

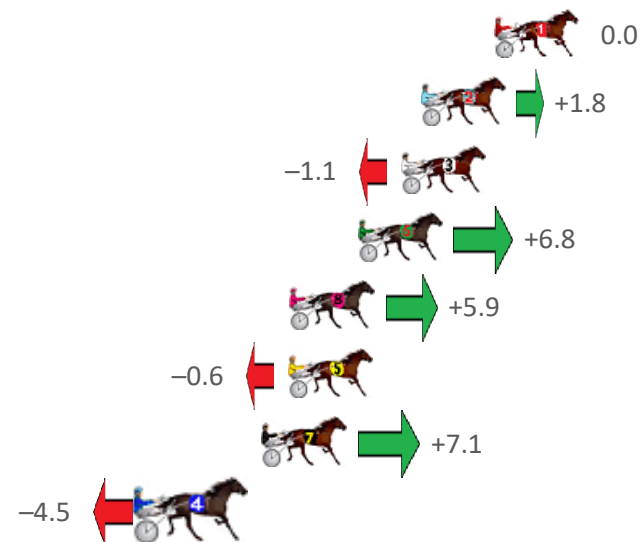
# Gloucester Park Race 1 Distance 2130m

Tuesday, 15 August 2023

Gross Time: 2:36.70 MileRate: 1:58.40 LeadTime: 38.70s First Qtr: 31.30s Second Qtr: 30.00s Third Qtr: 27.70s Fourth Qtr: 29.00s

NoHorse	Plc	Mar	800 Posi	400 Posi	Time	3rd Qtr	4th Qtr
1 MAGNUS VICTOR	1	0.0m	0.0m (0)	0.0m (0)	2:36.70	27.70s	29.00s
2 FRANKIE J HOLDEN	2	2.9m	4.7m (0)	4.6m (0)	2:36.92	27.70s	28.90s
3 SOHO FIRESTONE	3	3.7m	2.6m (1)	2.6m (1)	2:36.98	27.70s	29.10s
6 ADVANTAGE	4	5.4m	12.2m (1)	12.3m (2)	2:37.11	27.72s	28.55s
8 AMAZING AMERICA	5	8.1m	14.0m (0)	13.1m (1)	2:37.32	27.66s	28.69s
5 COLD HARD CASH	6	8.2m	7.6m (1)	8.8m (1)	2:37.32	27.80s	29.00s
7 SWAGGER MAN	7	9.2m	16.3m (1)	16.2m (2)	2:37.40	27.72s	28.56s
4 CLASSNSMART	8	13.8m	9.3m (0)	11.4m (0)	2:37.75	27.86s	29.25s

## Finish Position and metres gained from 800m



# PJ Harness Analyser

Sectional Analysis Software – Not just a formguide!

[www.facebook.com/PJHarnessRacing](https://www.facebook.com/PJHarnessRacing)



RISE Digital, Harness Racing Australia nor the provider accepts any responsibility for the completeness or accuracy of any of the information contained herein, and makes no representations about its suitability for any particular purpose. Users should make their own judgements about those matters and/or seek independent advice. You assume all risks associated with use of data provided on this page

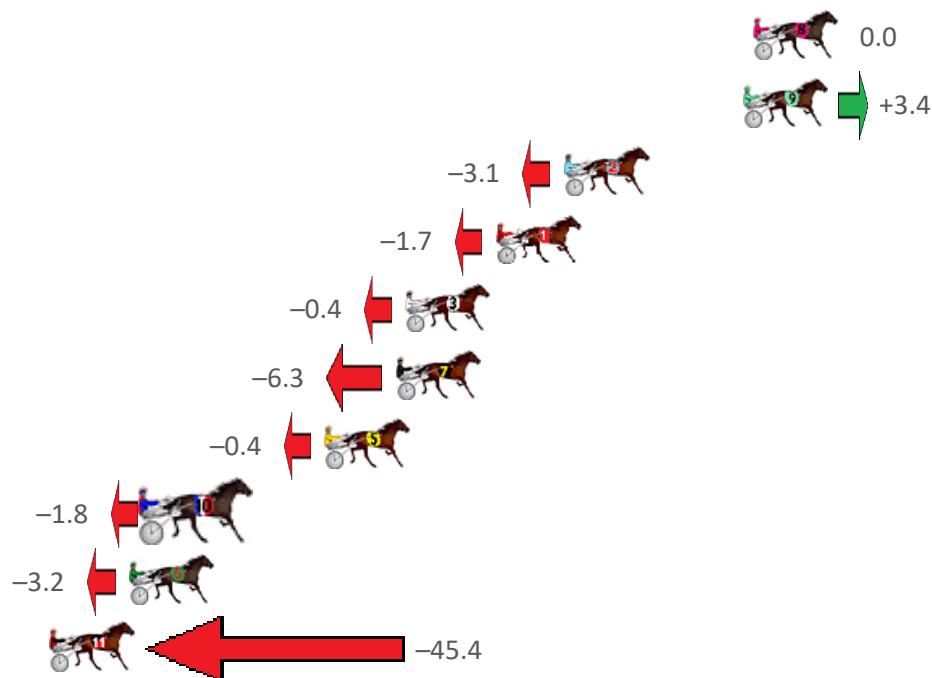
# Gloucester Park Race 2 Distance 2130m

Tuesday, 15 August 2023

Gross Time: 2:36.60 MileRate: 1:58.30 LeadTime: 37.40s First Qtr: 31.00s Second Qtr: 30.10s Third Qtr: 29.50s Fourth Qtr: 28.60s

NoHorse	Plc	Mar	800 Posi	400 Posi	Time	3rd Qtr	4th Qtr
8 TEN TO THE DOZEN	1	0.0m	0.0m (0)	0.0m (0)	2:36.60	29.50s	28.60s
9 MENEMSHA	2	0.4m	3.8m (1)	3.1m (1)	2:36.63	29.44s	28.41s
2 FRANCO ENCORE	3	7.5m	4.4m (0)	4.2m (0)	2:37.16	29.48s	28.86s
1 GAITCRASHER	4	10.2m	8.5m (0)	9.7m (0)	2:37.37	29.58s	28.67s
3 ON THE BACK FOOT	5	13.8m	13.4m (0)	15.0m (0)	2:37.64	29.60s	28.56s
7 THE MASKED CRUSA	6	14.2m	7.9m (1)	7.5m (1)	2:37.67	29.46s	29.12s
5 CHIEF COPY	7	17.0m	16.6m (1)	12.5m (1)	2:37.88	29.18s	28.97s
10 MIKIS PRIDE	8	23.9m	22.1m (0)	21.6m (0)	2:38.39	29.44s	28.83s
6 DEL BOCAVISTA BAY	9	24.8m	21.6m (1)	17.2m (1)	2:38.46	29.16s	29.22s
11 BROUGHT TO LIGHT	10	57.7m	12.3m (1)	23.0m (1)	2:40.93	30.26s	31.27s

Finish Position and metres gained from 800m



**PJ Harness Analyser**  
Sectional Analysis Software – Not just a formguide!

[www.facebook.com/PJHarnessRacing](https://www.facebook.com/PJHarnessRacing)



RISE Digital, Harness Racing Australia nor the provider accepts any responsibility for the completeness or accuracy of any of the information contained herein, and makes no representations about its suitability for any particular purpose. Users should make their own judgements about those matters and/or seek independent advice. You assume all risks associated with use of data provided on this page

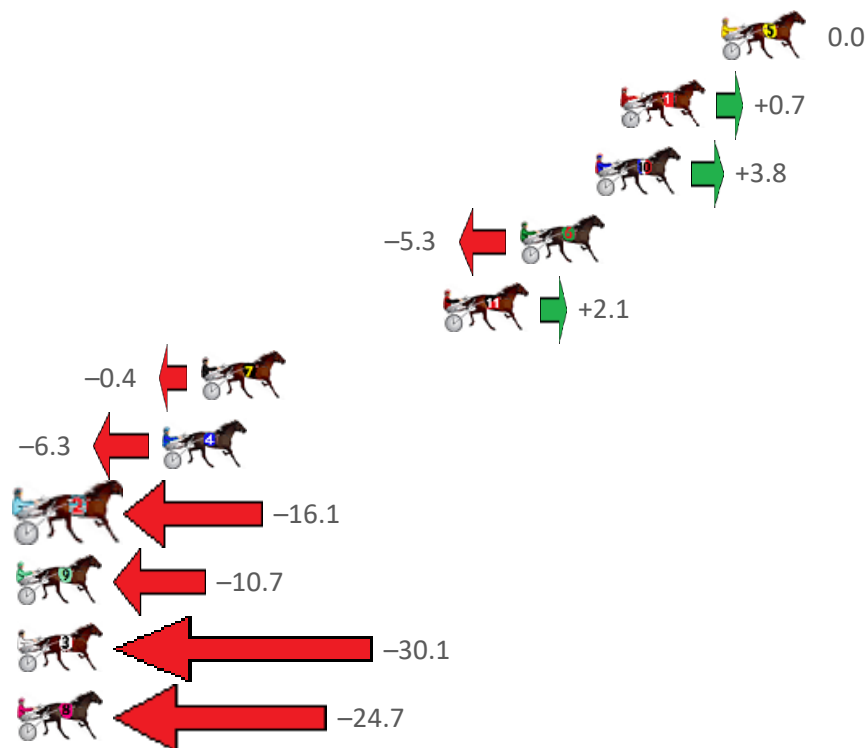
# Gloucester Park Race 3 Distance 2130m

Tuesday, 15 August 2023

Gross Time: 2:38.40 MileRate: 1:59.70 LeadTime: 38.30s First Qtr: 31.80s Second Qtr: 30.50s Third Qtr: 29.40s Fourth Qtr: 28.40s

NoHorse	Plc	Mar	800 Posi	400 Posi	Time	3rd Qtr	4th Qtr
5 THELITTLE MASTER	1	0.0m	0.0m (0)	0.0m (0)	2:38.40	29.40s	28.40s
1 MANHATTAN MOON	2	4.0m	4.7m (0)	4.5m (0)	2:38.70	29.38s	28.38s
10 HEEZ A VIBE	3	5.0m	8.8m (0)	8.6m (0)	2:38.77	29.38s	28.15s
6 THENU CAME ALON	4	8.0m	2.7m (1)	2.5m (1)	2:39.00	29.38s	28.81s
11 DARK EYES	5	11.0m	13.1m (0)	12.5m (0)	2:39.22	29.34s	28.32s
7 OPAL HUNTER	6	20.7m	20.3m (1)	12.9m (3)	2:39.94	28.85s	29.02s
4 ROX THE WORLD	7	22.2m	15.9m (1)	10.9m (2)	2:40.06	29.02s	29.27s
2 TRUE GRIT	8	27.6m	11.5m (1)	12.0m (1)	2:40.46	29.42s	29.60s
9 RAJAH ROCKS	9	34.5m	23.8m (1)	16.0m (4)	2:40.97	28.81s	29.83s
3 BETTOR ARCADE	10	37.0m	6.9m (1)	7.8m (1)	2:41.16	29.46s	30.60s
8 BACK ON LINE	11	42.5m	17.8m (0)	18.1m (0)	2:41.57	29.40s	30.27s

## Finish Position and metres gained from 800m



# PJ Harness Analyser

Sectional Analysis Software – Not just a formguide!

[www.facebook.com/PJHarnessRacing](https://www.facebook.com/PJHarnessRacing)



RISE Digital, Harness Racing Australia nor the provider accepts any responsibility for the completeness or accuracy of any of the information contained herein, and makes no representations about its suitability for any particular purpose. Users should make their own judgements about those matters and/or seek independent advice. You assume all risks associated with use of data provided on this page


# Gloucester Park Race 4 Distance 2130m

Tuesday, 15 August 2023

Gross Time: 2:34.50 MileRate: 1:56.80 LeadTime: 36.40s First Qtr: 30.10s Second Qtr: 29.30s Third Qtr: 30.10s Fourth Qtr: 28.60s

NoHorse	Plc	Mar	800 Posi	400 Posi	Time	3rd Qtr	4th Qtr
1 WAVERIDER	1	0.0m	0.0m (0)	0.0m (0)	2:34.50	30.10s	28.60s
2 CORK CAN RUN	2	7.1m	4.7m (0)	4.1m (0)	2:35.03	30.06s	28.83s
3 GREVIS	3	8.2m	12.6m (0)	9.9m (0)	2:35.12	29.90s	28.50s
10 PRINCE OF PAIN	4	10.6m	8.8m (0)	8.3m (1)	2:35.30	30.06s	28.79s
11 GOLDEN LODGE	5	22.6m	2.8m (1)	3.9m (1)	2:36.20	30.18s	30.02s
5 SUGAR COVERED	6	35.3m	11.5m (1)	17.9m (1)	2:37.15	30.56s	29.95s
9 WORLDS ABOVE	7	35.5m	16.5m (0)	16.5m (0)	2:37.17	30.10s	30.07s
4 QUINTON	8	40.8m	22.8m (0)	20.8m (0)	2:37.56	29.96s	30.14s
7 ARMA BELIEVER	9	43.9m	21.4m (1)	28.3m (2)	2:37.80	30.60s	29.83s
6 IDEAL MUSCLE	10	55.3m	16.8m (1)	24.2m (2)	2:38.65	30.64s	30.99s
8 SOHO SKYFALL	11	96.8m	7.1m (1)	21.7m (1)	2:41.77	31.16s	34.29s

Finish Position and metres gained from 800m



## PJ Harness Analyser

Sectional Analysis Software - Not just a formguide!

[www.facebook.com/PJHarnessRacing](https://www.facebook.com/PJHarnessRacing)



RISE Digital, Harness Racing Australia nor the provider accepts any responsibility for the completeness or accuracy of any of the information contained herein, and makes no representations about its suitability for any particular purpose. Users should make their own judgements about those matters and/or seek independent advice. You assume all risks associated with use of data provided on this page


# Gloucester Park Race 5 Distance 2130m

Tuesday, 15 August 2023

Gross Time: 2:39.60 MileRate: 2:00.60 LeadTime: 39.30s First Qtr: 32.50s Second Qtr: 29.90s Third Qtr: 29.20s Fourth Qtr: 28.70s

NoHorse	Plc	Mar	800 Posi	400 Posi	Time	3rd Qtr	4th Qtr
11 MAJOR PERRY	1	0.0m	11.0m (1)	2.6m (2)	2:39.60	28.58s	28.52s
1 STATE OF HEAVEN	2	3.2m	0.0m (0)	0.0m (0)	2:39.84	29.20s	28.94s
10 STARS OF GOLD	3	7.1m	4.4m (0)	4.5m (0)	2:40.13	29.20s	28.91s
5 BLOCKJORG	4	17.7m	19.3m (1)	11.7m (2)	2:40.93	28.64s	29.19s
6 ALFREDI	5	18.1m	14.9m (1)	7.3m (2)	2:40.96	28.64s	29.54s
4 MANNING	6	19.2m	0.3m (1)	2.0m (1)	2:41.05	29.32s	30.00s
2 CAVALRY CALL	7	20.0m	9.1m (0)	8.9m (0)	2:41.11	29.18s	29.57s
12 EUSTON FLYER	8	20.9m	13.2m (0)	13.1m (0)	2:41.17	29.18s	29.33s
7 LITTLE BITOF FUN	9	22.0m	21.5m (0)	15.6m (2)	2:41.26	28.76s	29.23s
9 SOHO GIGOLO	10	22.4m	17.4m (0)	13.4m (1)	2:41.29	28.90s	29.43s
3 MISS SERENADE	11	23.4m	6.6m (1)	7.8m (1)	2:41.36	29.28s	29.90s

Finish Position and metres gained from 800m



## PJ Harness Analyser

Sectional Analysis Software - Not just a formguide!

[www.facebook.com/PJHarnessRacing](https://www.facebook.com/PJHarnessRacing)



RISE Digital, Harness Racing Australia nor the provider accepts any responsibility for the completeness or accuracy of any of the information contained herein, and makes no representations about its suitability for any particular purpose. Users should make their own judgements about those matters and/or seek independent advice. You assume all risks associated with use of data provided on this page

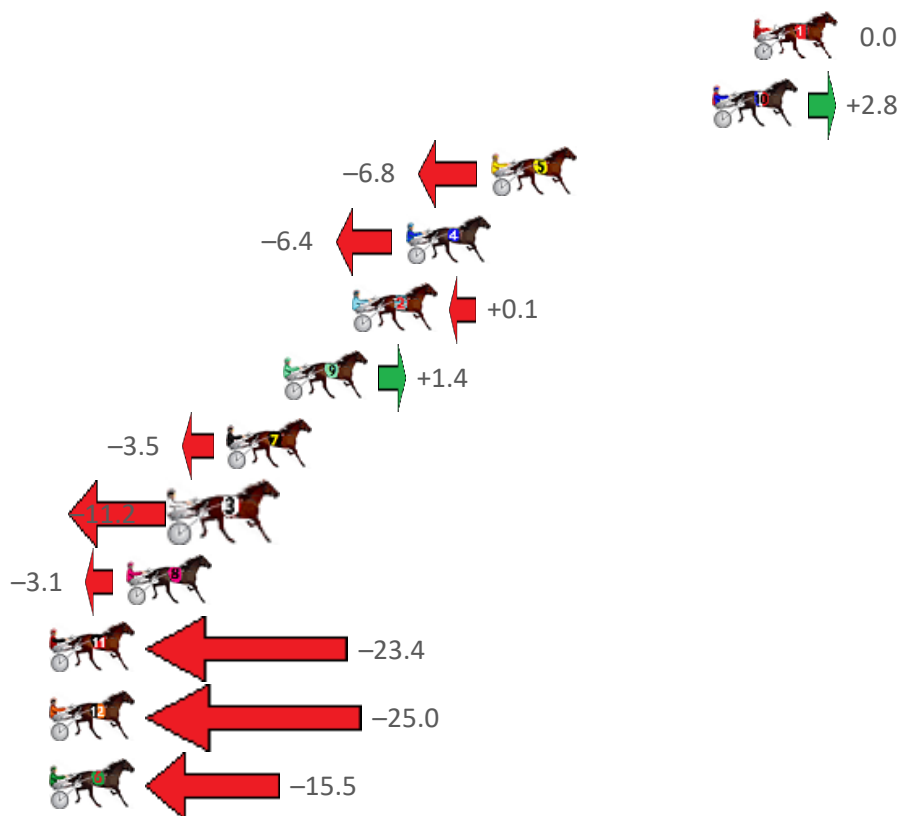
# Gloucester Park Race 6 Distance 2536m

Tuesday, 15 August 2023

Gross Time: 3:13.30 MileRate: 2:02.60 LeadTime: 72.20s First Qtr: 32.50s Second Qtr: 31.20s Third Qtr: 29.20s Fourth Qtr: 28.20s

NoHorse	Plc	Mar	800 Posi	400 Posi	Time	3rd Qtr	4th Qtr
1 LAMANDIER	1	0.0m	0.0m (0)	0.0m (0)	3:13.30	29.20s	28.20s
10 LUCAPELO	2	1.6m	4.4m (0)	4.5m (0)	3:13.42	29.20s	28.00s
5 PER ARDUA AD ASTR	3	10.4m	3.6m (1)	3.4m (1)	3:14.07	29.18s	28.73s
4 ALLWOOD WIZARD	4	13.8m	7.4m (1)	7.6m (1)	3:14.32	29.20s	28.68s
2 ACOLTNAMEDSU	5	15.9m	16.0m (1)	14.4m (2)	3:14.48	29.06s	28.35s
9 MY MASTER OF DISG	6	18.7m	20.1m (1)	18.5m (1)	3:14.69	29.06s	28.26s
7 SHOOT THROUGH	7	20.9m	17.4m (0)	17.7m (0)	3:14.85	29.20s	28.49s
3 TRITTRITTBANGBAN	8	22.8m	11.6m (1)	12.4m (1)	3:14.99	29.24s	29.01s
8 SEEKNYOUSHALLFIN	9	24.9m	21.8m (0)	21.9m (0)	3:15.15	29.18s	28.49s
11 AMERICAN ROCK	10	32.0m	8.6m (0)	9.0m (0)	3:15.67	29.22s	29.93s
12 RELLIM	11	38.0m	13.0m (0)	13.2m (0)	3:16.12	29.20s	30.08s
6 KRAFTY	12	40.3m	24.8m (1)	25.3m (1)	3:16.29	29.20s	29.38s

Finish Position and metres gained from 800m



## PJ Harness Analyser

Sectional Analysis Software - Not just a formguide!

[www.facebook.com/PJHarnessRacing](https://www.facebook.com/PJHarnessRacing)



RISE Digital, Harness Racing Australia nor the provider accepts any responsibility for the completeness or accuracy of any of the information contained herein, and makes no representations about its suitability for any particular purpose. Users should make their own judgements about those matters and/or seek independent advice. You assume all risks associated with use of data provided on this page



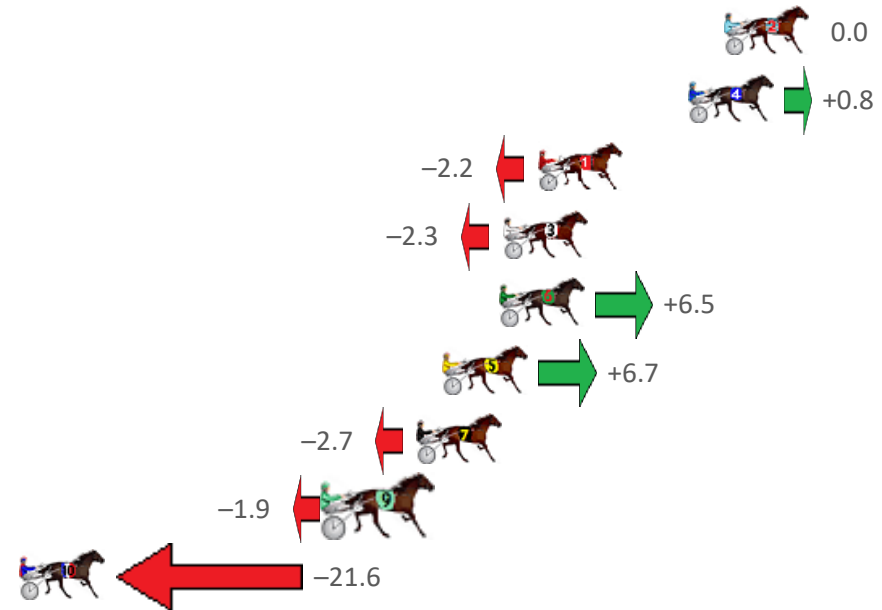
# Gloucester Park Race 7 Distance 2130m

Tuesday, 15 August 2023

Gross Time: 2:39.60 MileRate: 2:00.60 LeadTime: 39.00s First Qtr: 31.70s Second Qtr: 29.90s Third Qtr: 29.70s Fourth Qtr: 29.30s

NoHorse	Plc	Mar	800 Posi	400 Posi	Time	3rd Qtr	4th Qtr
2 FIVE BANGLES	1	0.0m	0.0m (0)	0.0m (0)	2:39.60	29.70s	29.30s
4 LET IT LINGA	2	1.4m	2.2m (1)	3.0m (1)	2:39.71	29.76s	29.19s
1 RISKITFORDABISKIT	3	7.4m	5.2m (0)	4.1m (0)	2:40.17	29.62s	29.57s
3 DONTWAITFORME	4	8.8m	6.5m (1)	7.7m (1)	2:40.28	29.78s	29.41s
6 REBLINE	5	8.9m	15.4m (1)	15.1m (2)	2:40.28	29.66s	28.88s
5 TOO BEE WATCHING	6	11.2m	17.9m (0)	13.6m (0)	2:40.46	29.38s	29.16s
7 OUR STAR BILLING	7	12.2m	9.5m (0)	8.5m (0)	2:40.54	29.62s	29.62s
9 CARUBA	8	15.5m	13.6m (0)	11.8m (1)	2:40.79	29.56s	29.63s
10 JUST FOR LOVE	9	33.0m	11.4m (1)	11.0m (2)	2:42.14	29.66s	31.03s

Finish Position and metres gained from 800m







## Harness Analyser

Sectional Analysis Software – Not just a formguide!

[www.facebook.com/PJHarnessRacing](http://www.facebook.com/PJHarnessRacing)



RISE Digital, Harness Racing Australia nor the provider accepts any responsibility for the completeness or accuracy of any of the information contained herein, and makes no representations about its suitability for any particular purpose. Users should make their own judgements about those matters and/or seek independent advice. You assume all risks associated with use of data provided on this page

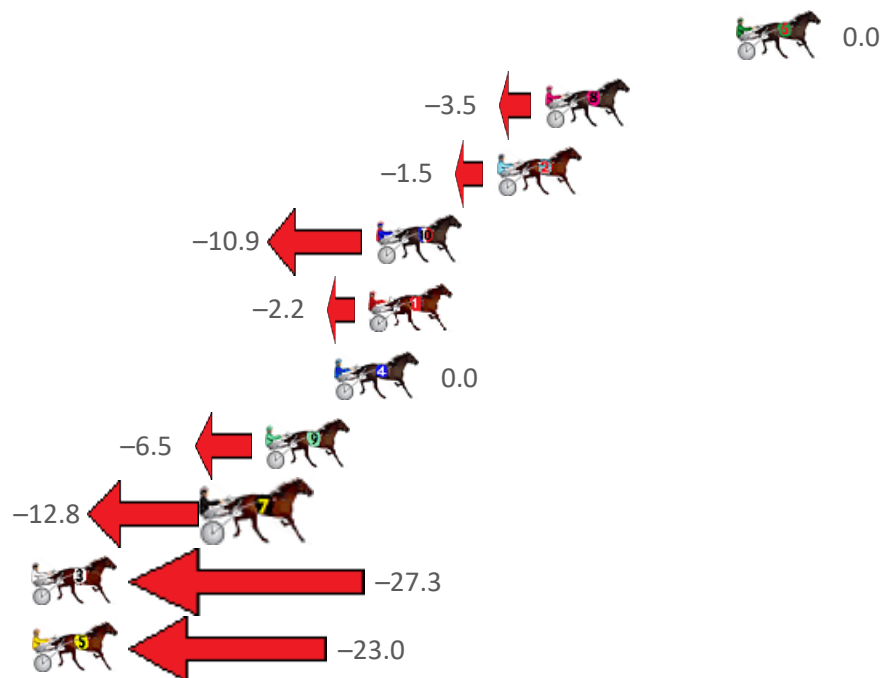
# Gloucester Park Race 8 Distance 2130m

Tuesday, 15 August 2023

Gross Time: 2:41.90 MileRate: 2:02.30 LeadTime: 37.40s First Qtr: 32.00s Second Qtr: 32.20s Third Qtr: 31.10s Fourth Qtr: 29.20s

NoHorse	Plc	Mar	800 Posi	400 Posi	Time	3rd Qtr	4th Qtr
6 MAJOR OVERS	1	0.0m	0.0m (0)	0.0m (0)	2:41.90	31.10s	29.20s
8 THE WILDCARD	2	7.6m	4.1m (0)	4.3m (0)	2:42.48	31.10s	29.46s
2 DREAMS OF VALHAL	3	9.5m	8.0m (0)	8.5m (0)	2:42.63	31.12s	29.29s
10 LOUIE LEBEAU	4	14.3m	3.4m (1)	2.2m (1)	2:43.00	31.00s	30.13s
1 ZUEDE	5	14.6m	12.4m (0)	12.8m (0)	2:43.02	31.10s	29.36s
4 SIR BELVEDERE	6	16.0m	16.0m (1)	4.9m (2)	2:43.13	30.22s	30.06s
9 COURAGE OF LOMB	7	18.7m	12.2m (1)	11.8m (1)	2:43.33	31.04s	29.75s
7 TORREVEAN AMY	8	20.8m	8.0m (1)	7.5m (1)	2:43.49	31.04s	30.23s
3 ROLLING COMMAND	9	44.1m	16.8m (0)	17.1m (1)	2:45.28	31.08s	31.30s
5 LILLY LAGUNA	10	47.3m	24.3m (0)	23.5m (1)	2:45.52	30.98s	31.06s

Finish Position and metres gained from 800m



## PJ Harness Analyser

Sectional Analysis Software – Not just a formguide!

[www.facebook.com/PJHarnessRacing](https://www.facebook.com/PJHarnessRacing)



RISE Digital, Harness Racing Australia nor the provider accepts any responsibility for the completeness or accuracy of any of the information contained herein, and makes no representations about its suitability for any particular purpose. Users should make their own judgements about those matters and/or seek independent advice. You assume all risks associated with use of data provided on this page



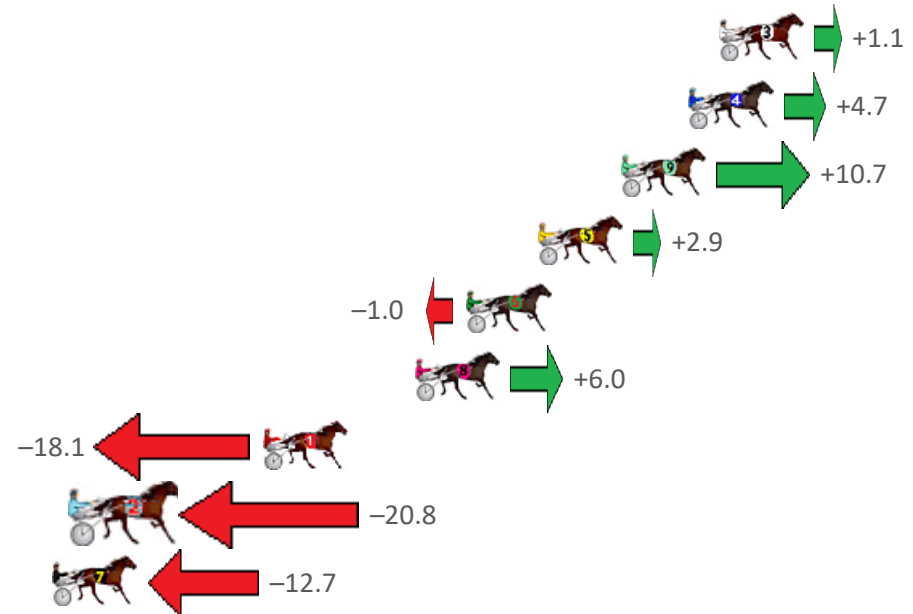
# Gloucester Park Race 9 Distance 2130m

Tuesday, 15 August 2023

Gross Time: 2:44.40 MileRate: 2:04.20 LeadTime: 40.10s First Qtr: 32.70s Second Qtr: 31.20s Third Qtr: 30.30s Fourth Qtr: 30.10s

NoHorse	Plc	Mar	800 Posi	400 Posi	Time	3rd Qtr	4th Qtr
3 ALL ABOUT RILEY	1	0.0m 1.1m (1)	0.0m (1)	2:44.40	30.22s	30.10s	
4 PONZI BEACH	2	1.2m 5.9m (1)	4.0m (1)	2:44.49	30.16s	29.89s	
9 CHICA VALIENTE	3	3.9m 14.6m (1)	12.3m (2)	2:44.71	30.12s	29.49s	
5 MISS LAUREL LEA	4	7.2m 10.1m (1)	7.8m (2)	2:44.97	30.12s	30.09s	
6 AMERICAN DUTCHES	5	10.0m 9.0m (0)	8.0m (1)	2:45.19	30.22s	30.29s	
8 SISTER ACT	6	12.1m 18.1m (0)	15.2m (1)	2:45.35	30.08s	29.91s	
1 ADORE ME SOME M	7	18.1m 0.0m (0)	0.5m (0)	2:45.83	30.34s	31.49s	
2 ALTA RAPIDO	8	25.3m 4.5m (0)	5.0m (0)	2:46.39	30.34s	31.72s	
7 UNEARTHED	9	26.5m 13.8m (0)	10.4m (0)	2:46.49	30.04s	31.41s	

## Finish Position and metres gained from 800m







# Harness Analyser

Sectional Analysis Software – Not just a formguide!

[www.facebook.com/PJHarnessRacing](https://www.facebook.com/PJHarnessRacing)



RISE Digital, Harness Racing Australia nor the provider accepts any responsibility for the completeness or accuracy of any of the information contained herein, and makes no representations about its suitability for any particular purpose. Users should make their own judgements about those matters and/or seek independent advice. You assume all risks associated with use of data provided on this page

# Gloucester Park Race 10 Distance 2503m

Tuesday, 15 August 2023

Gross Time: 3:22.90 MileRate: 2:08.90 LeadTime: 75.20s First Qtr: 32.50s Second Qtr: 32.50s Third Qtr: 30.50s Fourth Qtr: 32.20s

NoHorse	Plc	Mar	800 Posi	400 Posi	Time	3rd Qtr	4th Qtr
4 CHICAGO H	1	0.0m	0.0m (0)	0.0m (0)	3:22.90	30.50s	32.20s

Finish Position and metres gained from 800m



6 EVAS IMAGE	2	19.4m	20.6m (1)	15.7m (1)	3:24.53	30.16s	32.61s
--------------	---	-------	-----------	-----------	---------	--------	--------



2 THE HONOURS	3	25.2m	13.7m (0)	16.7m (0)	3:25.02	30.76s	33.02s
---------------	---	-------	-----------	-----------	---------	--------	--------



7 ONE OVER DA SON	4	40.1m	22.7m (0)	21.6m (2)	3:26.27	30.46s	33.89s
-------------------	---	-------	-----------	-----------	---------	--------	--------



5 KELL ROAD KID	5	47.1m	18.7m (0)	23.4m (0)	3:26.86	30.90s	34.34s
-----------------	---	-------	-----------	-----------	---------	--------	--------



3 THE BEAT	6	54.1m	16.1m (1)	23.6m (1)	3:27.45	31.12s	34.91s
------------	---	-------	-----------	-----------	---------	--------	--------



1 IM GAVOCHE	7	174.7m	103.4m (0)	116.3m (0)	3:37.58	31.72s	37.82s
--------------	---	--------	------------	------------	---------	--------	--------



**PJ Harness Analyser**  
Sectional Analysis Software – Not just a formguide!

[www.facebook.com/PJHarnessRacing](https://www.facebook.com/PJHarnessRacing)



RISE Digital, Harness Racing Australia nor the provider accepts any responsibility for the completeness or accuracy of any of the information contained herein, and makes no representations about its suitability for any particular purpose. Users should make their own judgements about those matters and/or seek independent advice. You assume all risks associated with use of data provided on this page