

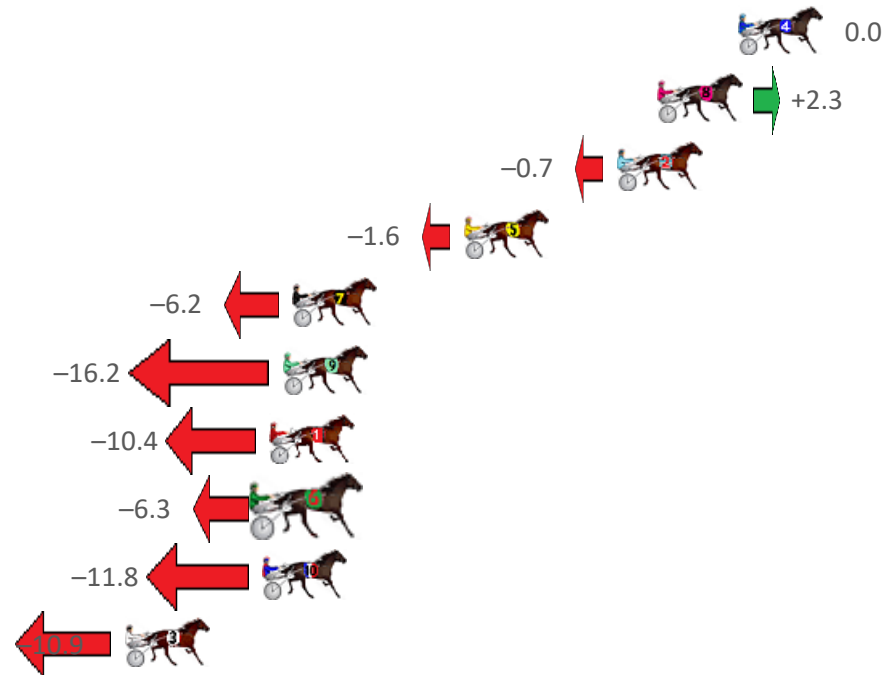
Gloucester Park Race 1 Distance 2130m

Friday, 18 August 2023

Gross Time: 2:35.80 MileRate: 1:57.70 LeadTime: 35.70s First Qtr: 31.40s Second Qtr: 31.50s Third Qtr: 29.30s Fourth Qtr: 27.90s

NoHorse	Plc	Mar	800 Posi	400 Posi	Time	3rd Qtr	4th Qtr
4 SHEEZ OUR HOPE	1	0.0m	0.0m (0)	0.0m (0)	2:35.80	29.30s	27.90s
8 CORDERO	2	3.2m	5.5m (2)	2.5m (2)	2:36.03	29.07s	27.96s
2 TROOPINGOFTHECO	3	4.8m	4.1m (0)	3.8m (0)	2:36.15	29.27s	27.98s
5 SIMPLY SHAZ	4	10.9m	9.3m (2)	7.0m (2)	2:36.60	29.11s	28.21s
7 NAME IN LIGHTS	5	17.7m	11.5m (1)	11.7m (1)	2:37.10	29.29s	28.37s
9 FIREROCKFIREROLL	6	18.1m	1.9m (1)	2.7m (1)	2:37.13	29.35s	29.04s
1 HI TOMMY	7	18.6m	8.2m (0)	9.2m (0)	2:37.16	29.35s	28.61s
6 BROOKIES JET	8	18.9m	12.6m (0)	13.9m (0)	2:37.19	29.37s	28.30s
10 HENRIK LARSSON	9	18.9m	7.1m (1)	7.5m (1)	2:37.19	29.31s	28.75s
3 GREGARMY	10	24.4m	13.5m (2)	12.0m (2)	2:37.59	29.17s	28.84s

Finish Position and metres gained from 800m





PJ Harness Analyser

Sectional Analysis Software - Not just a formguide!

www.facebook.com/PJHarnessRacing



RISE Digital, Harness Racing Australia nor the provider accepts any responsibility for the completeness or accuracy of any of the information contained herein, and makes no representations about its suitability for any particular purpose. Users should make their own judgements about those matters and/or seek independent advice. You assume all risks associated with use of data provided on this page

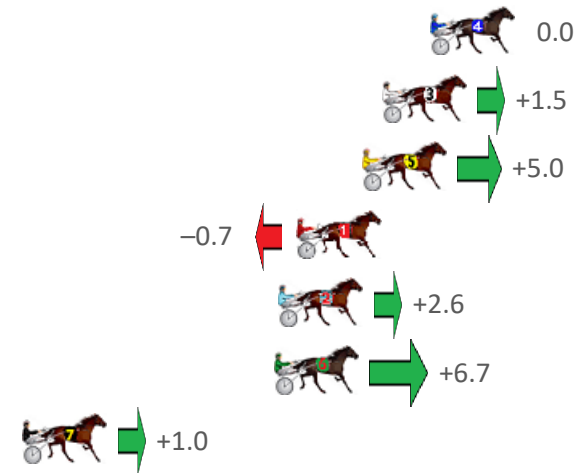
Gloucester Park Race 2 Distance 2536m

Friday, 18 August 2023

Gross Time: 3:12.40 MileRate: 2:02.10 LeadTime: 71.80s First Qtr: 33.50s Second Qtr: 31.30s Third Qtr: 28.10s Fourth Qtr: 27.70s

NoHorse	Plc	Mar	800 Posi	400 Posi	Time	3rd Qtr	4th Qtr
4 ARMA XFACTOR	1	0.0m	0.0m (0)	0.0m (0)	3:12.40	28.10s	27.70s
3 WATTS UP SUNSHIN	2	1.9m	3.4m (1)	2.3m (1)	3:12.54	28.02s	27.68s
5 ROCKABALL	3	2.7m	7.7m (1)	6.7m (1)	3:12.60	28.02s	27.43s
1 REGAL CHEVAL	4	5.3m	4.6m (0)	4.3m (0)	3:12.79	28.08s	27.79s
2 FIFTY FIVE REBORN	5	6.0m	8.6m (0)	8.4m (0)	3:12.84	28.08s	27.56s
6 KIMBLE	6	6.2m	12.9m (0)	12.1m (0)	3:12.85	28.04s	27.31s
7 PIERRE WHITBY	7	16.2m	17.2m (0)	18.2m (0)	3:13.58	28.16s	27.62s

Finish Position and metres gained from 800m





PJ Harness Analyser

Sectional Analysis Software - Not just a formguide!

www.facebook.com/PJHarnessRacing



RISE Digital, Harness Racing Australia nor the provider accepts any responsibility for the completeness or accuracy of any of the information contained herein, and makes no representations about its suitability for any particular purpose. Users should make their own judgements about those matters and/or seek independent advice. You assume all risks associated with use of data provided on this page

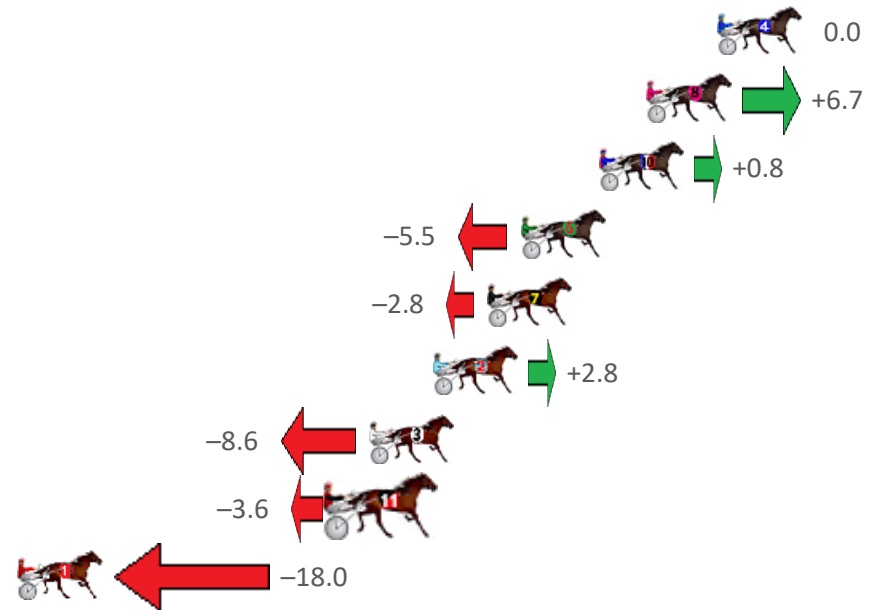
Gloucester Park Race 3 Distance 2130m

Friday, 18 August 2023

Gross Time: 2:34.90 MileRate: 1:57.00 LeadTime: 34.40s First Qtr: 32.50s Second Qtr: 31.10s Third Qtr: 28.00s Fourth Qtr: 28.90s

NoHorse	Plc	Mar	800 Posi	400 Posi	Time	3rd Qtr	4th Qtr
4 MASTER PUBLISHER	1	0.0m	0.0m (0)	0.0m (0)	2:34.90	28.00s	28.90s
8 WHOS THE DAD	2	2.8m	9.5m (2)	7.4m (2)	2:35.11	27.86s	28.59s
10 STREET HAWK	3	4.7m	5.5m (2)	3.5m (2)	2:35.26	27.86s	29.01s
6 BEAT CITY	4	7.8m	2.3m (1)	2.3m (1)	2:35.49	28.00s	29.33s
7 CLOUD NINE	5	9.1m	6.3m (1)	6.8m (1)	2:35.59	28.04s	29.11s
2 HENWOOD BAY	6	11.3m	14.1m (0)	16.1m (0)	2:35.76	28.16s	28.62s
3 GETN WIGGY WITHIT	7	13.8m	5.2m (0)	5.9m (0)	2:35.95	28.06s	29.53s
11 BLUE BLAZER	8	15.1m	11.5m (1)	10.8m (1)	2:36.05	27.96s	29.28s
1 STRAUNY	9	27.8m	9.8m (0)	11.6m (0)	2:37.01	28.14s	30.19s

Finish Position and metres gained from 800m



PJ Harness Analyser

Sectional Analysis Software - Not just a formguide!

www.facebook.com/PJHarnessRacing

RISE Digital, Harness Racing Australia nor the provider accepts any responsibility for the completeness or accuracy of any of the information contained herein, and makes no representations about its suitability for any particular purpose. Users should make their own judgements about those matters and/or seek independent advice. You assume all risks associated with use of data provided on this page


Gloucester Park Race 4 Distance 2130m

Friday, 18 August 2023

Gross Time: 2:34.80 MileRate: 1:56.90 LeadTime: 37.70s First Qtr: 30.60s Second Qtr: 30.30s Third Qtr: 27.60s Fourth Qtr: 28.60s

NoHorse	Plc	Mar	800 Posi	400 Posi	Time	3rd Qtr	4th Qtr
6 GOODFELLAZ	1	0.0m	2.6m (1)	2.3m (1)	2:34.80	27.58s	28.44s
10 SEERYANFLY	2	4.1m	5.8m (0)	6.0m (0)	2:35.11	27.62s	28.49s
1 COTTON ON	3	4.5m	0.0m (0)	0.0m (0)	2:35.14	27.60s	28.94s
11 ROCKNROLL SASS	4	10.2m	9.9m (0)	11.5m (0)	2:35.57	27.72s	28.57s
12 PELIGROSO	5	15.0m	14.9m (0)	15.5m (0)	2:35.93	27.66s	28.65s
2 SPECIAL LADY	6	16.9m	11.4m (1)	14.4m (1)	2:36.07	27.82s	28.87s
5 ROCKMYSTER	7	16.9m	7.0m (1)	8.9m (1)	2:36.07	27.74s	29.25s
4 HAVE AGO JOE	8	17.3m	15.8m (1)	18.4m (1)	2:36.10	27.80s	28.62s
7 HIGH PRICE	9	20.0m	19.8m (0)	19.2m (0)	2:36.30	27.58s	28.76s
3 OCTOBER REIGN	10	20.2m	25.4m (1)	26.7m (1)	2:36.32	27.72s	28.26s
8 LUCKY GALLEON	11	21.4m	21.0m (1)	22.2m (1)	2:36.41	27.71s	28.66s
9 MISS LAMARR	12	22.3m	23.9m (0)	23.5m (0)	2:36.47	27.60s	28.63s

Finish Position and metres gained from 800m



PJ Harness Analyser

Sectional Analysis Software - Not just a formguide!

www.facebook.com/PJHarnessRacing

RISE Digital, Harness Racing Australia nor the provider accepts any responsibility for the completeness or accuracy of any of the information contained herein, and makes no representations about its suitability for any particular purpose. Users should make their own judgements about those matters and/or seek independent advice. You assume all risks associated with use of data provided on this page


Gloucester Park Race 5 Distance 2130m

Friday, 18 August 2023

Gross Time: 2:35.90 MileRate: 1:57.80 LeadTime: 37.70s First Qtr: 30.60s Second Qtr: 30.20s Third Qtr: 29.00s Fourth Qtr: 28.40s

NoHorse	Plc	Mar	800 Posi	400 Posi	Time	3rd Qtr	4th Qtr
9 WATER LOU	1	0.0m	0.0m (0)	0.0m (0)	2:35.90	29.00s	28.40s
1 MISS HEPBURN	2	4.7m	4.4m (0)	4.5m (0)	2:36.25	29.00s	28.43s
2 I CROSS MY HEART	3	14.9m	7.2m (1)	8.7m (1)	2:37.01	29.10s	28.89s
3 XCEPTIONAL ARMA	4	17.9m	2.8m (1)	4.2m (1)	2:37.24	29.10s	29.43s
11 PRINCESS KATIE	5	20.6m	13.6m (0)	13.8m (1)	2:37.44	29.00s	28.95s
4 REMARKABLE ROCK	6	24.9m	18.0m (0)	16.8m (0)	2:37.76	28.90s	29.06s
7 PECUNIOUS	7	26.0m	22.8m (0)	22.7m (0)	2:37.84	28.98s	28.72s
6 IN A WINK	8	28.3m	20.3m (1)	17.7m (1)	2:38.01	28.80s	29.25s
12 THE SWINDLER	9	34.4m	11.7m (1)	13.2m (2)	2:38.47	29.10s	30.02s
10 AMARETTO ANGEL	10	39.3m	9.4m (0)	12.6m (0)	2:38.83	29.22s	30.43s
8 CHILLI PUNTER	11	52.7m	24.7m (1)	23.0m (1)	2:39.83	28.86s	30.69s
5 LIQUIDATOR	12	125.7m	15.8m (1)	39.0m (1)	2:45.28	30.64s	35.00s

Finish Position and metres gained from 800m





PJ Harness Analyser

Sectional Analysis Software - Not just a formguide!

www.facebook.com/PJHarnessRacing



RISE Digital, Harness Racing Australia nor the provider accepts any responsibility for the completeness or accuracy of any of the information contained herein, and makes no representations about its suitability for any particular purpose. Users should make their own judgements about those matters and/or seek independent advice. You assume all risks associated with use of data provided on this page

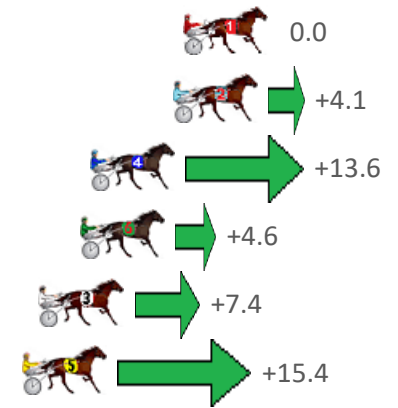
Gloucester Park Race 6 Distance 2130m

Friday, 18 August 2023

Gross Time: 2:35.00 MileRate: 1:57.10 LeadTime: 37.30s First Qtr: 31.50s Second Qtr: 30.10s Third Qtr: 28.80s Fourth Qtr: 27.30s

NoHorse	Plc	Mar	800 Posi	400 Posi	Time	3rd Qtr	4th Qtr
1 HIMSELF	1	0.0m	0.0m (0)	0.0m (0)	2:35.00	28.80s	27.30s
2 THE MUSTANG	2	0.4m	4.5m (0)	4.3m (0)	2:35.03	28.78s	27.03s
4 WILDWEST	3	3.7m	17.3m (0)	8.4m (1)	2:35.27	28.14s	26.98s
6 GALACTIC STAR	4	4.1m	8.7m (0)	8.0m (0)	2:35.29	28.74s	27.03s
3 VALENTINES BROOK	5	5.7m	13.1m (0)	12.3m (0)	2:35.41	28.72s	26.85s
5 PRINCE OF PLEASUR	6	6.4m	21.8m (0)	16.6m (0)	2:35.46	28.40s	26.60s

Finish Position and metres gained from 800m





PJ Harness Analyser

Sectional Analysis Software - Not just a formguide!

www.facebook.com/PJHarnessRacing



RISE Digital, Harness Racing Australia nor the provider accepts any responsibility for the completeness or accuracy of any of the information contained herein, and makes no representations about its suitability for any particular purpose. Users should make their own judgements about those matters and/or seek independent advice. You assume all risks associated with use of data provided on this page

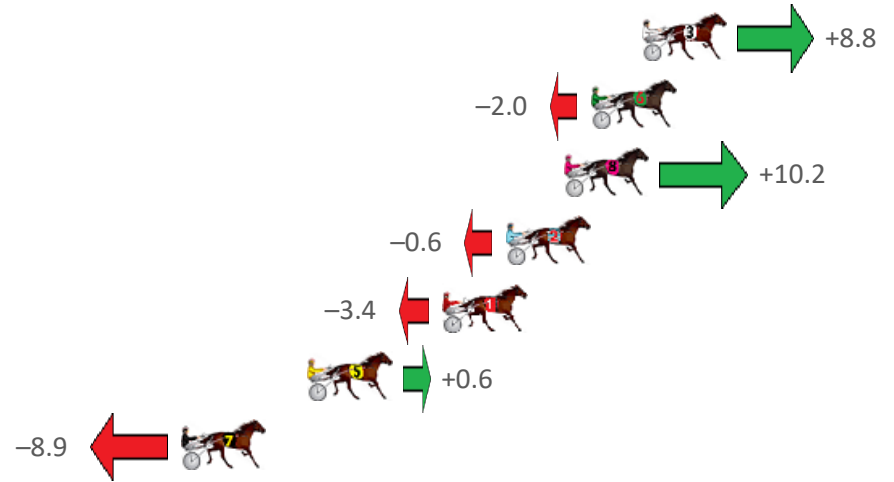
Gloucester Park Race 7 Distance 2503m

Friday, 18 August 2023

Gross Time: 3:08.60 MileRate: 2:01.30 LeadTime: 69.90s First Qtr: 32.40s Second Qtr: 29.60s Third Qtr: 28.40s Fourth Qtr: 28.30s

NoHorse	Plc	Mar	800 Posi	400 Posi	Time	3rd Qtr	4th Qtr
3 YOU'RE SO FINE	1	0.0m	8.8m (1)	7.7m (1)	3:08.60	28.32s	27.76s
6 WATCHING OUR COI	2	2.0m	0.0m (0)	0.0m (0)	3:08.75	28.40s	28.45s
8 STEEL THE SHOW	3	3.1m	13.3m (1)	11.7m (1)	3:08.83	28.28s	27.71s
2 ARDENS HORIZON	4	5.4m	4.8m (1)	3.4m (1)	3:09.00	28.30s	28.46s
1 AWAITING INSTRUCTI	5	7.9m	4.5m (0)	4.8m (0)	3:09.19	28.42s	28.55s
5 AMERICAN BULLITT	6	13.3m	13.9m (0)	16.8m (0)	3:09.59	28.60s	28.11s
7 MY PRAYER	7	18.3m	9.4m (0)	11.9m (0)	3:09.96	28.58s	28.82s

Finish Position and metres gained from 800m





PJ Harness Analyser

Sectional Analysis Software - Not just a formguide!

www.facebook.com/PJHarnessRacing



RISE Digital, Harness Racing Australia nor the provider accepts any responsibility for the completeness or accuracy of any of the information contained herein, and makes no representations about its suitability for any particular purpose. Users should make their own judgements about those matters and/or seek independent advice. You assume all risks associated with use of data provided on this page


Gloucester Park Race 8 Distance 1730m

Friday, 18 August 2023

Gross Time: 2:04.30 MileRate: 1:55.60 LeadTime: 7.90s First Qtr: 29.20s Second Qtr: 30.30s Third Qtr: 28.70s Fourth Qtr: 28.20s

NoHorse	Plc	Mar	800 Posi	400 Posi	Time	3rd Qtr	4th Qtr
2 HILLVIEW BONDI	1	0.0m	0.0m (0)	0.0m (0)	2:04.30	28.70s	28.20s
5 ULTIMATE ROCKER	2	6.2m	4.5m (0)	4.5m (0)	2:04.76	28.70s	28.34s
1 MAKE IT HAPPEN	3	7.0m	8.4m (0)	9.1m (0)	2:04.82	28.74s	28.08s
10 BEE JAYS BOY	4	9.9m	12.9m (0)	13.3m (0)	2:05.03	28.72s	27.99s
4 WALSH	5	18.1m	16.8m (0)	17.8m (0)	2:05.64	28.76s	28.28s
11 JOE WITH THE FLOW	6	18.3m	8.7m (1)	10.6m (1)	2:05.66	28.83s	28.80s
7 ALTA RHETT	7	18.9m	12.9m (1)	14.5m (1)	2:05.70	28.80s	28.58s
6 ADDA SPOILT MAJOR	8	19.3m	4.8m (1)	6.3m (1)	2:05.73	28.80s	29.19s
9 SOHO GIGOLO	9	20.7m	21.3m (0)	22.6m (0)	2:05.83	28.78s	28.13s
8 DISCO UNDER FIRE	10	32.7m	13.2m (2)	10.0m (2)	2:06.72	28.46s	29.92s
3 HOTFOOT IT	11	45.6m	17.1m (2)	14.5m (2)	2:07.68	28.50s	30.56s

Finish Position and metres gained from 800m





PJ Harness Analyser

Sectional Analysis Software - Not just a formguide!

www.facebook.com/PJHarnessRacing



RISE Digital, Harness Racing Australia nor the provider accepts any responsibility for the completeness or accuracy of any of the information contained herein, and makes no representations about its suitability for any particular purpose. Users should make their own judgements about those matters and/or seek independent advice. You assume all risks associated with use of data provided on this page

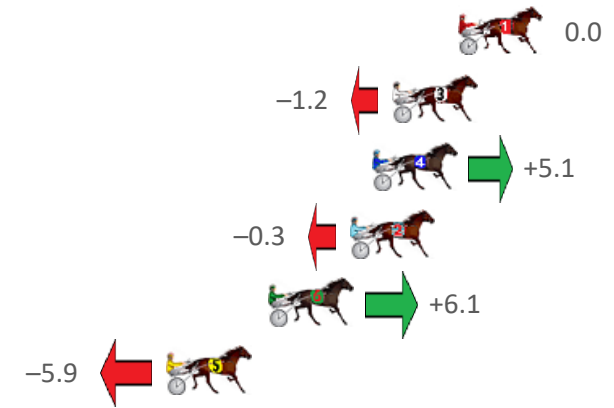
Gloucester Park Race 9 Distance 1730m

Friday, 18 August 2023

Gross Time: 2:07.00 MileRate: 1:58.10 LeadTime: 8.40s First Qtr: 32.50s Second Qtr: 30.40s Third Qtr: 28.40s Fourth Qtr: 27.30s

NoHorse	Plc	Mar	800 Posi	400 Posi	Time	3rd Qtr	4th Qtr
1 BLITZEMBYE	1	0.0m	0.0m (0)	0.0m (0)	2:07.00	28.40s	27.30s
3 WHATABRO	2	2.6m	1.4m (1)	2.3m (1)	2:07.19	28.46s	27.32s
4 SOHO DOW JONES	3	3.4m	8.5m (0)	8.7m (0)	2:07.24	28.40s	26.94s
2 HOPPYS WAY	4	4.3m	4.0m (0)	4.3m (0)	2:07.31	28.42s	27.31s
6 RAVEN BANNER	5	7.5m	13.6m (1)	13.0m (0)	2:07.54	28.34s	26.94s
5 THE KRAKEN	6	11.6m	5.7m (1)	6.4m (1)	2:07.83	28.44s	27.69s

Finish Position and metres gained from 800m





PJ Harness Analyser

Sectional Analysis Software - Not just a formguide!

www.facebook.com/PJHarnessRacing



RISE Digital, Harness Racing Australia nor the provider accepts any responsibility for the completeness or accuracy of any of the information contained herein, and makes no representations about its suitability for any particular purpose. Users should make their own judgements about those matters and/or seek independent advice. You assume all risks associated with use of data provided on this page


Gloucester Park Race 10 Distance 2536m

Friday, 18 August 2023

Gross Time: 3:07.70 MileRate: 1:59.10 LeadTime: 70.50s First Qtr: 31.20s Second Qtr: 29.10s Third Qtr: 27.80s Fourth Qtr: 29.10s

NoHorse	Plc	Mar	800 Posi	400 Posi	Time	3rd Qtr	4th Qtr
7 ROLLING FIRE	1	0.0m	2.3m (1)	1.2m (1)	3:07.70	27.72s	29.02s
5 ROCKET CITY	2	4.8m	0.0m (0)	0.0m (0)	3:08.07	27.80s	29.47s
3 VELOCPEDE	3	8.0m	4.6m (0)	5.1m (0)	3:08.31	27.84s	29.35s
1 STAPLETON	4	10.7m	9.3m (0)	13.6m (0)	3:08.52	28.12s	28.96s
6 LUCAPELO	5	10.7m	6.7m (1)	6.3m (1)	3:08.52	27.78s	29.47s
4 BARBADOS	6	12.8m	11.0m (1)	15.0m (1)	3:08.68	28.10s	29.02s
2 ELWADDELL	7	14.9m	14.5m (0)	21.2m (0)	3:08.84	28.30s	28.74s

Finish Position and metres gained from 800m





PJ Harness Analyser

Sectional Analysis Software - Not just a formguide!

www.facebook.com/PJHarnessRacing



RISE Digital, Harness Racing Australia nor the provider accepts any responsibility for the completeness or accuracy of any of the information contained herein, and makes no representations about its suitability for any particular purpose. Users should make their own judgements about those matters and/or seek independent advice. You assume all risks associated with use of data provided on this page