


Gloucester Park Race 1 Distance 2130m

Friday, 25 August 2023

Gross Time: 2:35.10 MileRate: 1:57.20 LeadTime: 37.10s First Qtr: 30.50s Second Qtr: 29.40s Third Qtr: 28.70s Fourth Qtr: 29.40s

NoHorse	Plc	Mar	800 Posi	400 Posi	Time	3rd Qtr	4th Qtr
11 MUSZTANG	1	0.0m	10.4m (1)	12.0m (2)	2:35.10	28.82s	28.54s
1 LAMANDIER	2	0.8m	4.2m (0)	4.7m (0)	2:35.16	28.74s	29.12s
9 MAJOR FREEWAY	3	6.5m	0.9m (1)	0.9m (1)	2:35.60	28.70s	29.84s
5 HIGH PRICE	4	7.2m	5.9m (2)	3.9m (2)	2:35.66	28.56s	29.67s
10 HAVE AGO JOE	5	9.1m	8.7m (0)	8.6m (0)	2:35.80	28.70s	29.48s
6 OCTOBER REIGN	6	10.2m	14.9m (1)	14.4m (1)	2:35.89	28.68s	29.14s
8 BEE JAYS BOY	7	10.8m	9.8m (2)	7.8m (2)	2:35.93	28.56s	29.67s
4 ULTIMATE ROCKER	8	13.7m	12.9m (0)	12.7m (0)	2:36.16	28.70s	29.54s
2 MY ULTIMATE BAXTE	9	13.9m	6.2m (1)	8.1m (1)	2:36.17	28.84s	29.89s
3 PELIGROSO	10	14.1m	0.0m (0)	0.0m (0)	2:36.19	28.70s	30.49s
7 STREET APPEAL	11	17.7m	17.1m (0)	16.9m (0)	2:36.46	28.70s	29.54s

Finish Position and metres gained from 800m



PJ Harness Analyser

Sectional Analysis Software - Not just a formguide!

www.facebook.com/PJHarnessRacing



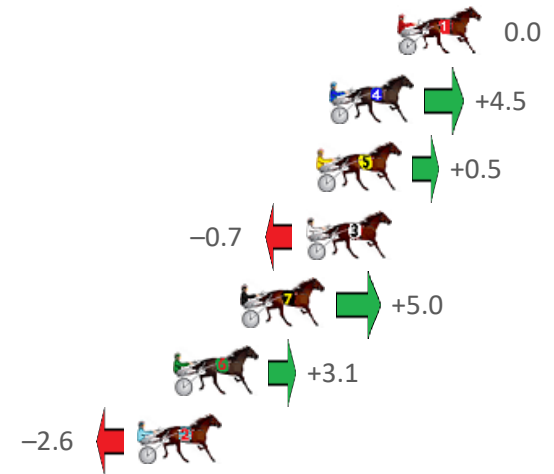
Gloucester Park Race 2 Distance 2130m

Friday, 25 August 2023

Gross Time: 2:35.20 MileRate: 1:57.30 LeadTime: 37.60s First Qtr: 32.00s Second Qtr: 30.00s Third Qtr: 28.10s Fourth Qtr: 27.50s

NoHorse	Plc	Mar	800 Posi	400 Posi	Time	3rd Qtr	4th Qtr
1 MEA CULPA	1	0.0m	0.0m (0)	0.0m (0)	2:35.20	28.10s	27.50s
4 SHEEZ OUR HOPE	2	2.7m	7.2m (1)	7.0m (1)	2:35.40	28.08s	27.21s
5 ALCOPONY	3	3.2m	3.7m (0)	3.8m (0)	2:35.43	28.10s	27.47s
3 WATTS UP SUNSHIN	4	3.6m	2.9m (1)	2.6m (1)	2:35.46	28.08s	27.58s
7 ROCKABALL	5	6.2m	11.2m (1)	11.3m (1)	2:35.65	28.10s	27.17s
6 CORDERO	6	8.9m	12.0m (0)	13.3m (0)	2:35.84	28.18s	27.22s
2 PIERRE WHITBY	7	10.3m	7.7m (0)	8.7m (0)	2:35.95	28.16s	27.65s

Finish Position and metres gained from 800m





PJ Harness Analyser

Sectional Analysis Software - Not just a formguide!

www.facebook.com/PJHarnessRacing



RISE Digital, Harness Racing Australia nor the provider accepts any responsibility for the completeness or accuracy of any of the information contained herein, and makes no representations about its suitability for any particular purpose. Users should make their own judgements about those matters and/or seek independent advice. You assume all risks associated with use of data provided on this page

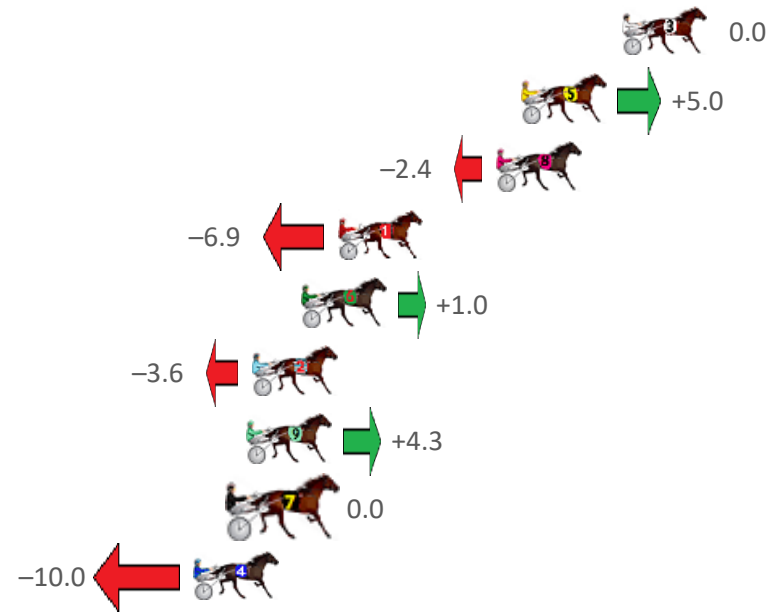
Gloucester Park Race 3 Distance 2536m

Friday, 25 August 2023

Gross Time: 3:07.20 MileRate: 1:58.80 LeadTime: 71.30s First Qtr: 29.90s Second Qtr: 29.70s Third Qtr: 27.60s Fourth Qtr: 28.70s

NoHorse	Plc	Mar	800 Posi	400 Posi	Time	3rd Qtr	4th Qtr
3 HILLVIEW BONDI	1	0.0m	0.0m (0)	0.0m (0)	3:07.20	27.60s	28.70s
5 GETN WIGGY WITHIT	2	4.0m	9.0m (0)	9.4m (0)	3:07.50	27.64s	28.34s
8 WHOS THE DAD	3	5.0m	2.6m (1)	2.6m (1)	3:07.58	27.60s	28.89s
1 BLUE BLAZER	4	11.3m	4.4m (0)	5.7m (0)	3:08.05	27.70s	29.15s
6 FRANCO WESTERN	5	12.7m	13.7m (0)	14.0m (0)	3:08.16	27.64s	28.68s
2 ONESMARTFELLA	6	14.7m	11.1m (1)	12.6m (1)	3:08.31	27.72s	28.93s
9 CLOUD NINE	7	14.9m	19.2m (1)	20.3m (1)	3:08.32	27.70s	28.40s
7 TROOPINGOFTHECO	8	15.2m	15.2m (1)	16.3m (1)	3:08.35	27.70s	28.70s
4 ROBBIE EASTON	9	17.0m	7.0m (1)	8.0m (1)	3:08.48	27.68s	29.42s

Finish Position and metres gained from 800m





PJ Harness Analyser

Sectional Analysis Software - Not just a formguide!

www.facebook.com/PJHarnessRacing



RISE Digital, Harness Racing Australia nor the provider accepts any responsibility for the completeness or accuracy of any of the information contained herein, and makes no representations about its suitability for any particular purpose. Users should make their own judgements about those matters and/or seek independent advice. You assume all risks associated with use of data provided on this page

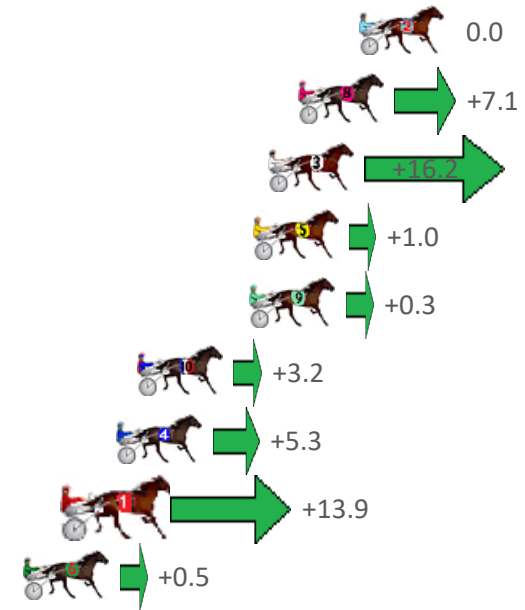
Gloucester Park Race 4 Distance 2536m

Friday, 25 August 2023

Gross Time: 3:06.20 MileRate: 1:58.10 LeadTime: 68.10s First Qtr: 30.90s Second Qtr: 31.40s Third Qtr: 28.10s Fourth Qtr: 27.70s

NoHorse	Plc	Mar	800 Posi	400 Posi	Time	3rd Qtr	4th Qtr
2 MIGHTY RONALDO	1	0.0m	0.0m (0)	0.0m (0)	3:06.20	28.10s	27.70s
8 PRINCE OF PLEASUR	2	2.4m	9.5m (1)	6.4m (1)	3:06.37	27.88s	27.43s
3 TENZING BROMAC	3	3.6m	19.8m (0)	14.5m (1)	3:06.46	27.72s	26.96s
5 PATRONUS STAR	4	4.2m	5.2m (1)	2.3m (1)	3:06.51	27.90s	27.84s
9 HIMSELF	5	4.3m	4.6m (0)	4.0m (0)	3:06.51	28.06s	27.73s
10 BLITZEMBYE	6	8.8m	12.0m (0)	8.1m (0)	3:06.84	27.82s	27.78s
4 WATCHING OUR COI	7	9.6m	14.9m (1)	10.1m (1)	3:06.90	27.76s	27.70s
1 GALACTIC STAR	8	11.3m	25.2m (0)	12.4m (0)	3:07.02	27.20s	27.66s
6 WILDWEST	9	13.3m	13.8m (2)	10.7m (2)	3:07.17	27.88s	27.93s

Finish Position and metres gained from 800m





PJ Harness Analyser

Sectional Analysis Software - Not just a formguide!

www.facebook.com/PJHarnessRacing



RISE Digital, Harness Racing Australia nor the provider accepts any responsibility for the completeness or accuracy of any of the information contained herein, and makes no representations about its suitability for any particular purpose. Users should make their own judgements about those matters and/or seek independent advice. You assume all risks associated with use of data provided on this page

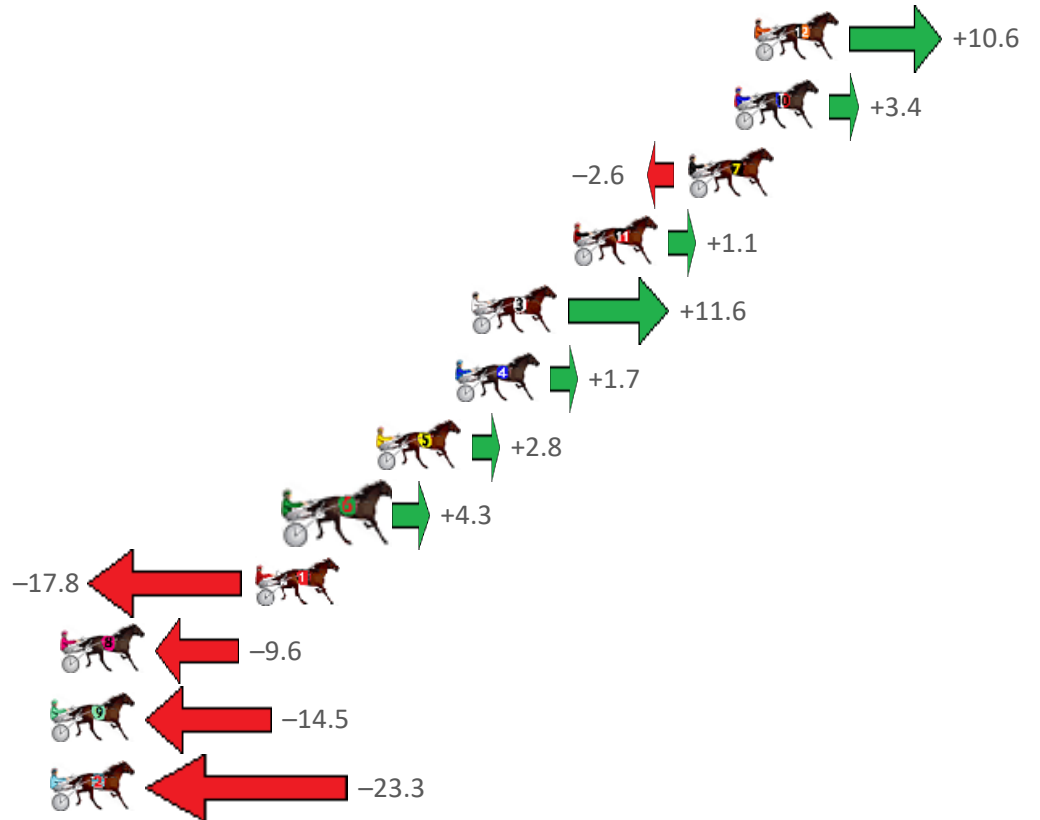
Gloucester Park Race 5 Distance 2130m

Friday, 25 August 2023

Gross Time: 2:34.70 MileRate: 1:56.90 LeadTime: 36.30s First Qtr: 30.80s Second Qtr: 30.20s Third Qtr: 29.00s Fourth Qtr: 28.40s

NoHorse	Plc	Mar	800 Posi	400 Posi	Time	3rd Qtr	4th Qtr
12 MENEMSHA	1	0.0m	10.6m (1)	12.4m (1)	2:34.70	29.12s	27.52s
10 GREVIS	2	0.8m	4.2m (0)	3.7m (0)	2:34.76	28.96s	28.20s
7 TEN TO THE DOZEN	3	2.6m	0.0m (0)	0.0m (0)	2:34.89	29.00s	28.59s
11 HEEZ A VIBE	4	7.2m	8.3m (0)	7.9m (0)	2:35.24	28.96s	28.38s
3 THELITTLE MASTER	5	11.2m	22.8m (1)	21.3m (1)	2:35.54	28.88s	27.71s
4 THENU CAME ALON	6	11.9m	13.6m (0)	12.1m (0)	2:35.59	28.88s	28.43s
5 GAITCRASHER	7	15.0m	17.8m (0)	16.0m (0)	2:35.82	28.86s	28.38s
6 GOLDEN LODDE	8	18.2m	22.5m (0)	21.0m (0)	2:36.06	28.88s	28.26s
1 WAVERIDER	9	19.8m	2.0m (1)	3.7m (1)	2:36.18	29.12s	29.62s
8 MANHATTAN MOON	10	27.6m	18.0m (1)	18.6m (2)	2:36.76	29.02s	29.14s
9 CORK CAN RUN	11	28.9m	14.4m (1)	16.6m (1)	2:36.86	29.14s	29.37s
2 FRANCO ENCORE	12	29.4m	6.1m (1)	8.7m (1)	2:36.89	29.18s	29.97s

Finish Position and metres gained from 800m





PJ Harness Analyser

Sectional Analysis Software - Not just a formguide!

www.facebook.com/PJHarnessRacing



RISE Digital, Harness Racing Australia nor the provider accepts any responsibility for the completeness or accuracy of any of the information contained herein, and makes no representations about its suitability for any particular purpose. Users should make their own judgements about those matters and/or seek independent advice. You assume all risks associated with use of data provided on this page

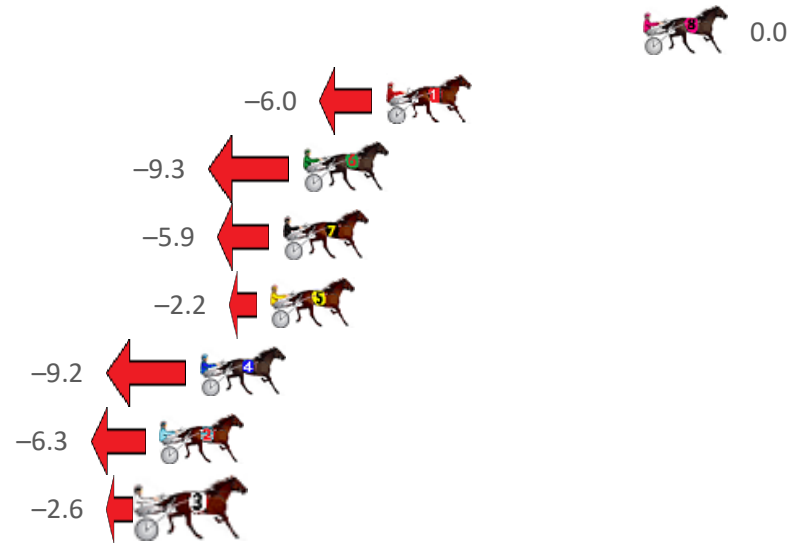
Gloucester Park Race 6 Distance 2130m

Friday, 25 August 2023

Gross Time: 2:35.90 MileRate: 1:57.80 LeadTime: 36.40s First Qtr: 31.80s Second Qtr: 31.70s Third Qtr: 28.70s Fourth Qtr: 27.30s

NoHorse	Plc	Mar	800 Posi	400 Posi	Time	3rd Qtr	4th Qtr
8 WONDERFUL TO FLY	1	0.0m	0.0m (0)	0.0m (0)	2:35.90	28.70s	27.30s
1 ROCKNROLL SASS	2	10.2m	4.2m (0)	4.0m (0)	2:36.63	28.68s	27.75s
6 MY PRAYER	3	13.5m	4.2m (1)	4.3m (1)	2:36.87	28.70s	27.97s
7 FIFTY FIVE REBORN	4	14.3m	8.4m (0)	8.1m (0)	2:36.93	28.66s	27.77s
5 AMERICAN ARMA	5	14.8m	12.6m (1)	12.7m (1)	2:36.96	28.68s	27.48s
4 MISSTIANO	6	17.6m	8.4m (1)	8.4m (1)	2:37.16	28.68s	27.98s
2 SPECIAL LADY	7	19.2m	12.9m (0)	12.1m (0)	2:37.28	28.62s	27.84s
3 MISS LAMARR	8	19.7m	17.1m (0)	17.0m (0)	2:37.32	28.66s	27.54s

Finish Position and metres gained from 800m





PJ Harness Analyser

Sectional Analysis Software - Not just a formguide!

www.facebook.com/PJHarnessRacing



RISE Digital, Harness Racing Australia nor the provider accepts any responsibility for the completeness or accuracy of any of the information contained herein, and makes no representations about its suitability for any particular purpose. Users should make their own judgements about those matters and/or seek independent advice. You assume all risks associated with use of data provided on this page

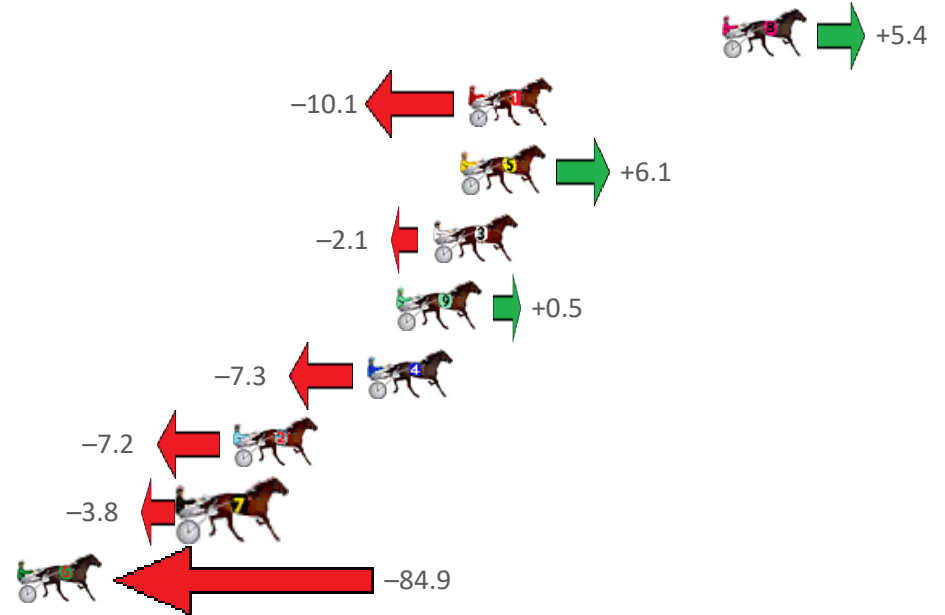
Gloucester Park Race 7 Distance 2503m

Friday, 25 August 2023

Gross Time: 3:08.10 MileRate: 2:00.50 LeadTime: 70.70s First Qtr: 31.30s Second Qtr: 28.90s Third Qtr: 28.30s Fourth Qtr: 28.90s

NoHorse	Plc	Mar	800 Posi	400 Posi	Time	3rd Qtr	4th Qtr
8 CHAL PATCH	1	0.0m	5.4m (1)	4.5m (1)	3:08.10	28.24s	28.58s
1 EXTRAORDINARY MA	2	10.1m	0.0m (0)	0.0m (0)	3:08.87	28.30s	29.67s
5 AMERICAN BULLITT	3	10.4m	16.5m (0)	17.2m (1)	3:08.89	28.36s	28.47s
3 DEEORSE	4	11.5m	9.4m (1)	9.0m (1)	3:08.97	28.28s	29.13s
9 MR FANTASTIC	5	12.9m	13.4m (1)	13.3m (1)	3:09.08	28.30s	28.94s
4 COOPER	6	14.1m	6.8m (0)	6.8m (0)	3:09.17	28.30s	29.49s
2 JILL MACH	7	19.4m	12.2m (0)	14.9m (0)	3:09.57	28.50s	29.31s
7 AWAITINGINSTRUCTI	8	21.2m	17.4m (1)	16.4m (2)	3:09.71	28.24s	29.34s
6 TARTAN ROBYN	9	108.8m	23.9m (0)	71.2m (0)	3:16.35	31.68s	32.09s

Finish Position and metres gained from 800m



PJ Harness Analyser

Sectional Analysis Software - Not just a formguide!

www.facebook.com/PJHarnessRacing

RISE Digital, Harness Racing Australia nor the provider accepts any responsibility for the completeness or accuracy of any of the information contained herein, and makes no representations about its suitability for any particular purpose. Users should make their own judgements about those matters and/or seek independent advice. You assume all risks associated with use of data provided on this page

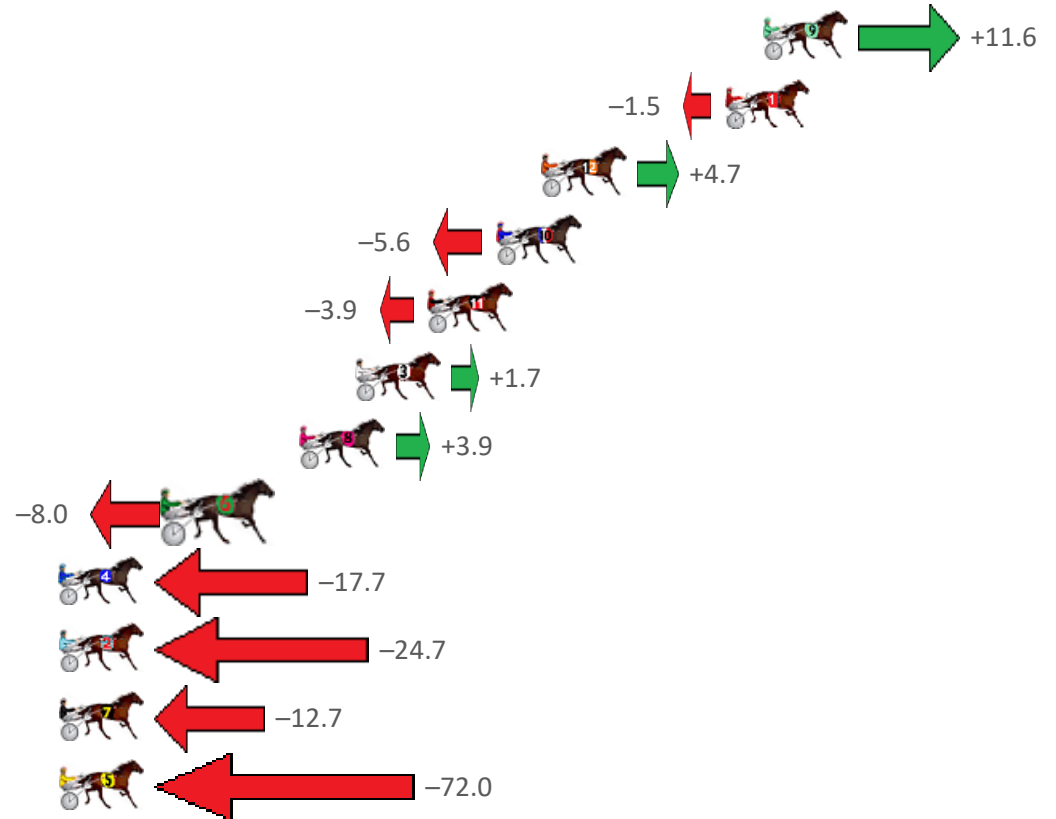
Gloucester Park Race 8 Distance 2130m

Friday, 25 August 2023

Gross Time: 2:35.20 MileRate: 1:57.30 LeadTime: 36.60s First Qtr: 30.00s Second Qtr: 30.60s Third Qtr: 29.20s Fourth Qtr: 28.80s

NoHorse	Plc	Mar	800 Posi	400 Posi	Time	3rd Qtr	4th Qtr
9 AUGUST MOON	1	0.0m	11.6m (2)	4.2m (1)	2:35.20	28.66s	28.50s
1 OUR SANDY SHORE	2	1.5m	0.0m (0)	0.0m (0)	2:35.31	29.20s	28.91s
12 POCKETFUL OF OPAL	3	8.8m	13.5m (0)	12.8m (0)	2:35.87	29.14s	28.55s
10 ALEXANDRA THEGRE	4	10.6m	5.0m (0)	5.3m (0)	2:36.00	29.22s	29.22s
11 LENI ROSE	5	13.3m	9.4m (0)	9.5m (1)	2:36.21	29.20s	29.12s
3 HAVING FUN	6	16.2m	17.9m (0)	18.6m (0)	2:36.42	29.24s	28.68s
8 BRULEE	7	18.4m	22.3m (0)	23.3m (0)	2:36.59	29.26s	28.51s
6 GLIDING STAR	8	23.4m	15.4m (1)	13.6m (1)	2:36.97	29.06s	29.59s
4 HUNT THE MAGIC	9	29.3m	11.6m (1)	22.8m (2)	2:37.41	30.00s	29.37s
2 MONTEGO	10	32.1m	7.4m (1)	18.6m (1)	2:37.63	30.00s	29.88s
7 FLAMETREE	11	32.3m	19.6m (1)	18.1m (2)	2:37.64	29.08s	29.94s
5 SWEET IVY	12	75.3m	3.3m (1)	24.5m (1)	2:40.89	30.72s	32.73s

Finish Position and metres gained from 800m



PJ Harness Analyser

Sectional Analysis Software - Not just a formguide!

www.facebook.com/PJHarnessRacing

RISE Digital, Harness Racing Australia nor the provider accepts any responsibility for the completeness or accuracy of any of the information contained herein, and makes no representations about its suitability for any particular purpose. Users should make their own judgements about those matters and/or seek independent advice. You assume all risks associated with use of data provided on this page

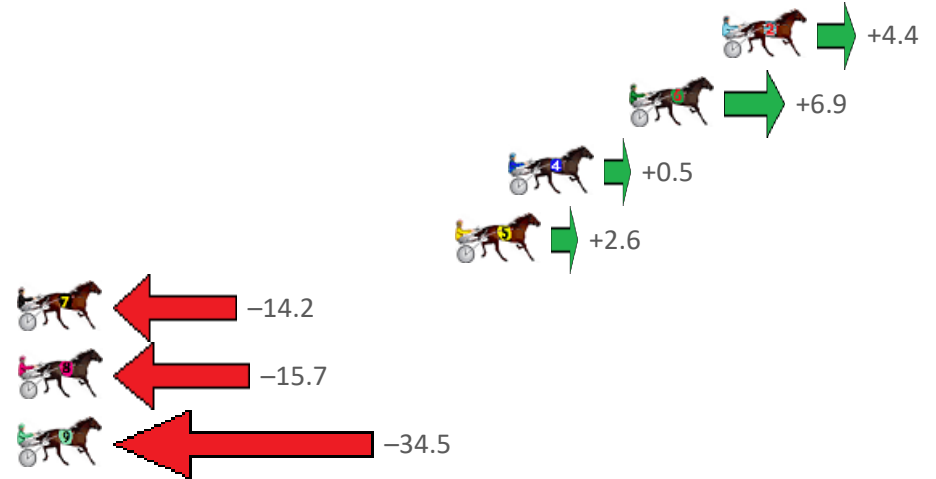
Gloucester Park Race 9 Distance 2130m

Friday, 25 August 2023

Gross Time: 2:36.80 MileRate: 1:58.50 LeadTime: 37.90s First Qtr: 30.80s Second Qtr: 30.40s Third Qtr: 29.30s Fourth Qtr: 28.40s

NoHorse	Plc	Mar	800 Posi	400 Posi	Time	3rd Qtr	4th Qtr
2 CARRERA MACH	1	0.0m	4.4m (0)	5.4m (0)	2:36.80	29.37s	28.02s
6 GEE SMITH	2	3.7m	10.6m (1)	10.0m (1)	2:37.08	29.25s	27.96s
4 FIVE BANGLES	3	8.5m	9.0m (0)	9.4m (0)	2:37.43	29.33s	28.34s
5 EUSTON FLYER	4	10.6m	13.2m (0)	13.4m (0)	2:37.59	29.31s	28.20s
7 MAJOR OVERS	5	29.8m	15.6m (1)	10.4m (2)	2:39.02	28.95s	29.77s
8 ALTA RHETT	6	35.1m	19.4m (1)	10.8m (3)	2:39.42	28.71s	30.12s
9 DISCO UNDER FIRE	7	36.9m	2.4m (1)	2.8m (1)	2:39.55	29.37s	30.81s

Finish Position and metres gained from 800m





PJ Harness Analyser

Sectional Analysis Software - Not just a formguide!

www.facebook.com/PJHarnessRacing



RISE Digital, Harness Racing Australia nor the provider accepts any responsibility for the completeness or accuracy of any of the information contained herein, and makes no representations about its suitability for any particular purpose. Users should make their own judgements about those matters and/or seek independent advice. You assume all risks associated with use of data provided on this page

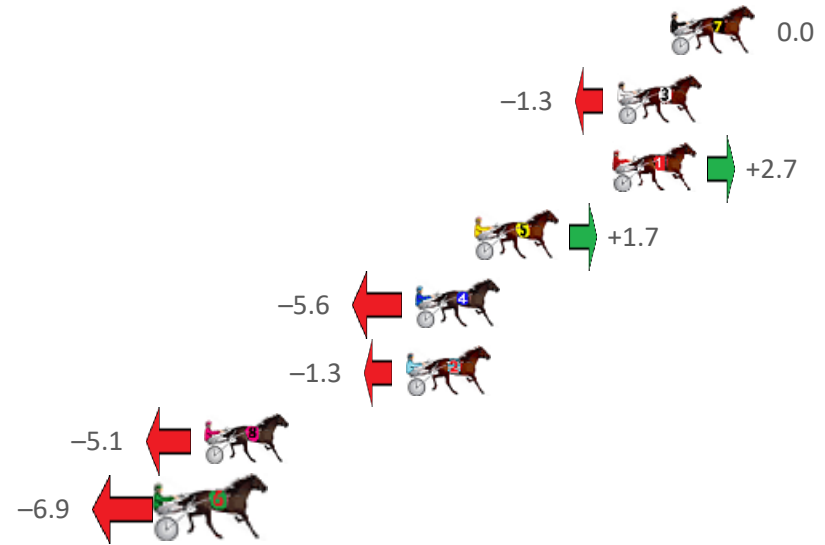
Gloucester Park Race 10 Distance 2536m

Friday, 25 August 2023

Gross Time: 3:15.80 MileRate: 2:04.20 LeadTime: 74.10s First Qtr: 33.20s Second Qtr: 32.20s Third Qtr: 28.80s Fourth Qtr: 27.50s

NoHorse	Plc	Mar	800 Posi	400 Posi	Time	3rd Qtr	4th Qtr
7 BEAT CITY	1	0.0m	0.0m (1)	0.9m (1)	3:15.80	28.86s	27.44s
3 REGAL CHEVAL	2	2.1m	0.8m (0)	0.0m (0)	3:15.95	28.74s	27.65s
1 SIMPLY SHAZ	3	2.3m	5.0m (0)	4.3m (0)	3:15.97	28.74s	27.37s
5 NAME IN LIGHTS	4	7.8m	9.5m (1)	9.5m (1)	3:16.36	28.78s	27.40s
4 HENWOOD BAY	5	10.1m	4.5m (1)	5.2m (1)	3:16.53	28.84s	27.87s
2 BROOKIES JET	6	10.5m	9.2m (0)	8.6m (0)	3:16.56	28.74s	27.66s
8 CROWDED REACTOR	7	18.5m	13.4m (1)	3.8m (2)	3:17.14	28.10s	28.57s
6 WALSH	8	20.0m	13.1m (0)	13.2m (0)	3:17.25	28.78s	28.03s

Finish Position and metres gained from 800m





PJ Harness Analyser

Sectional Analysis Software - Not just a formguide!

www.facebook.com/PJHarnessRacing



RISE Digital, Harness Racing Australia nor the provider accepts any responsibility for the completeness or accuracy of any of the information contained herein, and makes no representations about its suitability for any particular purpose. Users should make their own judgements about those matters and/or seek independent advice. You assume all risks associated with use of data provided on this page