


Gloucester Park Race 1 Distance 2130m

Tuesday, 29 August 2023

Gross Time: 2:34.40 MileRate: 1:56.70 LeadTime: 37.00s First Qtr: 30.40s Second Qtr: 30.60s Third Qtr: 28.80s Fourth Qtr: 27.60s

NoHorse	Plc	Mar	800 Posi	400 Posi	Time	3rd Qtr	4th Qtr
5 RUNNINGONEMPTY	1	0.0m	0.0m (0)	0.0m (0)	2:34.40	28.80s	27.60s
2 SOHO CONFIDENTIA	2	20.5m	4.2m (0)	5.7m (0)	2:35.89	28.90s	28.69s
7 JACKIE DANIELS	3	23.2m	14.0m (2)	5.8m (1)	2:36.08	28.20s	28.88s
6 HOTLY PURSUED	4	23.9m	12.3m (1)	22.9m (2)	2:36.14	29.52s	27.73s
10 FLASHING ARK	5	35.5m	13.7m (0)	26.0m (1)	2:36.98	29.64s	28.36s
8 SWEET DUNCAN	6	41.7m	17.9m (2)	18.6m (2)	2:37.43	28.82s	29.32s
3 FLYIN DISCO	7	43.2m	8.1m (1)	17.7m (1)	2:37.54	29.46s	29.49s
4 TORREVEAN PINKY	8	46.4m	18.2m (0)	27.7m (0)	2:37.77	29.44s	29.03s
1 FLYS AT NIGHT	9	57.7m	9.2m (0)	22.8m (0)	2:38.59	29.74s	30.19s
9 ROAD STAR	10	58.0m	3.4m (1)	12.9m (0)	2:38.61	29.46s	30.91s

Finish Position and metres gained from 800m





PJ Harness Analyser

Sectional Analysis Software - Not just a formguide!

www.facebook.com/PJHarnessRacing



RISE Digital, Harness Racing Australia nor the provider accepts any responsibility for the completeness or accuracy of any of the information contained herein, and makes no representations about its suitability for any particular purpose. Users should make their own judgements about those matters and/or seek independent advice. You assume all risks associated with use of data provided on this page

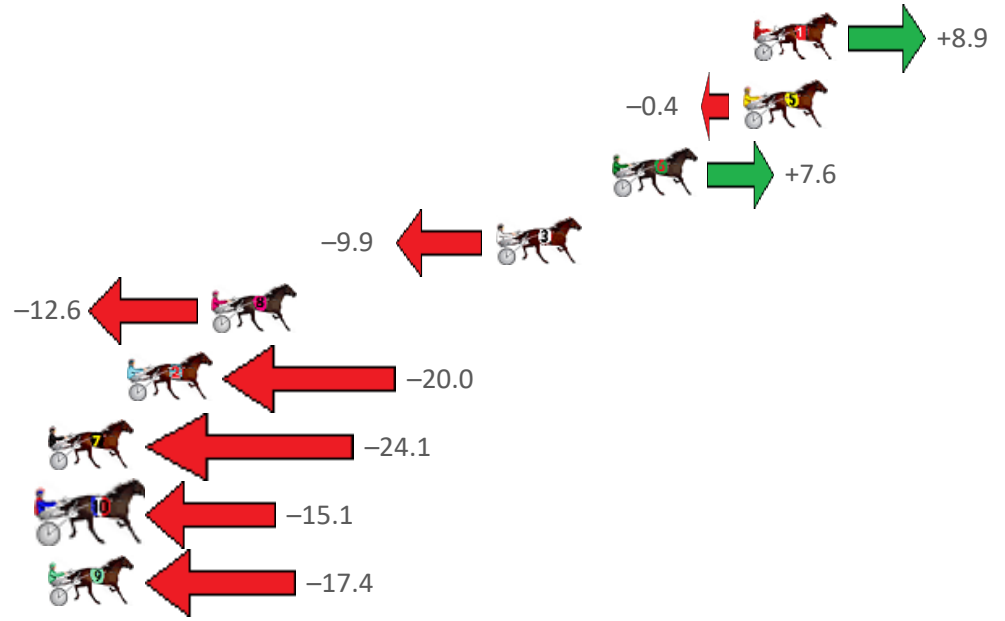
Gloucester Park Race 2 Distance 1730m

Tuesday, 29 August 2023

Gross Time: 2:05.80 MileRate: 1:57.00 LeadTime: 7.80s First Qtr: 29.20s Second Qtr: 30.40s Third Qtr: 29.80s Fourth Qtr: 28.60s

NoHorse	Plc	Mar	800 Posi	400 Posi	Time	3rd Qtr	4th Qtr
1 ELWADDELL	1	0.0m	8.9m (1)	1.1m (2)	2:05.80	29.22s	28.52s
5 MAJOR OVERS	2	0.4m	0.0m (1)	0.0m (1)	2:05.83	29.80s	28.63s
6 TORREVEAN AMY	3	5.6m	13.2m (1)	5.3m (2)	2:06.22	29.20s	28.64s
3 LOUIE LEBEAU	4	10.2m	0.3m (0)	2.7m (0)	2:06.57	29.98s	29.17s
8 OBSERVATION	5	21.5m	8.9m (0)	12.1m (1)	2:07.41	30.02s	29.33s
2 TIGER TOAST	6	24.9m	4.9m (0)	9.9m (0)	2:07.67	30.16s	29.75s
7 SONIC CHIP	7	28.7m	4.6m (1)	7.7m (1)	2:07.96	30.02s	30.20s
10 ZUEDE	8	30.0m	14.9m (0)	17.1m (0)	2:08.05	29.94s	29.62s
9 JOLTED CHARM	9	38.7m	21.3m (0)	22.0m (0)	2:08.71	29.82s	29.91s

Finish Position and metres gained from 800m





PJ Harness Analyser

Sectional Analysis Software - Not just a formguide!

www.facebook.com/PJHarnessRacing



RISE Digital, Harness Racing Australia nor the provider accepts any responsibility for the completeness or accuracy of any of the information contained herein, and makes no representations about its suitability for any particular purpose. Users should make their own judgements about those matters and/or seek independent advice. You assume all risks associated with use of data provided on this page

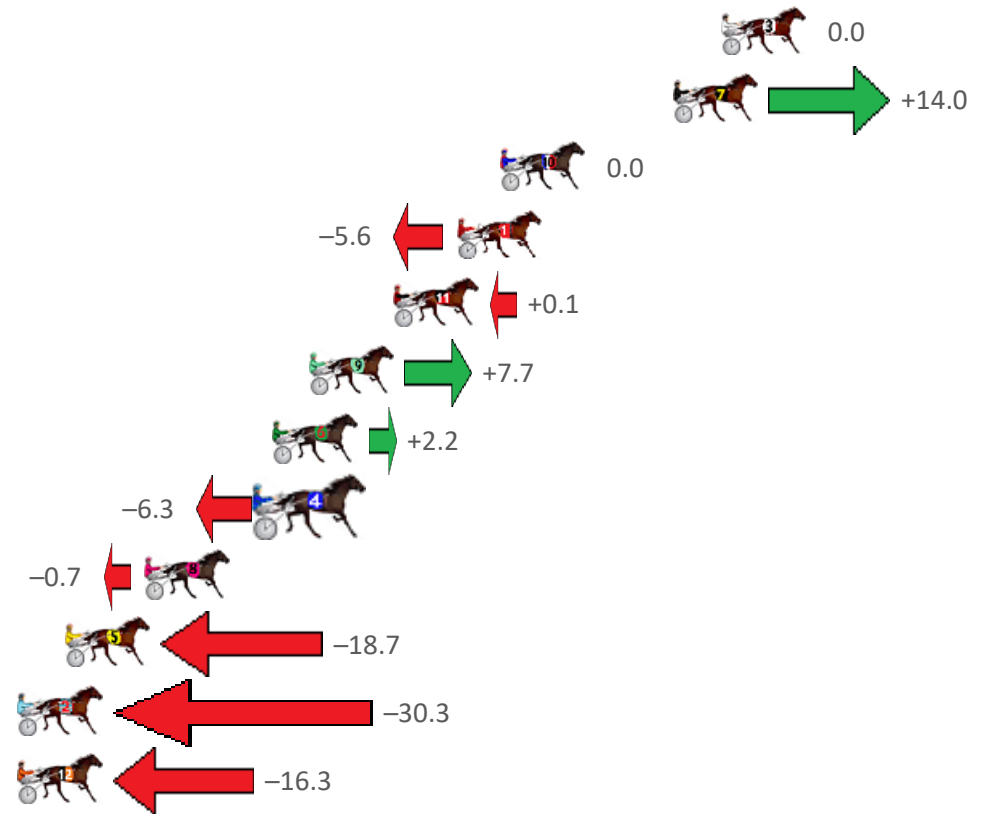
Gloucester Park Race 3 Distance 2130m

Tuesday, 29 August 2023

Gross Time: 2:38.50 MileRate: 1:59.80 LeadTime: 38.30s First Qtr: 31.80s Second Qtr: 30.70s Third Qtr: 29.40s Fourth Qtr: 28.30s

NoHorse	Plc	Mar	800 Posi	400 Posi	Time	3rd Qtr	4th Qtr
3 LET IT LINGA	1	0.0m	0.0m (0)	0.0m (0)	2:38.50	29.40s	28.30s
7 TOO BEE WATCHING	2	1.9m	15.9m (1)	9.5m (2)	2:38.64	28.92s	27.76s
10 UNLUCKY	3	8.8m	8.8m (0)	8.1m (0)	2:39.15	29.34s	28.37s
1 HOPE	4	10.5m	4.9m (0)	4.2m (0)	2:39.28	29.34s	28.78s
11 DYNAMITE DOLLY	5	13.0m	13.1m (0)	12.3m (0)	2:39.47	29.32s	28.39s
9 BLOCKJORG	6	16.4m	24.1m (1)	19.0m (1)	2:39.72	29.00s	28.16s
6 OUR STAR BILLING	7	17.8m	20.0m (1)	15.1m (1)	2:39.82	29.02s	28.54s
4 MADDY MADDY	8	18.1m	11.8m (1)	11.5m (1)	2:39.85	29.36s	28.82s
8 CARUBA	9	22.9m	22.2m (0)	17.1m (2)	2:40.20	29.00s	28.78s
5 WANEA	10	26.1m	7.4m (1)	7.3m (1)	2:40.44	29.38s	29.72s
2 FOXY ROSE	11	33.3m	3.0m (1)	3.7m (1)	2:40.98	29.44s	30.51s
12 RISKITFORDABISKIT	12	34.1m	17.8m (0)	16.7m (0)	2:41.04	29.30s	29.64s

Finish Position and metres gained from 800m



PJ Harness Analyser

Sectional Analysis Software - Not just a formguide!

www.facebook.com/PJHarnessRacing

RISE Digital, Harness Racing Australia nor the provider accepts any responsibility for the completeness or accuracy of any of the information contained herein, and makes no representations about its suitability for any particular purpose. Users should make their own judgements about those matters and/or seek independent advice. You assume all risks associated with use of data provided on this page

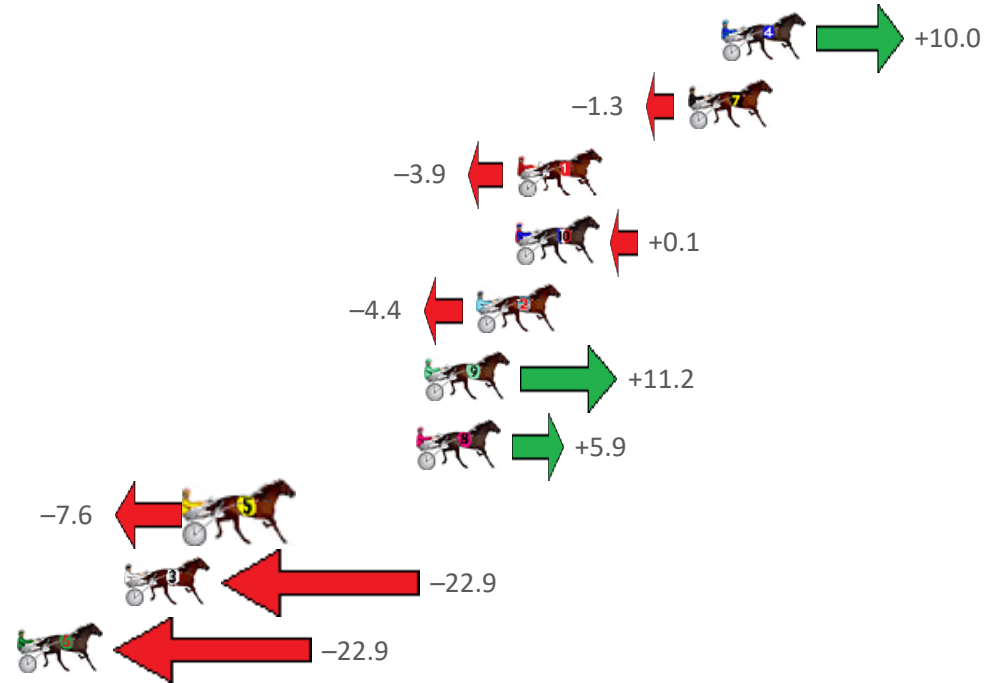
Gloucester Park Race 4 Distance 2130m

Tuesday, 29 August 2023

Gross Time: 2:39.10 MileRate: 2:00.20 LeadTime: 38.40s First Qtr: 31.90s Second Qtr: 31.40s Third Qtr: 29.10s Fourth Qtr: 28.30s

NoHorse	Plc	Mar	800 Posi	400 Posi	Time	3rd Qtr	4th Qtr
4 CALLMEWHATUWAN	1	0.0m	10.0m (1)	7.4m (2)	2:39.10	28.90s	27.78s
7 CHERRY ON THE CAK	2	1.3m	0.0m (0)	0.0m (0)	2:39.20	29.10s	28.40s
1 GALVINSTON JOHN	3	8.1m	4.2m (0)	4.2m (0)	2:39.70	29.10s	28.60s
10 PATH OF GOLD	4	8.2m	8.3m (0)	8.7m (0)	2:39.71	29.12s	28.29s
2 LOMBO MITCHINSO	5	9.7m	5.3m (1)	4.7m (1)	2:39.82	29.05s	28.69s
9 STRIKE MASTER	6	11.8m	23.0m (0)	18.8m (0)	2:39.98	28.78s	27.84s
8 GOV STARZZZ	7	12.1m	18.0m (0)	12.9m (0)	2:40.00	28.72s	28.28s
5 STARS OF GOLD	8	20.9m	13.3m (0)	14.9m (1)	2:40.65	29.20s	28.79s
3 CLASSNSMART	9	23.7m	0.8m (1)	8.4m (1)	2:40.86	29.64s	29.46s
6 SIR BELVEDERE	10	37.8m	14.9m (1)	16.9m (2)	2:41.91	29.22s	29.91s

Finish Position and metres gained from 800m





PJ Harness Analyser

Sectional Analysis Software - Not just a formguide!

www.facebook.com/PJHarnessRacing



RISE Digital, Harness Racing Australia nor the provider accepts any responsibility for the completeness or accuracy of any of the information contained herein, and makes no representations about its suitability for any particular purpose. Users should make their own judgements about those matters and/or seek independent advice. You assume all risks associated with use of data provided on this page

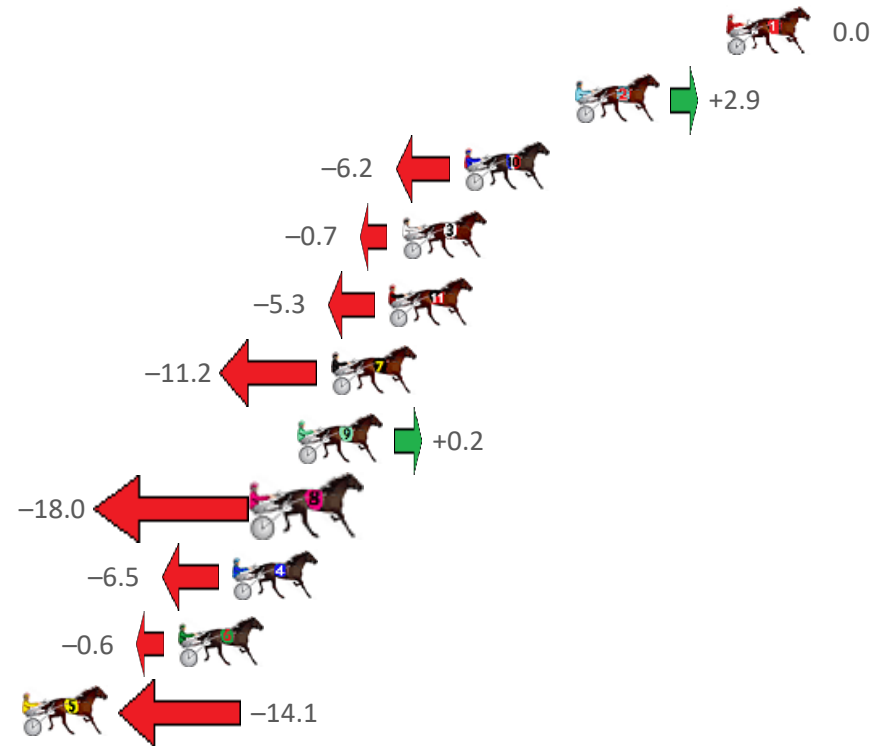
Gloucester Park Race 5 Distance 2536m

Tuesday, 29 August 2023

Gross Time: 3:11.30 MileRate: 2:01.40 LeadTime: 71.30s First Qtr: 31.50s Second Qtr: 30.90s Third Qtr: 28.80s Fourth Qtr: 28.80s

NoHorse	Plc	Mar	800 Posi	400 Posi	Time	3rd Qtr	4th Qtr
1 LUCAPELO	1	0.0m	0.0m (0)	0.0m (0)	3:11.30	28.80s	28.80s
2 KRAFTY	2	6.0m	8.9m (1)	4.2m (2)	3:11.75	28.46s	28.95s
10 JESSE ALLWOOD	3	10.4m	4.2m (0)	3.9m (0)	3:12.09	28.78s	29.31s
3 TRITTRITTBANGBAN	4	12.9m	12.2m (0)	12.0m (0)	3:12.28	28.79s	28.92s
11 APOLOGIZE	5	13.4m	8.1m (0)	8.1m (0)	3:12.31	28.80s	29.23s
7 ALLWOOD WIZARD	6	15.7m	4.5m (1)	6.4m (1)	3:12.49	28.93s	29.53s
9 ACOLTNAME DSU	7	17.0m	17.2m (1)	15.1m (2)	3:12.59	28.65s	29.00s
8 ALFREDI	8	18.4m	0.4m (1)	2.0m (1)	3:12.69	28.91s	30.05s
4 BELONERO	9	19.6m	13.1m (1)	11.2m (1)	3:12.78	28.66s	29.48s
6 CRACKA TINNY	10	21.8m	21.2m (0)	18.9m (1)	3:12.95	28.63s	29.10s
5 ROLLING COMMAND	11	31.1m	17.0m (0)	17.9m (0)	3:13.65	28.86s	29.87s

Finish Position and metres gained from 800m





PJ Harness Analyser

Sectional Analysis Software - Not just a formguide!

www.facebook.com/PJHarnessRacing



RISE Digital, Harness Racing Australia nor the provider accepts any responsibility for the completeness or accuracy of any of the information contained herein, and makes no representations about its suitability for any particular purpose. Users should make their own judgements about those matters and/or seek independent advice. You assume all risks associated with use of data provided on this page

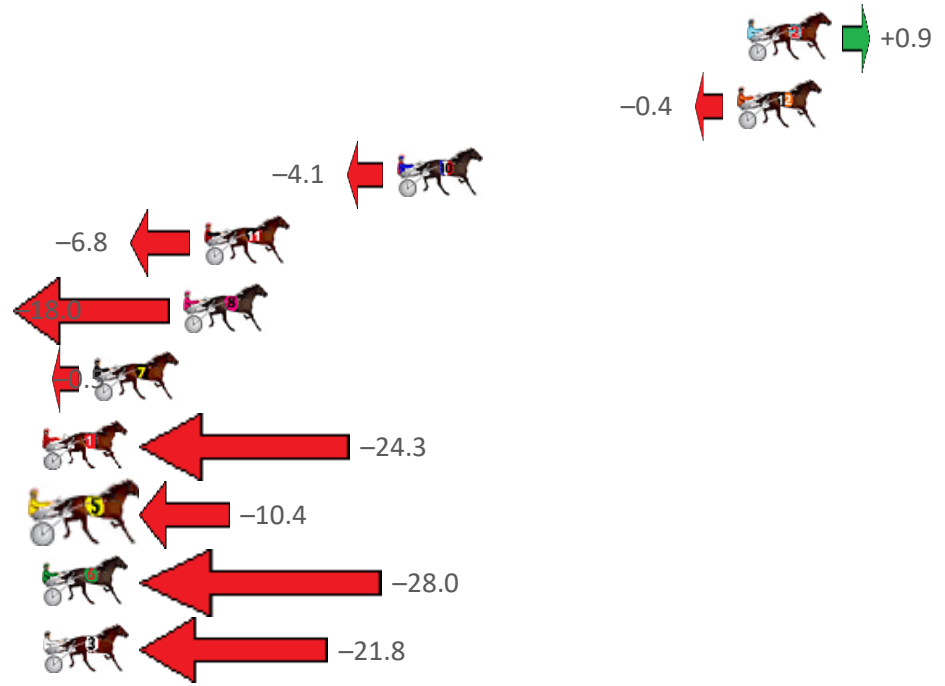
Gloucester Park Race 6 Distance 2130m

Tuesday, 29 August 2023

Gross Time: 2:34.70 MileRate: 1:56.90 LeadTime: 38.20s First Qtr: 30.80s Second Qtr: 29.20s Third Qtr: 27.80s Fourth Qtr: 28.70s

NoHorse	Plc	Mar	800 Posi	400 Posi	Time	3rd Qtr	4th Qtr
2 BEAT CITY	1	0.0m	0.9m (0)	0.0m (0)	2:34.70	27.74s	28.70s
12 STREET HAWK	2	0.4m	0.0m (1)	0.0m (1)	2:34.73	27.80s	28.73s
10 DISCO UNDER FIRE	3	13.9m	9.8m (0)	18.3m (1)	2:35.75	28.40s	28.47s
11 MAKE IT HAPPEN	4	21.6m	14.8m (0)	20.5m (0)	2:36.33	28.22s	28.89s
8 LITTLE BITOF FUN	5	22.4m	4.4m (1)	14.0m (1)	2:36.39	28.48s	29.41s
7 SHEHADI	6	26.0m	25.5m (0)	29.6m (0)	2:36.66	28.12s	28.58s
1 BROOKIES JET	7	30.1m	5.8m (0)	15.1m (0)	2:36.97	28.46s	29.91s
5 EUSTON FLYER	8	30.7m	20.3m (0)	25.4m (0)	2:37.01	28.18s	29.23s
6 WALSH	9	37.6m	9.6m (1)	24.8m (1)	2:37.53	28.88s	29.79s
3 CAVALRY CALL	10	41.5m	19.7m (1)	32.8m (1)	2:37.83	28.74s	29.52s

Finish Position and metres gained from 800m





PJ Harness Analyser

Sectional Analysis Software - Not just a formguide!

www.facebook.com/PJHarnessRacing



RISE Digital, Harness Racing Australia nor the provider accepts any responsibility for the completeness or accuracy of any of the information contained herein, and makes no representations about its suitability for any particular purpose. Users should make their own judgements about those matters and/or seek independent advice. You assume all risks associated with use of data provided on this page

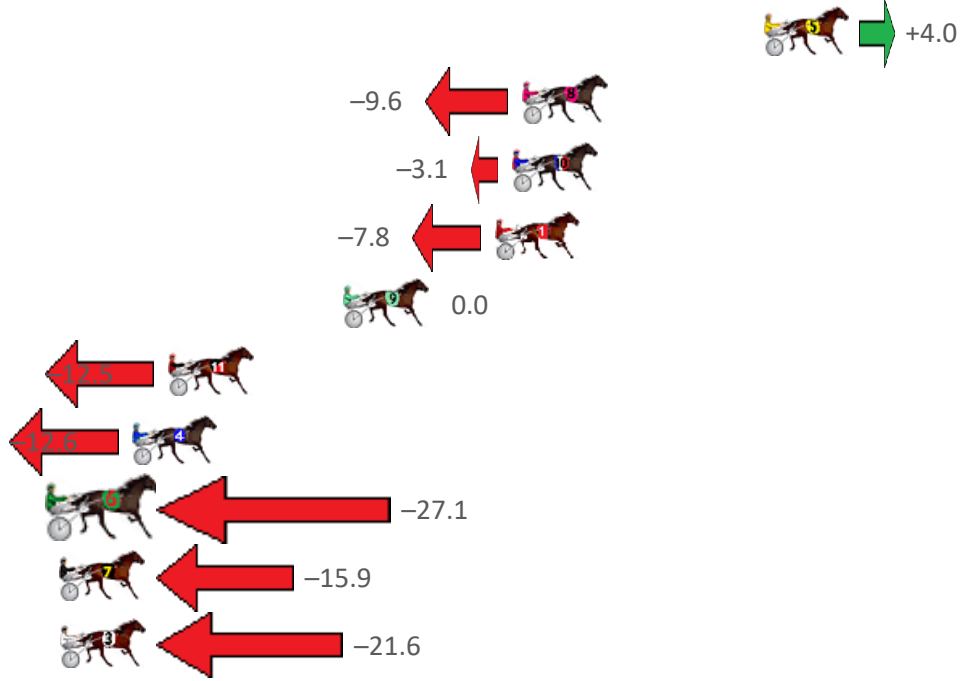
Gloucester Park Race 7 Distance 2536m

Tuesday, 29 August 2023

Gross Time: 3:18.00 MileRate: 2:05.70 LeadTime: 75.10s First Qtr: 33.20s Second Qtr: 31.60s Third Qtr: 30.30s Fourth Qtr: 27.80s

NoHorse	Plc	Mar	800 Posi	400 Posi	Time	3rd Qtr	4th Qtr
5 SOHO GIGOLO	1	0.0m	4.0m (1)	0.0m (1)	3:18.00	30.00s	27.80s
8 PRIDDAH	2	9.6m	0.0m (1)	2.3m (0)	3:18.70	30.46s	28.34s
10 FEELING ACES	3	10.0m	6.9m (0)	10.3m (1)	3:18.73	30.52s	27.79s
1 MY MASTER OF DISG	4	10.7m	2.9m (0)	10.2m (0)	3:18.78	30.82s	27.84s
9 SHOOT THROUGH	5	16.7m	16.7m (1)	24.4m (2)	3:19.22	30.80s	27.26s
11 MANDOZA	6	23.7m	11.2m (0)	16.0m (0)	3:19.73	30.62s	28.37s
4 THE PARTY BOY	7	25.1m	12.5m (1)	20.5m (1)	3:19.84	30.84s	28.16s
6 FIREPLAY	8	35.6m	8.5m (1)	28.3m (3)	3:20.60	31.70s	28.36s
7 HI TOMMY	9	35.8m	19.9m (0)	32.4m (0)	3:20.62	31.14s	28.08s
3 TEPELO STAR	10	37.3m	15.7m (0)	26.6m (0)	3:20.73	31.04s	28.61s

Finish Position and metres gained from 800m





PJ Harness Analyser

Sectional Analysis Software - Not just a formguide!

www.facebook.com/PJHarnessRacing



RISE Digital, Harness Racing Australia nor the provider accepts any responsibility for the completeness or accuracy of any of the information contained herein, and makes no representations about its suitability for any particular purpose. Users should make their own judgements about those matters and/or seek independent advice. You assume all risks associated with use of data provided on this page


Gloucester Park Race 8 Distance 2130m

Tuesday, 29 August 2023

Gross Time: 2:37.90 MileRate: 1:59.30 LeadTime: 38.50s First Qtr: 32.00s Second Qtr: 28.90s Third Qtr: 29.00s Fourth Qtr: 29.50s

NoHorse	Plc	Mar	800 Posi	400 Posi	Time	3rd Qtr	4th Qtr
7 MIKI DIAMONDS	1	0.0m	6.4m (1)	1.1m (1)	2:37.90	28.62s	29.42s
3 AMERICAN DUTCHES	2	22.6m	12.0m (1)	7.5m (1)	2:39.65	28.68s	30.71s
4 SAVE THIS DANCE	3	26.0m	12.5m (0)	11.2m (1)	2:39.91	28.91s	30.70s
8 GHOSTWRITER	4	29.7m	0.0m (0)	0.0m (0)	2:40.20	29.00s	31.80s
6 CARMELA DOMENIC	5	30.1m	17.0m (0)	14.6m (0)	2:40.23	28.84s	30.77s
2 TORREVEAN VELOCE	6	32.5m	8.6m (0)	7.2m (0)	2:40.41	28.90s	31.49s
5 TAKETHECANNOLI	7	47.3m	16.7m (1)	8.9m (2)	2:41.56	28.44s	32.51s
1 LUCKSAFORTUNE	8	73.5m	4.2m (0)	20.6m (0)	2:43.58	30.20s	33.68s

Finish Position and metres gained from 800m





PJ Harness Analyser

Sectional Analysis Software - Not just a formguide!

www.facebook.com/PJHarnessRacing



RISE Digital, Harness Racing Australia nor the provider accepts any responsibility for the completeness or accuracy of any of the information contained herein, and makes no representations about its suitability for any particular purpose. Users should make their own judgements about those matters and/or seek independent advice. You assume all risks associated with use of data provided on this page