

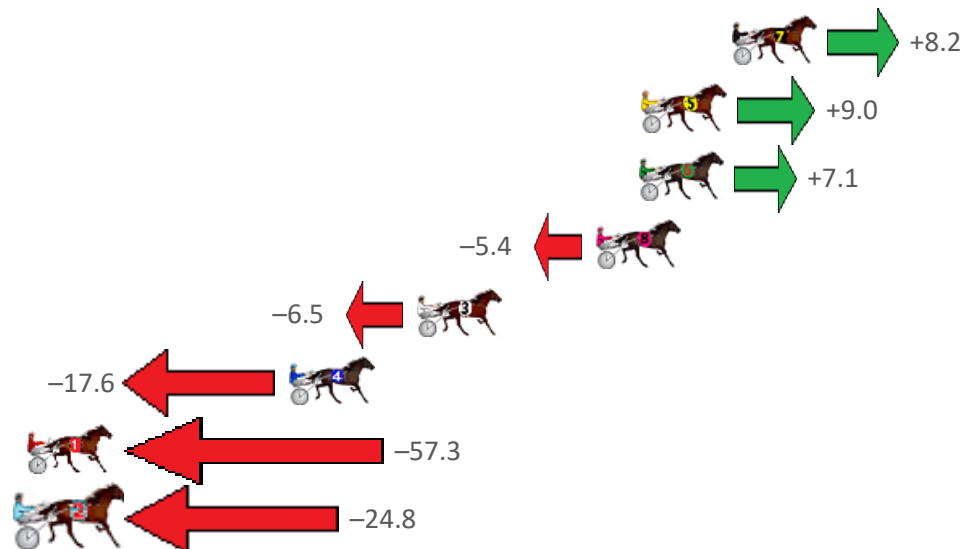
# Northam Race 1 Distance 2190m

Saturday, 19 August 2023

Gross Time: 2:46.30 MileRate: 2:02.20 LeadTime: 44.20s First Qtr: 30.20s Second Qtr: 30.70s Third Qtr: 31.20s Fourth Qtr: 30.00s

NoHorse	Plc	Mar	800 Posi	400 Posi	Time	3rd Qtr	4th Qtr
7 CARMELA DOMENIC	1	0.0m	8.2m (0)	10.2m (0)	2:46.30	31.34s	29.24s
5 THIS TIME JACKO	2	3.6m	12.6m (0)	14.4m (0)	2:46.58	31.32s	29.19s
6 STAR OF KAOS	3	3.7m	10.8m (1)	8.4m (2)	2:46.59	31.01s	29.65s
8 GET THE BOOTH	4	5.4m	0.0m (1)	1.4m (1)	2:46.72	31.31s	30.30s
3 WHOZ THIS	5	12.5m	6.0m (1)	6.4m (1)	2:47.28	31.24s	30.45s
4 BARDAN KID	6	17.6m	0.0m (0)	0.0m (0)	2:47.68	31.23s	31.31s
1 SEVEN MILLION MO	7	61.3m	4.0m (0)	5.8m (0)	2:51.12	31.42s	34.14s
2 CHRISTOPHANO	8	62.8m	38.0m (0)	50.0m (0)	2:51.23	32.13s	30.95s

## Finish Position and metres gained from 800m



# PJ Harness Analyser

Sectional Analysis Software – Not just a formguide!

[www.facebook.com/PJHarnessRacing](http://www.facebook.com/PJHarnessRacing)



RISE Digital, Harness Racing Australia nor the provider accepts any responsibility for the completeness or accuracy of any of the information contained herein, and makes no representations about its suitability for any particular purpose. Users should make their own judgements about those matters and/or seek independent advice. You assume all risks associated with use of data provided on this page

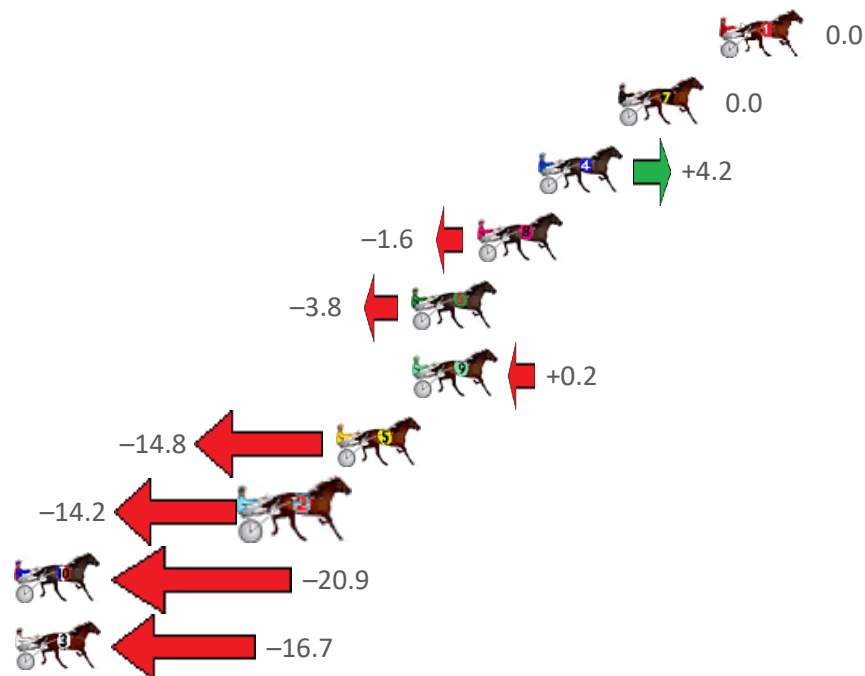
# Northam Race 2 Distance 1780m

Saturday, 19 August 2023

Gross Time: 2:11.30 MileRate: 1:58.70 LeadTime: 13.00s First Qtr: 29.50s Second Qtr: 29.70s Third Qtr: 29.60s Fourth Qtr: 29.50s

NoHorse	Plc	Mar	800 Posi	400 Posi	Time	3rd Qtr	4th Qtr
1 SPINNER OF YARNS	1	0.0m	0.0m (0)	0.0m (0)	2:11.30	29.60s	29.50s
7 OUR SURROGATE	2	4.0m	4.0m (0)	4.4m (0)	2:11.61	29.63s	29.47s
4 STRIKE MASTER	3	7.2m	11.4m (2)	1.8m (2)	2:11.86	28.90s	29.90s
8 MIRACLE MARY	4	9.6m	8.0m (0)	10.0m (0)	2:12.04	29.75s	29.47s
6 BATAVIA STREAMLIN	5	12.2m	8.4m (1)	6.2m (2)	2:12.24	29.44s	29.94s
9 ABSOLUTE DELIGHT	5	12.2m	12.4m (0)	14.2m (0)	2:12.24	29.73s	29.35s
5 TRINITY BROMAC	7	15.2m	0.4m (1)	4.6m (1)	2:12.48	29.91s	30.28s
2 THE PARTY BOY	8	18.6m	4.4m (1)	9.8m (1)	2:12.74	30.00s	30.15s
10 THATS SO FETCH	9	34.9m	14.0m (1)	16.8m (1)	2:14.00	29.81s	30.83s
3 DUSTYROADS	10	42.7m	26.0m (0)	34.0m (0)	2:14.60	30.19s	30.14s

## Finish Position and metres gained from 800m



# PJ Harness Analyser

Sectional Analysis Software - Not just a formguide!

[www.facebook.com/PJHarnessRacing](https://www.facebook.com/PJHarnessRacing)



RISE Digital, Harness Racing Australia nor the provider accepts any responsibility for the completeness or accuracy of any of the information contained herein, and makes no representations about its suitability for any particular purpose. Users should make their own judgements about those matters and/or seek independent advice. You assume all risks associated with use of data provided on this page

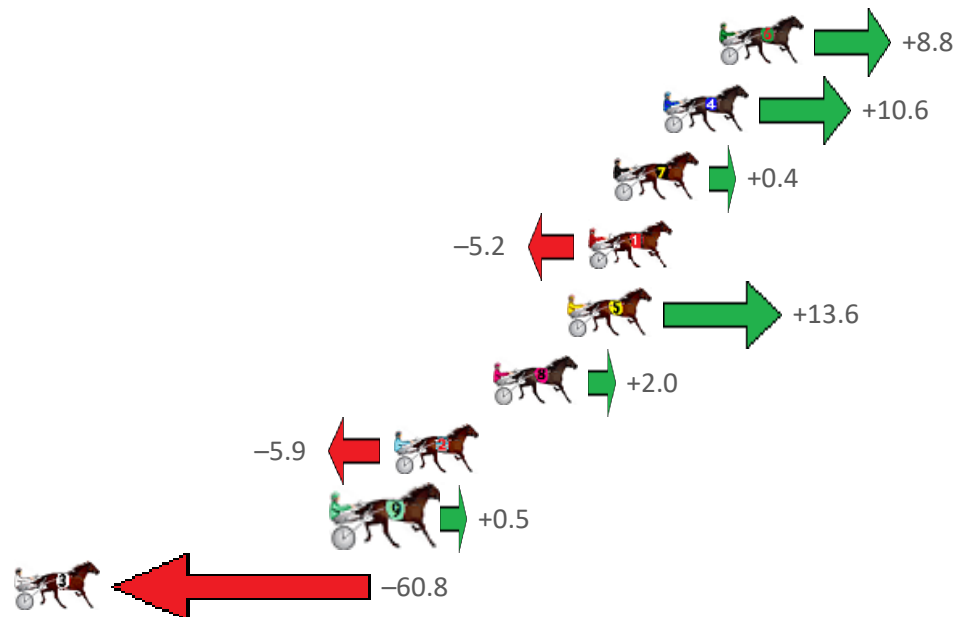
# Northam Race 3 Distance 2190m

Saturday, 19 August 2023

Gross Time: 2:45.10 MileRate: 2:01.40 LeadTime: 45.00s First Qtr: 30.40s Second Qtr: 30.70s Third Qtr: 29.10s Fourth Qtr: 29.90s

NoHorse	Plc	Mar	800 Posi	400 Posi	Time	3rd Qtr	4th Qtr
6 OBSERVATION	1	0.0m	8.8m (0)	9.2m (0)	2:45.10	29.14s	29.22s
4 AMERICAN DUTCHES	2	2.2m	12.8m (0)	13.4m (0)	2:45.27	29.16s	29.07s
7 DEE JAYS BIG BOY	3	4.2m	4.6m (0)	5.0m (0)	2:45.43	29.13s	29.84s
1 LUCKSAFORTUNE	4	5.2m	0.0m (0)	0.0m (0)	2:45.51	29.09s	30.29s
5 TAKETHECANNOLI	5	6.0m	19.6m (1)	19.4m (0)	2:45.57	29.10s	28.90s
8 HOOAH	6	9.0m	11.0m (1)	17.0m (1)	2:45.80	29.55s	29.31s
2 TORREVEAN VELOCE	7	12.9m	7.0m (1)	11.6m (2)	2:46.11	29.44s	30.00s
9 GHOSTWRITER	8	14.9m	15.4m (1)	16.0m (2)	2:46.27	29.15s	29.82s
3 IDEALICIOUS	9	63.2m	2.4m (1)	12.4m (1)	2:50.05	29.78s	33.68s

## Finish Position and metres gained from 800m



# PJ Harness Analyser

Sectional Analysis Software – Not just a formguide!

[www.facebook.com/PJHarnessRacing](http://www.facebook.com/PJHarnessRacing)



RISE Digital, Harness Racing Australia nor the provider accepts any responsibility for the completeness or accuracy of any of the information contained herein, and makes no representations about its suitability for any particular purpose. Users should make their own judgements about those matters and/or seek independent advice. You assume all risks associated with use of data provided on this page

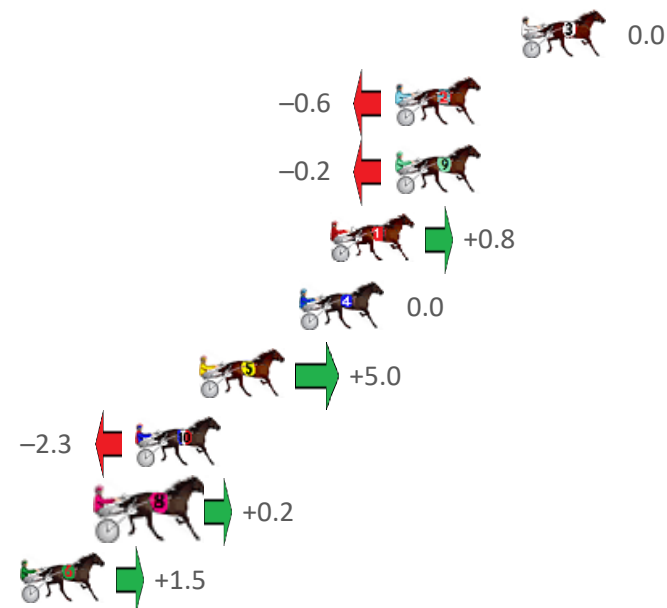
# Northam Race 4 Distance 1780m

Saturday, 19 August 2023

Gross Time: 2:13.50 MileRate: 2:00.70 LeadTime: 13.20s First Qtr: 31.50s Second Qtr: 31.10s Third Qtr: 29.30s Fourth Qtr: 28.40s

NoHorse	Plc	Mar	800 Posi	400 Posi	Time	3rd Qtr	4th Qtr
3 LOMBO MITCHINSO	1	0.0m	0.0m (0)	0.0m (0)	2:13.50	29.30s	28.40s
2 LILLY LAGUNA	2	5.0m	4.4m (0)	4.8m (0)	2:13.87	29.33s	28.41s
9 PINK PARADE	3	5.0m	4.8m (1)	1.2m (1)	2:13.87	29.05s	28.67s
1 LOUIE LEBEAU	4	7.6m	8.4m (0)	8.8m (0)	2:14.07	29.33s	28.32s
4 BATAVIA STORM	5	8.8m	8.8m (1)	5.4m (1)	2:14.16	29.06s	28.64s
5 BOSTON ROB	6	12.8m	17.8m (1)	15.0m (1)	2:14.45	29.10s	28.24s
10 NAVAJO TRAILBLAZE	7	15.3m	13.0m (1)	9.4m (1)	2:14.64	29.05s	28.82s
8 HILO LOUISA	8	16.4m	16.6m (0)	17.6m (0)	2:14.72	29.37s	28.32s
6 WHERESTHETOWRO	9	19.9m	21.4m (0)	23.0m (0)	2:14.98	29.41s	28.18s

## Finish Position and metres gained from 800m



# PJ Harness Analyser

Sectional Analysis Software – Not just a formguide!

[www.facebook.com/PJHarnessRacing](https://www.facebook.com/PJHarnessRacing)



RISE Digital, Harness Racing Australia nor the provider accepts any responsibility for the completeness or accuracy of any of the information contained herein, and makes no representations about its suitability for any particular purpose. Users should make their own judgements about those matters and/or seek independent advice. You assume all risks associated with use of data provided on this page

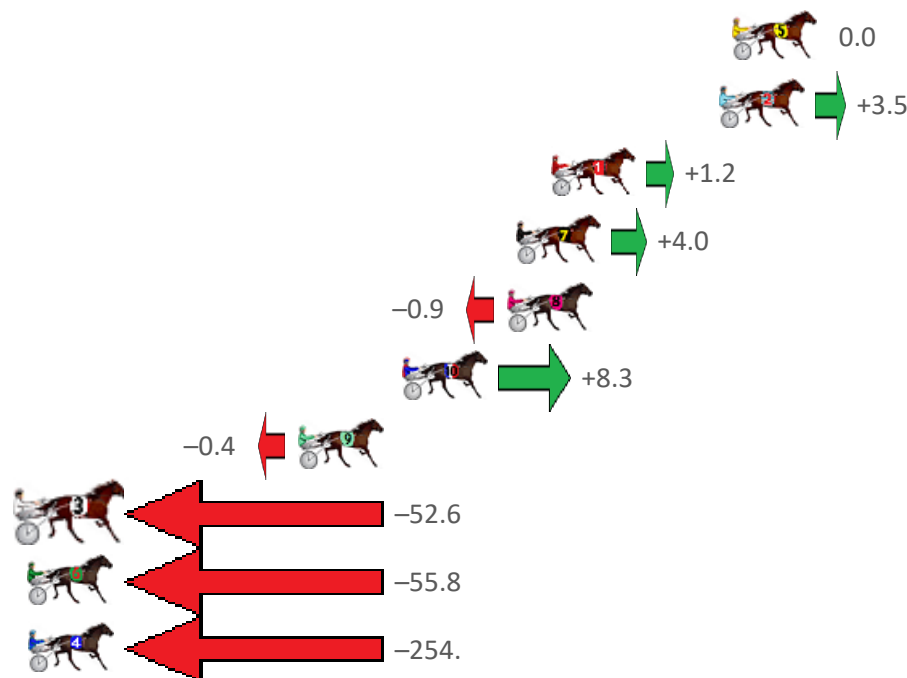
# Northam Race 5 Distance 2190m

Saturday, 19 August 2023

Gross Time: 2:42.50 MileRate: 1:59.40 LeadTime: 43.90s First Qtr: 30.00s Second Qtr: 30.40s Third Qtr: 29.70s Fourth Qtr: 28.50s

NoHorse	Plc	Mar	800 Posi	400 Posi	Time	3rd Qtr	4th Qtr
5 DAME VALOUR	1	0.0m	0.0m (0)	0.0m (0)	2:42.50	29.70s	28.50s
2 TORREVEAN AMY	2	0.5m	4.0m (0)	4.0m (0)	2:42.54	29.69s	28.25s
1 ROSIES LAST ATTACK	3	7.2m	8.4m (0)	8.2m (0)	2:43.04	29.68s	28.43s
7 JOLTED CHARM	4	8.6m	12.6m (0)	7.6m (1)	2:43.14	29.34s	28.57s
8 DAZZLING JEWEL	5	8.9m	8.0m (2)	3.6m (1)	2:43.17	29.39s	28.88s
10 STARS OF GOLD	6	13.1m	21.4m (0)	16.4m (0)	2:43.48	29.33s	28.27s
9 HOPE	7	17.2m	16.8m (0)	12.0m (1)	2:43.79	29.36s	28.87s
3 TIGER TOAST	8	64.6m	12.0m (1)	19.0m (1)	2:47.34	30.27s	31.73s
6 FOXY ROSE	9	72.6m	16.8m (1)	23.6m (0)	2:47.93	30.27s	31.97s
4 BILLY TO THE MAX	10	261.9m	7.8m (1)	80.0m (0)	3:02.10	35.19s	41.39s

## Finish Position and metres gained from 800m



**PJ Harness Analyser**  
Sectional Analysis Software – Not just a formguide!

[www.facebook.com/PJHarnessRacing](https://www.facebook.com/PJHarnessRacing)



RISE Digital, Harness Racing Australia nor the provider accepts any responsibility for the completeness or accuracy of any of the information contained herein, and makes no representations about its suitability for any particular purpose. Users should make their own judgements about those matters and/or seek independent advice. You assume all risks associated with use of data provided on this page

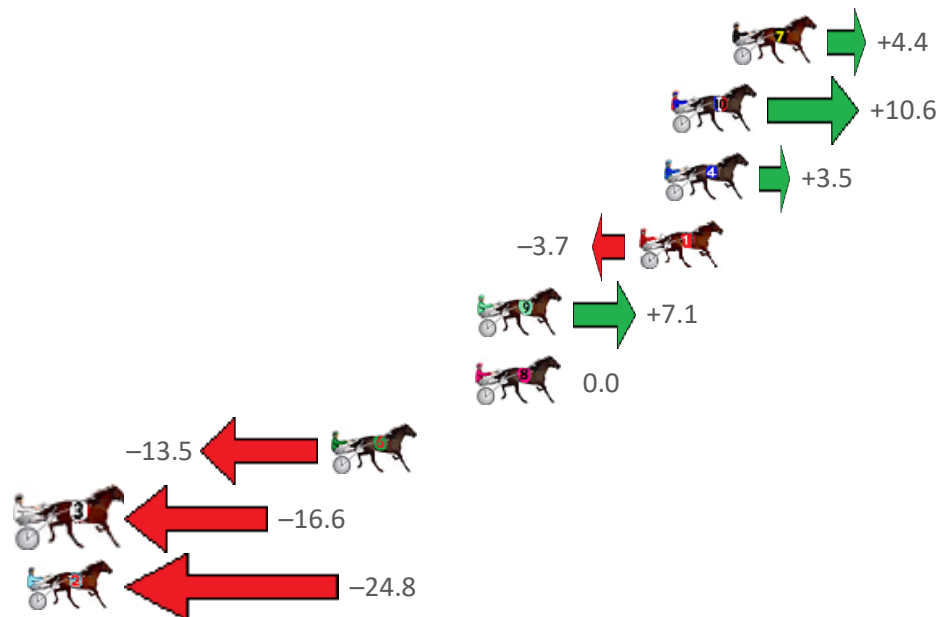
# Northam Race 6 Distance 2620m

Saturday, 19 August 2023

Gross Time: 3:16.90 MileRate: 2:00.90 LeadTime: 77.80s First Qtr: 29.70s Second Qtr: 30.60s Third Qtr: 29.10s Fourth Qtr: 29.70s

NoHorse	Plc	Mar	800 Posi	400 Posi	Time	3rd Qtr	4th Qtr
7 HEZ A CHANCE	1	0.0m	4.4m (0)	4.4m (0)	3:16.90	29.10s	29.38s
10 BELLS FOOL	2	2.4m	13.0m (0)	15.0m (0)	3:17.09	29.26s	28.77s
4 GEE SMITH	3	2.7m	6.2m (1)	8.0m (1)	3:17.11	29.24s	29.31s
1 MISTA EDITORIAL	4	3.7m	0.0m (0)	0.0m (0)	3:17.19	29.10s	29.97s
9 UNDER THE ALTA	5	10.1m	17.2m (0)	19.6m (0)	3:17.69	29.28s	29.00s
8 TUX AND TAILS	6	10.2m	10.2m (1)	12.0m (1)	3:17.69	29.23s	29.57s
6 JOHNNY LOMBO	7	15.9m	2.4m (1)	4.0m (1)	3:18.14	29.21s	30.58s
3 GORDON	8	28.2m	11.6m (2)	12.4m (2)	3:19.09	29.15s	30.87s
2 MAJOR ARTIST	9	33.2m	8.4m (0)	9.6m (0)	3:19.48	29.17s	31.44s

## Finish Position and metres gained from 800m



# PJ Harness Analyser

Sectional Analysis Software – Not just a formguide!

[www.facebook.com/PJHarnessRacing](http://www.facebook.com/PJHarnessRacing)



RISE Digital, Harness Racing Australia nor the provider accepts any responsibility for the completeness or accuracy of any of the information contained herein, and makes no representations about its suitability for any particular purpose. Users should make their own judgements about those matters and/or seek independent advice. You assume all risks associated with use of data provided on this page

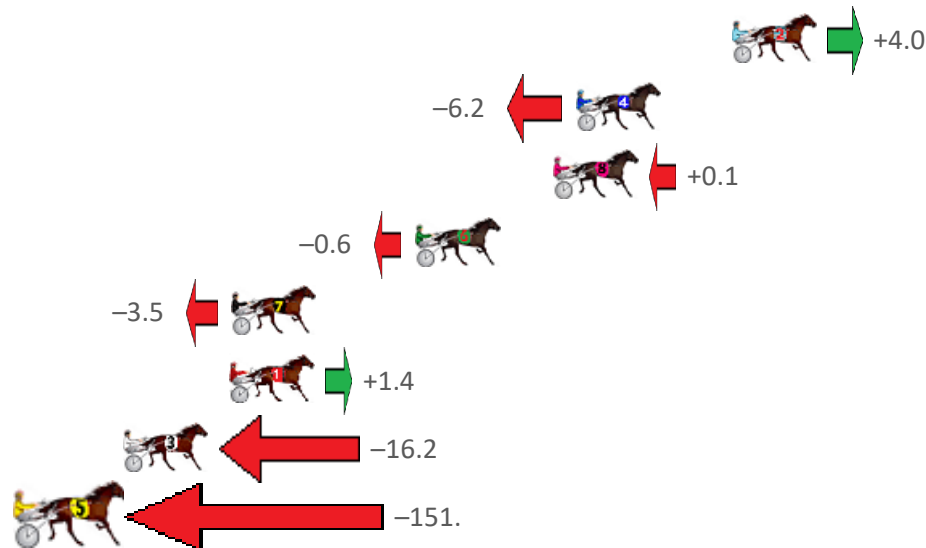
# Northam Race 7 Distance 2560m

Saturday, 19 August 2023

Gross Time: 3:14.00 MileRate: 2:01.50 LeadTime: 74.40s First Qtr: 30.50s Second Qtr: 30.30s Third Qtr: 29.80s Fourth Qtr: 29.00s

NoHorse	Plc	Mar	800 Posi	400 Posi	Time	3rd Qtr	4th Qtr
2 EXTRAORDINARY MA	1	0.0m	4.0m (0)	4.0m (0)	3:14.00	29.80s	28.71s
4 SKIPPYS DELIGHT	2	6.2m	0.0m (0)	0.0m (0)	3:14.47	29.81s	29.45s
8 BEAT THE BANK	3	7.1m	7.2m (1)	3.0m (1)	3:14.54	29.50s	29.30s
6 HESACHARMER	4	12.6m	12.0m (0)	8.4m (0)	3:14.96	29.54s	29.30s
7 BREWERY LANE	5	19.9m	16.4m (0)	11.4m (1)	3:15.51	29.44s	29.61s
1 PRIDDAH	6	20.0m	21.4m (0)	13.0m (0)	3:15.52	29.19s	29.50s
3 KEEGAN BANNER	7	24.2m	8.0m (0)	7.4m (1)	3:15.84	29.77s	30.21s
5 GAYLE FORCE	8	196.9m	45.0m (0)	120.0m (0)	3:28.98	35.36s	34.54s

## Finish Position and metres gained from 800m



# PJ Harness Analyser

Sectional Analysis Software – Not just a formguide!

[www.facebook.com/PJHarnessRacing](https://www.facebook.com/PJHarnessRacing)



RISE Digital, Harness Racing Australia nor the provider accepts any responsibility for the completeness or accuracy of any of the information contained herein, and makes no representations about its suitability for any particular purpose. Users should make their own judgements about those matters and/or seek independent advice. You assume all risks associated with use of data provided on this page



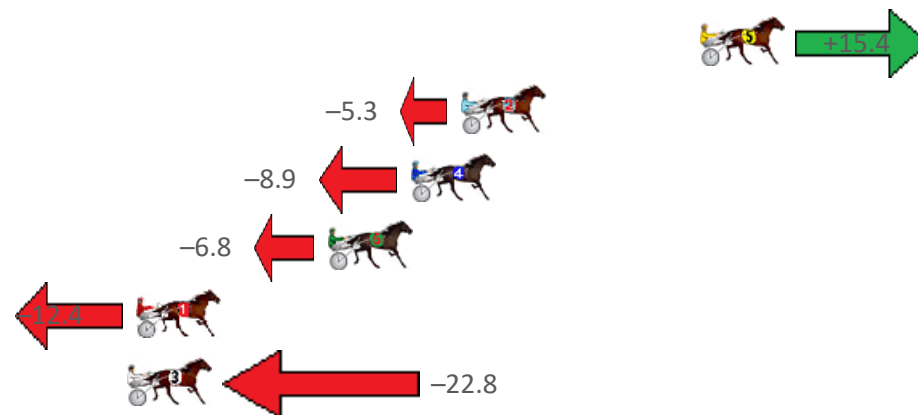
# Northam Race 8 Distance 2190m

Saturday, 19 August 2023

Gross Time: 2:42.50 MileRate: 1:59.40 LeadTime: 41.10s First Qtr: 31.80s Second Qtr: 30.90s Third Qtr: 28.90s Fourth Qtr: 29.80s

NoHorse	Plc	Mar	800 Posi	400 Posi	Time	3rd Qtr	4th Qtr
5 TEMPT THE STARS	1	0.0m	15.4m (0)	9.6m (1)	2:42.50	28.49s	29.09s
2 UBEEN THUNDASTR	2	9.5m	4.2m (0)	5.6m (0)	2:43.24	29.00s	30.09s
4 ARMA BELIEVER	3	11.5m	2.6m (1)	0.0m (1)	2:43.40	28.70s	30.65s
6 ARIONROCK	4	14.8m	8.0m (1)	4.6m (1)	2:43.66	28.64s	30.56s
1 ROCKIN LE MONDE	5	22.4m	10.0m (0)	11.8m (0)	2:44.25	29.02s	30.59s
3 ROCKNROLL TRAIN	6	22.8m	0.0m (0)	1.4m (0)	2:44.28	28.98s	31.39s

Finish Position and metres gained from 800m



## PJ Harness Analyser

Sectional Analysis Software – Not just a formguide!

[www.facebook.com/PJHarnessRacing](https://www.facebook.com/PJHarnessRacing)



RISE Digital, Harness Racing Australia nor the provider accepts any responsibility for the completeness or accuracy of any of the information contained herein, and makes no representations about its suitability for any particular purpose. Users should make their own judgements about those matters and/or seek independent advice. You assume all risks associated with use of data provided on this page