

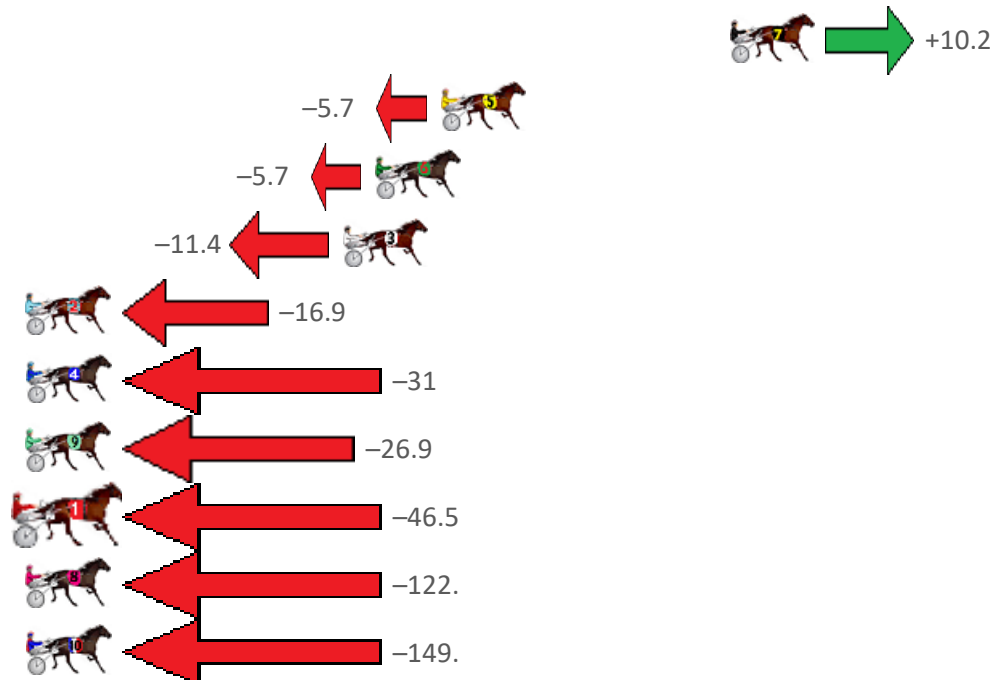
Pinjarra Race 1 Distance 2185m

Monday, 7 August 2023

Gross Time: 2:45.70 MileRate: 2:02.00 LeadTime: 41.90s First Qtr: 30.80s Second Qtr: 33.10s Third Qtr: 31.40s Fourth Qtr: 28.50s

NoHorse	Plc	Mar	800 Posi	400 Posi	Time	3rd Qtr	4th Qtr
7 ALDEBARAN SUND0	1	0.0m	10.2m (1)	0.4m (1)	2:45.70	30.67s	28.47s
5 MAJESTIC DREAM	2	11.5m	5.8m (1)	0.0m (0)	2:46.56	31.01s	29.31s
6 STAY FOCUSED	3	14.1m	8.4m (0)	9.0m (1)	2:46.76	31.46s	28.86s
3 ELISH STAR	4	15.4m	4.0m (0)	4.4m (0)	2:46.85	31.47s	29.28s
2 CHICAGO H	5	38.3m	21.4m (0)	27.8m (1)	2:48.57	31.91s	29.24s
4 ONE OVER DA SON	6	43.2m	12.4m (0)	15.4m (0)	2:48.93	31.72s	30.47s
9 ONE BID BUYS	7	44.1m	17.2m (0)	21.8m (1)	2:49.00	31.82s	30.08s
1 THE BEAT	8	61.5m	15.0m (1)	32.4m (2)	2:50.30	32.80s	30.56s
8 THATS NOT MY GAIT	9	143.1m	20.4m (1)	37.0m (0)	2:56.41	33.02s	36.02s
10 KYVALLEY CLICHY	10	149.7m	0.0m (0)	22.6m (0)	2:56.91	33.54s	37.51s

Finish Position and metres gained from 800m





PJ Harness Analyser

Sectional Analysis Software – Not just a formguide!

www.facebook.com/PJHarnessRacing



RISE Digital, Harness Racing Australia nor the provider accepts any responsibility for the completeness or accuracy of any of the information contained herein, and makes no representations about its suitability for any particular purpose. Users should make their own judgements about those matters and/or seek independent advice. You assume all risks associated with use of data provided on this page

Pinjarra Race 3 Distance 1684m

Monday, 7 August 2023

Gross Time: 2:01.90 MileRate: 1:56.50 LeadTime: 4.80s First Qtr: 29.80s Second Qtr: 31.00s Third Qtr: 29.20s Fourth Qtr: 27.10s

NoHorse	Plc	Mar	800 Posi	400 Posi	Time	3rd Qtr	4th Qtr
2 LOUIE DIOR	1	0.0m	0.0m (0)	0.0m (0)	2:01.90	29.20s	27.10s

Finish Position and metres gained from 800m



1 SCUTTLEBUTT	2	20.2m	4.6m (0)	6.0m (0)	2:03.34	29.34s	28.06s	-15.6	
6 SWEET DUNCAN	3	25.1m	12.2m (1)	15.6m (1)	2:03.69	29.46s	27.74s	-12.9	
10 PENTHOUSE	4	25.7m	9.6m (0)	11.8m (0)	2:03.73	29.39s	28.04s	-16.1	
3 ALZ SUNSHINE	5	36.4m	7.8m (1)	11.2m (2)	2:04.50	29.50s	28.80s	-28.6	
4 HUGHEY	6	36.5m	3.6m (1)	8.2m (1)	2:04.51	29.60s	29.01s	-33	
11 INTERNAL AFFAIRS	7	39.1m	16.4m (1)	21.0m (1)	2:04.69	29.57s	28.32s	-22.7	
8 ARKAMARA STAR	8	46.3m	20.4m (1)	25.4m (1)	2:05.20	29.60s	28.51s	-25.9	
12 YANKIE KEV	9	57.1m	18.2m (0)	28.8m (0)	2:05.98	30.02s	29.01s	-38.9	
7 CONSTELLATIONJEW	10	59.9m	29.0m (0)	37.0m (0)	2:06.18	29.82s	28.64s	-30.9	
5 VEEFORVICTORY	11	61.7m	22.2m (0)	33.0m (0)	2:06.30	30.03s	29.03s	-39.5	
9 THE WAND WAVER	12	94.2m	14.2m (0)	24.8m (0)	2:08.62	30.12s	31.78s	-80.0	



PJ Harness Analyser
Sectional Analysis Software – Not just a formguide!

www.facebook.com/PJHarnessRacing



RISE Digital, Harness Racing Australia nor the provider accepts any responsibility for the completeness or accuracy of any of the information contained herein, and makes no representations about its suitability for any particular purpose. Users should make their own judgements about those matters and/or seek independent advice. You assume all risks associated with use of data provided on this page

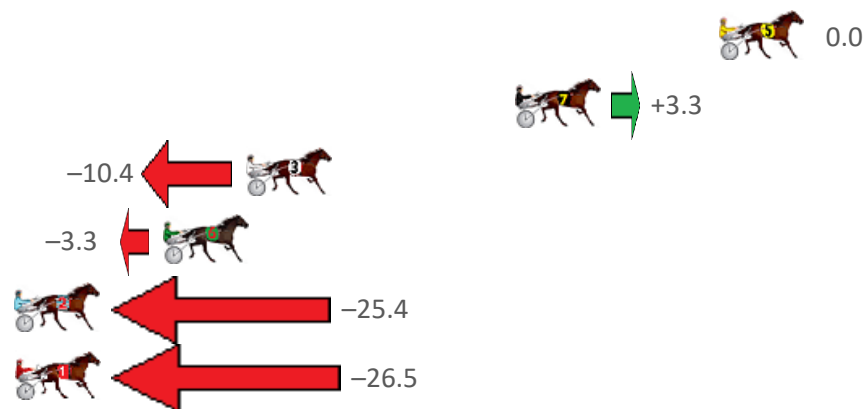
Pinjarra Race 4 Distance 2185m

Monday, 7 August 2023

Gross Time: 2:45.10 MileRate: 2:01.60 LeadTime: 42.90s First Qtr: 31.90s Second Qtr: 31.60s Third Qtr: 29.00s Fourth Qtr: 29.70s

NoHorse	Plc	Mar	800 Posi	400 Posi	Time	3rd Qtr	4th Qtr
5 UNDER THE STARZZZ	1	0.0m	0.0m (0)	0.0m (0)	2:45.10	29.00s	29.70s
7 THINGS CHANGE	2	8.1m	11.4m (1)	11.0m (1)	2:45.73	28.97s	29.49s
3 DEVILISH GRIN	3	18.8m	8.4m (0)	13.0m (0)	2:46.56	29.33s	30.13s
6 WHERE'S FLARE	4	22.1m	18.8m (0)	18.4m (1)	2:46.82	28.97s	29.97s
2 CUTTING ROSES	5	31.6m	6.2m (1)	8.6m (0)	2:47.56	29.16s	31.40s
1 KRIPKE	6	38.9m	12.4m (0)	21.6m (0)	2:48.13	29.66s	30.98s

Finish Position and metres gained from 800m







Harness Analyser

Sectional Analysis Software – Not just a formguide!

www.facebook.com/PJHarnessRacing



RISE Digital, Harness Racing Australia nor the provider accepts any responsibility for the completeness or accuracy of any of the information contained herein, and makes no representations about its suitability for any particular purpose. Users should make their own judgements about those matters and/or seek independent advice. You assume all risks associated with use of data provided on this page

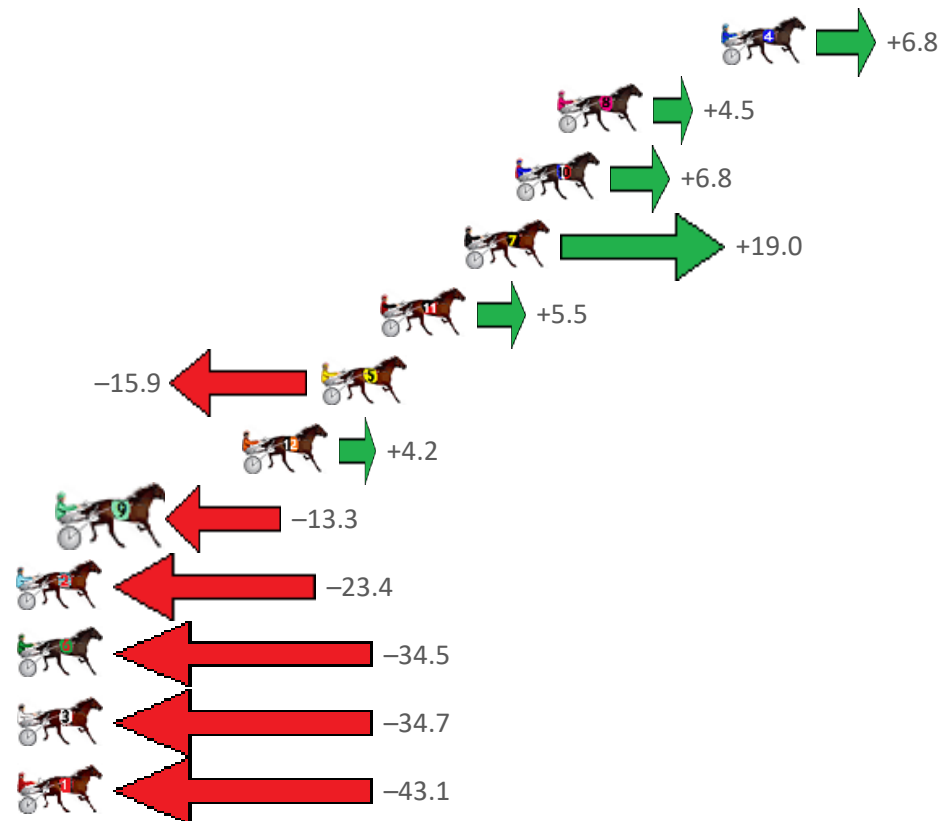
Pinjarra Race 5 Distance 2185m

Monday, 7 August 2023

Gross Time: 2:43.70 MileRate: 2:00.60 LeadTime: 44.40s First Qtr: 30.60s Second Qtr: 29.70s Third Qtr: 29.20s Fourth Qtr: 29.80s

NoHorse	Plc	Mar	800 Posi	400 Posi	Time	3rd Qtr	4th Qtr
4 LENI ROSE	1	0.0m	6.8m (1)	4.4m (2)	2:43.70	29.03s	29.47s
8 ADORE ME SOME M	2	6.5m	11.0m (1)	9.0m (2)	2:44.21	29.06s	29.61s
10 MORISSETTE	3	8.2m	15.0m (1)	13.2m (2)	2:44.34	29.07s	29.43s
7 PONZI BEACH	4	10.2m	29.2m (0)	19.4m (1)	2:44.50	28.49s	29.12s
11 SYNCOPATION	5	13.5m	19.0m (1)	12.8m (1)	2:44.75	28.74s	29.85s
5 UNEARTHED	6	15.9m	0.0m (0)	0.0m (0)	2:44.94	29.19s	30.98s
12 ROSIES LAST ATTACK	7	19.0m	23.2m (1)	14.4m (3)	2:45.18	28.55s	30.14s
9 IDEAL IVANA	8	25.9m	12.6m (0)	12.4m (0)	2:45.72	29.18s	30.80s
2 ZIGGEY	9	31.8m	8.4m (0)	8.6m (0)	2:46.18	29.20s	31.52s
6 BILLIE JOE STAR	10	37.1m	2.6m (1)	4.0m (1)	2:46.60	29.28s	32.25s
3 SHES A LUCKY PENN	11	38.9m	4.2m (0)	4.6m (0)	2:46.74	29.20s	32.34s
1 IM BIDDY	12	64.7m	21.6m (0)	34.0m (0)	2:48.75	30.09s	32.07s

Finish Position and metres gained from 800m



PJ Harness Analyser
Sectional Analysis Software – Not just a formguide!

www.facebook.com/PJHarnessRacing



RISE Digital, Harness Racing Australia nor the provider accepts any responsibility for the completeness or accuracy of any of the information contained herein, and makes no representations about its suitability for any particular purpose. Users should make their own judgements about those matters and/or seek independent advice. You assume all risks associated with use of data provided on this page


Pinjarra Race 6 Distance 2185m

Monday, 7 August 2023

Gross Time: 2:40.20 MileRate: 1:58.00 LeadTime: 41.60s First Qtr: 29.70s Second Qtr: 29.50s Third Qtr: 29.10s Fourth Qtr: 30.30s

NoHorse	Plc	Mar	800 Posi	400 Posi	Time	3rd Qtr	4th Qtr
4 DOVE CRY	1	0.0m	11.2m (1)	0.0m (1)	2:40.20	28.27s	30.30s
7 REBLINE	2	1.2m	15.2m (1)	1.0m (2)	2:40.30	28.05s	30.32s
2 TORREVEAN AMY	3	12.6m	4.6m (0)	12.6m (0)	2:41.20	29.69s	30.30s
6 MISS SASSY	4	20.1m	0.0m (1)	0.6m (0)	2:41.79	29.12s	31.77s
8 CHERRY ON THE CAK	5	28.6m	7.2m (1)	6.8m (0)	2:42.47	29.04s	31.94s
1 YANKEEDELIGHT	6	35.8m	13.8m (0)	13.6m (1)	2:43.04	29.05s	31.97s
3 DOCTOR CATHERINE	7	38.1m	8.6m (0)	6.6m (1)	2:43.22	28.91s	32.67s
5 LITTLE SUZIE	8	105.9m	0.4m (0)	24.2m (0)	2:48.60	30.74s	36.45s

Finish Position and metres gained from 800m



PJ Harness Analyser

Sectional Analysis Software – Not just a formguide!

www.facebook.com/PJHarnessRacing



RISE Digital, Harness Racing Australia nor the provider accepts any responsibility for the completeness or accuracy of any of the information contained herein, and makes no representations about its suitability for any particular purpose. Users should make their own judgements about those matters and/or seek independent advice. You assume all risks associated with use of data provided on this page


Pinjarra Race 7 Distance 2116m

Monday, 7 August 2023

Gross Time: 2:38.00 MileRate: 1:59.00 LeadTime: 39.90s First Qtr: 30.40s Second Qtr: 30.60s Third Qtr: 29.00s Fourth Qtr: 28.10s

NoHorse	Plc	Mar	800 Posi	400 Posi	Time	3rd Qtr	4th Qtr
9 BEAT THE BANK	1	0.0m	11.4m (1)	4.6m (1)	2:38.00	28.51s	27.78s
1 TUMBLIN DICE	2	5.3m	8.2m (0)	8.2m (0)	2:38.39	29.00s	27.90s
4 HESACHARMER	3	10.0m	4.2m (0)	4.0m (0)	2:38.74	28.99s	28.52s
3 SKIPPYS DELIGHT	4	11.3m	0.0m (0)	0.0m (0)	2:38.83	29.01s	28.89s
7 COOPER	5	13.5m	12.4m (0)	12.8m (0)	2:39.00	29.03s	28.15s
5 JILL MACH	6	14.0m	7.4m (1)	0.6m (1)	2:39.03	28.53s	29.04s
2 CHRYSOPRASE	7	27.0m	16.4m (0)	17.0m (0)	2:39.99	29.05s	28.80s
8 MACHLANI	8	39.2m	16.0m (1)	16.0m (1)	2:40.90	29.03s	29.72s
10 HOTFOOT IT	9	154.4m	90.0m (0)	120.0m (0)	2:49.40	31.17s	30.50s

Finish Position and metres gained from 800m



PJ Harness Analyser

Sectional Analysis Software - Not just a formguide!

www.facebook.com/PJHarnessRacing



RISE Digital, Harness Racing Australia nor the provider accepts any responsibility for the completeness or accuracy of any of the information contained herein, and makes no representations about its suitability for any particular purpose. Users should make their own judgements about those matters and/or seek independent advice. You assume all risks associated with use of data provided on this page


Pinjarra Race 8 Distance 2185m

Monday, 7 August 2023

Gross Time: 2:46.00 MileRate: 2:02.20 LeadTime: 44.00s First Qtr: 32.60s Second Qtr: 31.50s Third Qtr: 28.60s Fourth Qtr: 29.30s

NoHorse	Plc	Mar	800 Posi	400 Posi	Time	3rd Qtr	4th Qtr
7 THE WILDCARD	1	0.0m	0.0m (0)	0.0m (0)	2:46.00	28.60s	29.30s
5 IM ARTICULATE	2	5.5m	2.4m (1)	1.6m (1)	2:46.42	28.54s	29.58s
2 TORREVEAN VELOCE	3	9.5m	4.2m (0)	4.6m (0)	2:46.73	28.62s	29.66s
1 DUNAMIS	4	11.2m	9.0m (0)	9.6m (0)	2:46.86	28.64s	29.42s
12 FLYIN DISCO	5	14.4m	22.2m (1)	14.4m (1)	2:47.11	28.04s	29.30s
6 HES THUNDER	6	14.8m	7.0m (2)	4.6m (2)	2:47.14	28.42s	30.04s
9 STAPLETON	7	16.0m	16.0m (2)	13.6m (3)	2:47.23	28.43s	29.47s
8 THE DUBLIN XPRESS	8	16.5m	14.4m (0)	13.8m (0)	2:47.27	28.55s	29.50s
4 PACIFIC EAGLE	9	17.1m	6.6m (1)	6.2m (1)	2:47.31	28.56s	30.09s
3 DEVILS COURAGE	10	17.6m	11.0m (1)	10.0m (1)	2:47.35	28.52s	29.85s
11 ATLANTAS	11	18.9m	17.4m (1)	11.4m (2)	2:47.45	28.16s	29.85s

Finish Position and metres gained from 800m



PJ Harness Analyser
Sectional Analysis Software – Not just a formguide!

www.facebook.com/PJHarnessRacing



RISE Digital, Harness Racing Australia nor the provider accepts any responsibility for the completeness or accuracy of any of the information contained herein, and makes no representations about its suitability for any particular purpose. Users should make their own judgements about those matters and/or seek independent advice. You assume all risks associated with use of data provided on this page

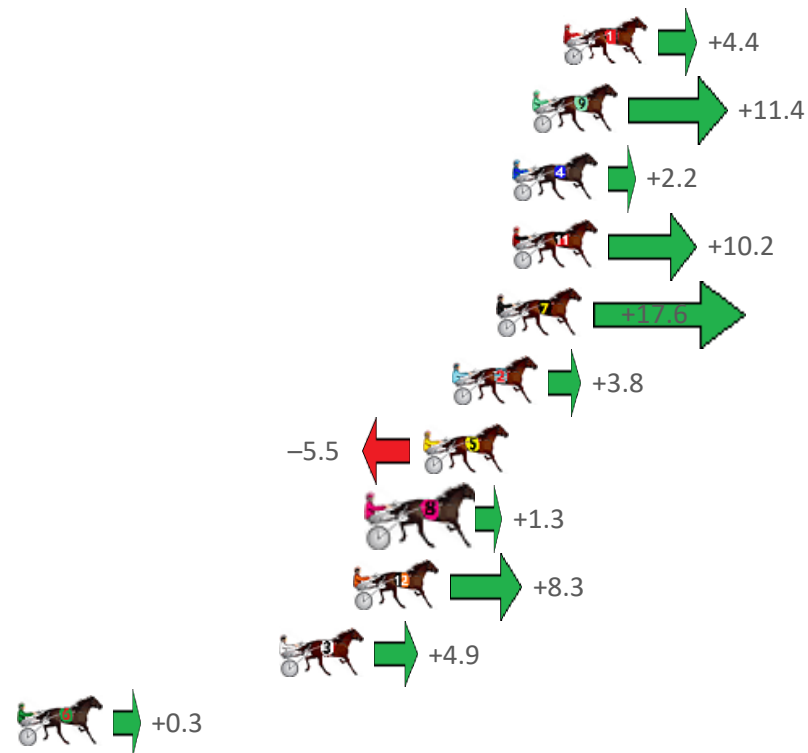
Pinjarra Race 9 Distance 1684m

Monday, 7 August 2023

Gross Time: 2:00.80 MileRate: 1:55.50 LeadTime: 5.20s First Qtr: 27.80s Second Qtr: 30.50s Third Qtr: 28.70s Fourth Qtr: 28.60s

NoHorse	Plc	Mar	800 Posi	400 Posi	Time	3rd Qtr	4th Qtr
1 LOUCID DREAMS	1	0.0m	4.4m (0)	4.2m (0)	2:00.80	28.69s	28.30s
9 ME FLASH	2	1.2m	12.6m (0)	12.6m (0)	2:00.89	28.70s	27.79s
4 COLD HARD CASH	3	2.0m	4.2m (1)	2.4m (1)	2:00.95	28.57s	28.57s
11 LUCAPELO	3	2.0m	12.2m (1)	7.6m (2)	2:00.95	28.37s	28.20s
7 MR CHIP	5	2.6m	20.2m (1)	7.6m (3)	2:01.00	27.80s	28.24s
2 THE DARK NIGHT	6	4.4m	8.2m (1)	7.2m (1)	2:01.13	28.63s	28.40s
5 DIAMONDSONTHEBE	7	5.5m	0.0m (0)	0.0m (0)	2:01.21	28.70s	28.99s
8 BITOFDUTCHCOURA	8	7.3m	8.6m (0)	8.6m (0)	2:01.35	28.70s	28.51s
12 ALFREDI	9	8.3m	16.6m (0)	16.6m (1)	2:01.42	28.70s	28.01s
3 CLASSY COLBY	10	11.3m	16.2m (1)	12.4m (1)	2:01.65	28.43s	28.52s
6 IDEAL SECRET	11	21.7m	22.0m (0)	21.4m (1)	2:02.43	28.66s	28.62s

Finish Position and metres gained from 800m



PJ Harness Analyser

Sectional Analysis Software – Not just a formguide!

www.facebook.com/PJHarnessRacing



RISE Digital, Harness Racing Australia nor the provider accepts any responsibility for the completeness or accuracy of any of the information contained herein, and makes no representations about its suitability for any particular purpose. Users should make their own judgements about those matters and/or seek independent advice. You assume all risks associated with use of data provided on this page