

Pinjarra Race 1 Distance 2631m

Monday, 21 August 2023

Gross Time: 3:23.70 MileRate: 2:02.70 LeadTime: 83.60s First Qtr: 32.00s Second Qtr: 29.70s Third Qtr: 29.10s Fourth Qtr: 29.30s

NoHorse	Plc	Mar	800 Posi	400 Posi	Time	3rd Qtr	4th Qtr
7 LUVAFIAIR	1	0.0m	6.5m (1)	4.6m (1)	3:23.70	28.96s	28.97s

2 CHUMANI	2	21.2m	5.1m (0)	9.0m (1)	3:25.33	29.38s	30.28s
-----------	---	-------	----------	----------	---------	--------	--------

6 PEACHEE	3	32.8m	1.3m (1)	0.0m (0)	3:26.22	29.00s	31.82s
-----------	---	-------	----------	----------	---------	--------	--------

5 LINE THE STARZZZ	4	36.1m	37.6m (0)	22.3m (0)	3:26.47	28.00s	30.45s
--------------------	---	-------	-----------	-----------	---------	--------	--------

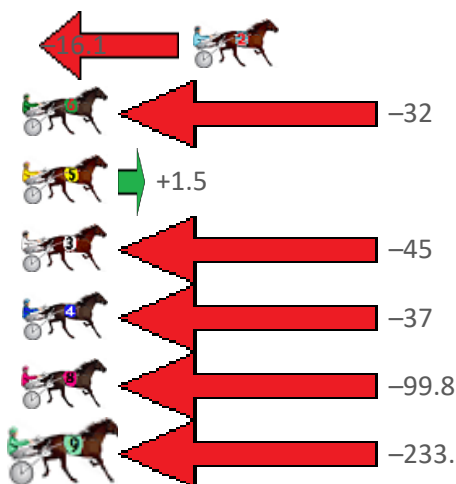
3 SKY EAGLE	5	44.8m	0.0m (0)	5.8m (0)	3:27.14	29.52s	32.32s
-------------	---	-------	----------	----------	---------	--------	--------

4 OUR MAESTOSO	6	64.3m	28.1m (0)	41.9m (0)	3:28.64	30.11s	31.20s
----------------	---	-------	-----------	-----------	---------	--------	--------

8 PATCHED	7	121.5m	21.7m (0)	80.5m (0)	3:33.04	33.37s	32.80s
-----------	---	--------	-----------	-----------	---------	--------	--------

9 MAJESTIC COURTNE	8	242.8m	9.5m (0)	14.6m (1)	3:42.36	29.47s	46.90s
--------------------	---	--------	----------	-----------	---------	--------	--------

Finish Position and metres gained from 800m



PJ Harness Analyser
Sectional Analysis Software – Not just a formguide!

www.facebook.com/PJHarnessRacing



RISE Digital, Harness Racing Australia nor the provider accepts any responsibility for the completeness or accuracy of any of the information contained herein, and makes no representations about its suitability for any particular purpose. Users should make their own judgements about those matters and/or seek independent advice. You assume all risks associated with use of data provided on this page

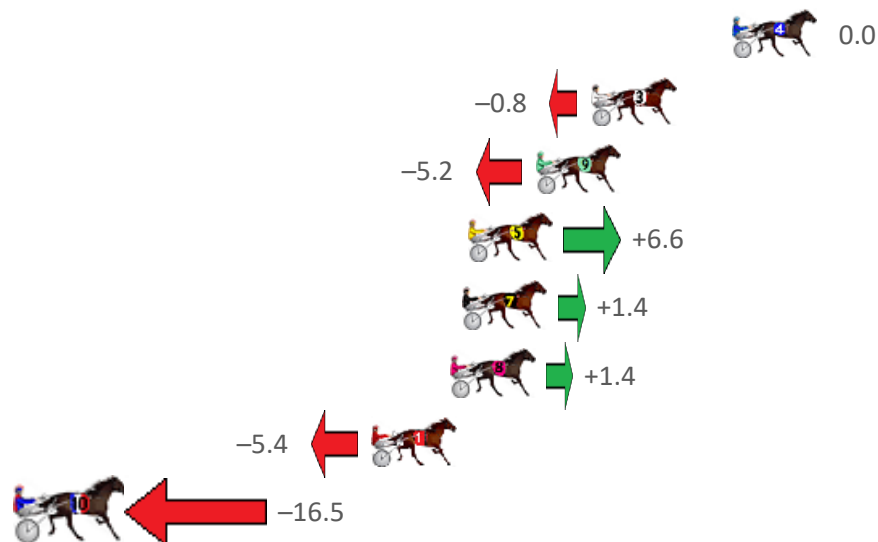
Pinjarra Race 2 Distance 2185m

Monday, 21 August 2023

Gross Time: 2:45.20 MileRate: 2:01.70 LeadTime: 44.00s First Qtr: 31.40s Second Qtr: 32.70s Third Qtr: 29.40s Fourth Qtr: 27.70s

NoHorse	Plc	Mar	800 Posi	400 Posi	Time	3rd Qtr	4th Qtr
4 BROUGHT TO LIGHT	1	0.0m	0.0m (0)	0.0m (0)	2:45.20	29.40s	27.70s
3 HEARTOFAHLIA	2	5.6m	4.8m (0)	4.5m (0)	2:45.61	29.37s	27.79s
9 PETES HONOUR	3	7.8m	2.6m (1)	2.0m (1)	2:45.77	29.35s	28.13s
5 PHILTHEJUG	4	10.5m	17.1m (0)	13.0m (0)	2:45.97	29.07s	27.55s
7 DARK EYES	5	10.7m	12.1m (2)	5.9m (1)	2:45.98	28.94s	28.06s
8 RAJAH ROCKS	6	11.2m	12.6m (0)	11.1m (1)	2:46.02	29.27s	27.73s
1 STAR OF THE GALAX	7	14.3m	8.9m (0)	8.5m (0)	2:46.24	29.35s	28.14s
10 HOT ROCKEFELLER	8	29.9m	13.4m (1)	8.5m (2)	2:47.38	29.02s	29.28s

Finish Position and metres gained from 800m



PJ Harness Analyser

Sectional Analysis Software – Not just a formguide!

www.facebook.com/PJHarnessRacing



RISE Digital, Harness Racing Australia nor the provider accepts any responsibility for the completeness or accuracy of any of the information contained herein, and makes no representations about its suitability for any particular purpose. Users should make their own judgements about those matters and/or seek independent advice. You assume all risks associated with use of data provided on this page


Pinjarra Race 3 Distance 2692m

Monday, 21 August 2023

Gross Time: 3:24.10 MileRate: 2:02.00 LeadTime: 81.40s First Qtr: 31.60s Second Qtr: 31.60s Third Qtr: 29.90s Fourth Qtr: 29.60s

NoHorse	Plc	Mar	800 Posi	400 Posi	Time	3rd Qtr	4th Qtr
9 THATS NOT MY GAIT	1	0.0m	1.3m (1)	0.0m (0)	3:24.10	29.80s	29.60s
12 ALDEBARAN SUND0	2	14.1m	17.4m (0)	16.9m (4)	3:25.19	29.86s	29.44s
2 LUCKY CHARM	3	33.6m	9.3m (0)	22.5m (1)	3:26.71	30.87s	30.55s
8 ELISH STAR	4	43.2m	10.0m (2)	11.9m (2)	3:27.45	30.04s	32.07s
5 ONE BID BUYS	5	49.9m	5.0m (0)	18.1m (1)	3:27.97	30.87s	32.13s
6 KYVALLEY CLICHY	6	51.7m	13.7m (1)	25.0m (4)	3:28.11	30.73s	31.76s
11 STAY FOCUSED	7	56.6m	15.6m (2)	18.1m (3)	3:28.49	30.08s	32.65s
7 CHICAGO H	8	60.3m	5.6m (1)	10.6m (1)	3:28.78	30.26s	33.50s
1 PADDY PANTS	9	60.8m	13.1m (0)	25.0m (0)	3:28.82	30.78s	32.47s
3 ABUNDANCE	10	75.1m	0.0m (0)	15.0m (0)	3:29.93	31.01s	34.32s
4 ONE OVER DA SON	11	90.6m	9.4m (1)	24.3m (3)	3:31.13	31.00s	34.83s
10 MAJESTIC DREAM	12	110.7m	4.5m (2)	20.6m (2)	3:32.69	31.09s	36.67s

Finish Position and metres gained from 800m



PJ Harness Analyser

Sectional Analysis Software - Not just a formguide!

www.facebook.com/PJHarnessRacing



RISE Digital, Harness Racing Australia nor the provider accepts any responsibility for the completeness or accuracy of any of the information contained herein, and makes no representations about its suitability for any particular purpose. Users should make their own judgements about those matters and/or seek independent advice. You assume all risks associated with use of data provided on this page


Pinjarra Race 4 Distance 2185m

Monday, 21 August 2023

Gross Time: 2:42.40 MileRate: 1:59.60 LeadTime: 43.80s First Qtr: 30.90s Second Qtr: 29.10s Third Qtr: 29.20s Fourth Qtr: 29.40s

NoHorse	Plc	Mar	800 Posi	400 Posi	Time	3rd Qtr	4th Qtr
1 SWEET DUNCAN	1	0.0m	5.1m (0)	7.6m (0)	2:42.40	29.38s	28.85s
4 SCUTTLEBUTT	2	4.1m	0.0m (0)	0.0m (0)	2:42.72	29.20s	29.72s
8 BILLYJAMES	3	6.9m	4.0m (1)	3.2m (1)	2:42.93	29.14s	29.70s
9 VALHALLA ANGEL	4	10.2m	9.4m (0)	12.6m (0)	2:43.19	29.44s	29.27s
11 INTERNAL AFFAIRS	5	13.0m	13.4m (0)	16.5m (0)	2:43.40	29.43s	29.20s
12 CONSTELLATIONJEW	6	18.1m	18.0m (0)	20.9m (0)	2:43.80	29.42s	29.28s
10 KOPPER KOTE	7	18.1m	17.4m (1)	17.0m (2)	2:43.80	29.18s	29.56s
7 ARMA WARRIOR	8	18.5m	21.7m (0)	26.0m (0)	2:43.83	29.52s	28.94s
6 HUGHEY	9	18.8m	27.5m (0)	29.8m (0)	2:43.85	29.38s	28.68s
2 PENTHOUSE	10	21.7m	9.1m (1)	10.0m (1)	2:44.07	29.27s	30.34s
3 VEEFORVICTORY	11	23.1m	12.8m (1)	15.1m (1)	2:44.18	29.37s	30.08s

Finish Position and metres gained from 800m



PJ Harness Analyser
Sectional Analysis Software – Not just a formguide!

www.facebook.com/PJHarnessRacing



RISE Digital, Harness Racing Australia nor the provider accepts any responsibility for the completeness or accuracy of any of the information contained herein, and makes no representations about its suitability for any particular purpose. Users should make their own judgements about those matters and/or seek independent advice. You assume all risks associated with use of data provided on this page

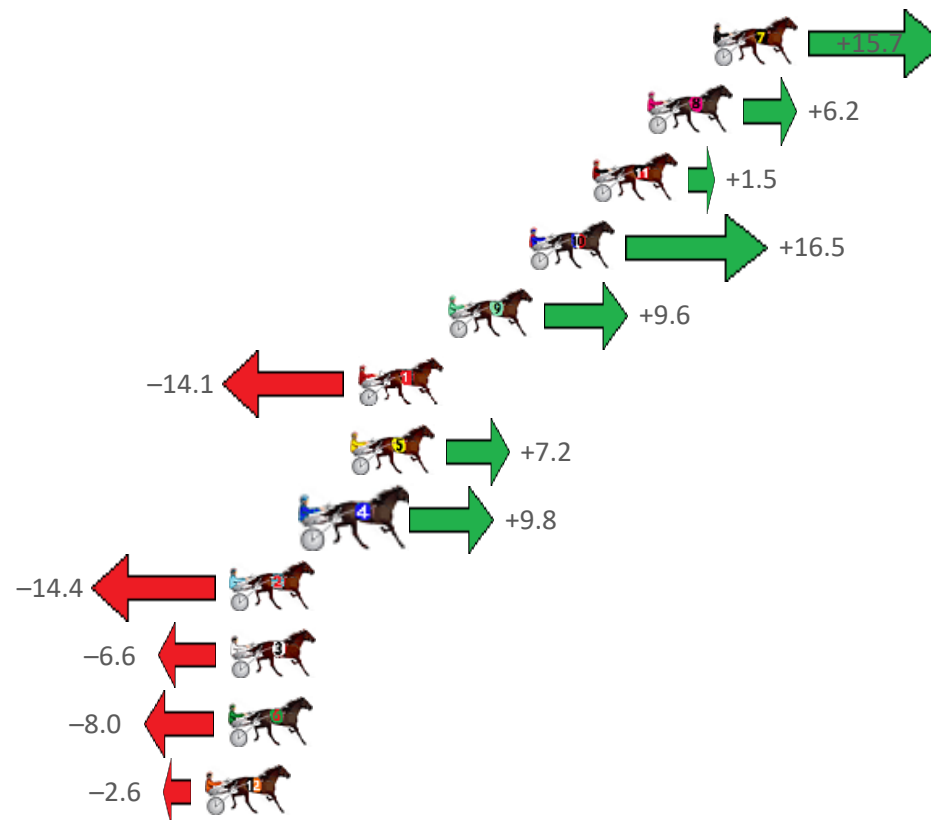
Pinjarra Race 5 Distance 2185m

Monday, 21 August 2023

Gross Time: 2:43.20 MileRate: 2:00.20 LeadTime: 42.30s First Qtr: 30.50s Second Qtr: 29.80s Third Qtr: 30.30s Fourth Qtr: 30.30s

NoHorse	Plc	Mar	800 Posi	400 Posi	Time	3rd Qtr	4th Qtr
7 BRAVO CHRISTIANO	1	0.0m	15.7m (1)	6.6m (2)	2:43.20	29.63s	29.80s
8 ELEPHANT ROCK	2	2.6m	8.8m (0)	9.2m (0)	2:43.41	30.34s	29.82s
11 MIKI DIAMONDS	3	4.8m	6.3m (1)	1.2m (1)	2:43.58	29.92s	30.59s
10 SYNCOPATION	4	7.3m	23.8m (1)	11.6m (2)	2:43.78	29.40s	30.01s
9 THE DUBLIN XPRESS	5	10.5m	20.1m (1)	9.7m (3)	2:44.03	29.54s	30.40s
1 NEVER FORGET ADD	6	14.1m	0.0m (0)	0.0m (0)	2:44.32	30.30s	31.42s
5 CUTTING ROSES	7	14.4m	21.6m (0)	15.3m (1)	2:44.34	29.85s	30.29s
4 IDEAL IVANA	8	15.9m	25.7m (0)	15.9m (2)	2:44.46	29.60s	30.36s
2 DEVILS COURAGE	9	19.2m	4.8m (0)	4.8m (0)	2:44.72	30.31s	31.46s
3 ZIGGEY	10	19.2m	12.6m (0)	12.9m (0)	2:44.72	30.34s	30.85s
6 BOSTON BLUE CHIP	11	19.3m	11.3m (1)	8.0m (1)	2:44.73	30.06s	31.23s
12 ALTA MONTEL	12	20.2m	17.6m (0)	17.1m (0)	2:44.80	30.29s	30.61s

Finish Position and metres gained from 800m



PJ Harness Analyser

Sectional Analysis Software - Not just a formguide!

www.facebook.com/PJHarnessRacing



RISE Digital, Harness Racing Australia nor the provider accepts any responsibility for the completeness or accuracy of any of the information contained herein, and makes no representations about its suitability for any particular purpose. Users should make their own judgements about those matters and/or seek independent advice. You assume all risks associated with use of data provided on this page

Pinjarra Race 6 Distance 2185m

Monday, 21 August 2023

Gross Time: 2:40.60 MileRate: 1:58.30 LeadTime: 43.80s First Qtr: 32.20s Second Qtr: 29.50s Third Qtr: 27.70s Fourth Qtr: 27.40s

NoHorse	Plc	Mar	800 Posi	400 Posi	Time	3rd Qtr	4th Qtr
5 MR CHIP	1	0.0m	4.1m (0)	4.0m (0)	2:40.60	27.69s	27.13s

2 WASA HEAT SEEKER	2	5.5m	0.0m (0)	0.0m (0)	2:41.00	27.70s	27.80s
--------------------	---	------	----------	----------	---------	--------	--------

3 BETTOR MOVE ALON	3	20.4m	3.4m (1)	5.4m (1)	2:42.07	27.83s	28.50s
--------------------	---	-------	----------	----------	---------	--------	--------

4 ALLWOOD WIZARD	4	21.3m	7.4m (1)	9.4m (1)	2:42.14	27.83s	28.30s
------------------	---	-------	----------	----------	---------	--------	--------


8 ME FLASH	5	23.5m	12.8m (0)	17.9m (1)	2:42.29	28.04s	27.87s
------------	---	-------	-----------	-----------	---------	--------	--------

1 HES THUNDER	6	29.6m	8.7m (0)	10.7m (0)	2:42.73	27.83s	28.80s
---------------	---	-------	----------	-----------	---------	--------	--------

6 MACHS BETTOR	7	34.1m	17.4m (0)	17.5m (0)	2:43.06	27.70s	28.66s
----------------	---	-------	-----------	-----------	---------	--------	--------

7 GALVINSTON JOHN	8	35.2m	11.4m (1)	14.2m (1)	2:43.14	27.88s	28.97s
-------------------	---	-------	-----------	-----------	---------	--------	--------

Finish Position and metres gained from 800m



PJ Harness Analyser
Sectional Analysis Software – Not just a formguide!

www.facebook.com/PJHarnessRacing



RISE Digital, Harness Racing Australia nor the provider accepts any responsibility for the completeness or accuracy of any of the information contained herein, and makes no representations about its suitability for any particular purpose. Users should make their own judgements about those matters and/or seek independent advice. You assume all risks associated with use of data provided on this page

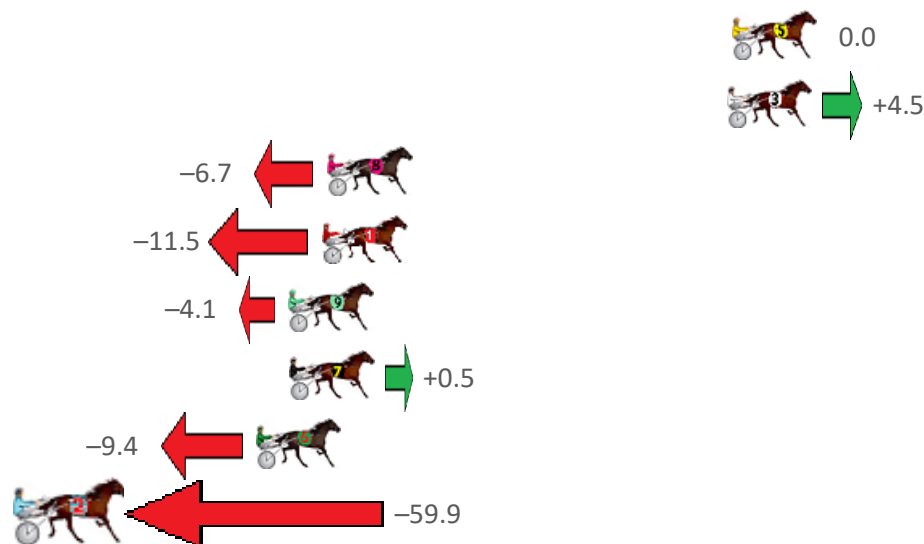
Pinjarra Race 7 Distance 1684m

Monday, 21 August 2023

Gross Time: 2:00.30 MileRate: 1:54.90 LeadTime: 5.40s First Qtr: 28.40s Second Qtr: 30.50s Third Qtr: 27.80s Fourth Qtr: 28.20s

NoHorse	Plc	Mar	800 Posi	400 Posi	Time	3rd Qtr	4th Qtr
5 MISS SASSY	1	0.0m	0.0m (0)	0.0m (0)	2:00.30	27.80s	28.20s
3 RATTLIN LILLY	2	0.2m	4.7m (1)	1.3m (1)	2:00.31	27.56s	28.12s
8 ELSAMAY	3	16.1m	9.4m (0)	10.6m (0)	2:01.49	27.89s	28.65s
1 DONTWAITFORME	4	16.3m	4.8m (0)	5.9m (0)	2:01.51	27.88s	29.00s
9 MERAIGLIA	5	17.6m	13.5m (0)	14.5m (0)	2:01.60	27.88s	28.49s
7 DOVE CRY	6	17.6m	18.1m (0)	19.3m (0)	2:01.60	27.89s	28.16s
6 LITTLE SUZIE	7	18.9m	9.5m (1)	9.2m (1)	2:01.70	27.78s	28.96s
2 COURAGE OF LOMB	8	74.0m	14.1m (1)	17.8m (1)	2:05.78	28.06s	32.44s

Finish Position and metres gained from 800m







PJ Harness Analyser

Sectional Analysis Software – Not just a formguide!

www.facebook.com/PJHarnessRacing



RISE Digital, Harness Racing Australia nor the provider accepts any responsibility for the completeness or accuracy of any of the information contained herein, and makes no representations about its suitability for any particular purpose. Users should make their own judgements about those matters and/or seek independent advice. You assume all risks associated with use of data provided on this page

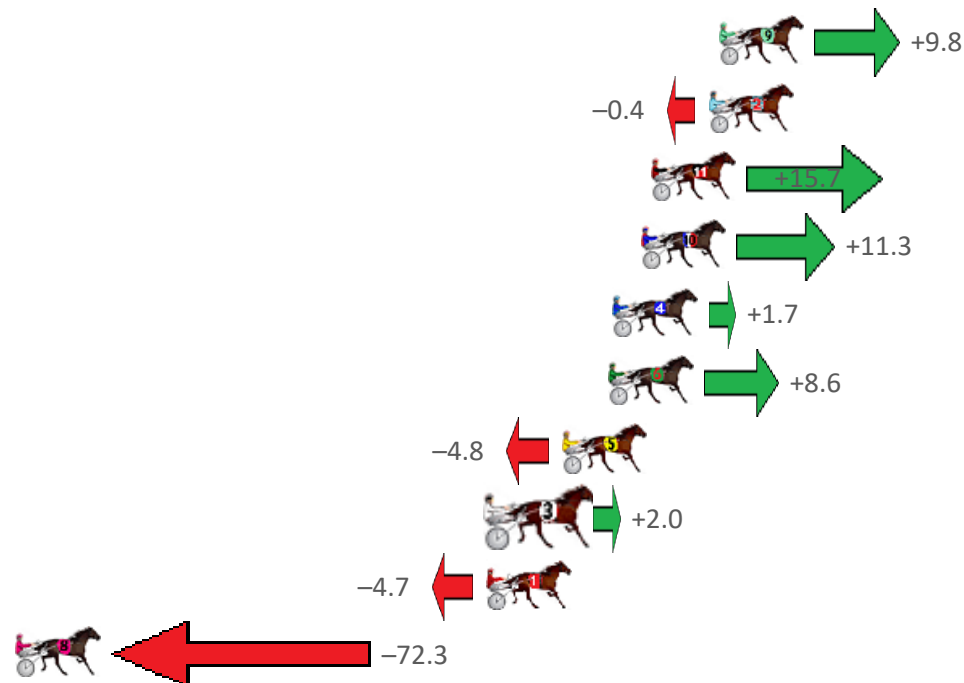
Pinjarra Race 8 Distance 2185m

Monday, 21 August 2023

Gross Time: 2:40.90 MileRate: 1:58.50 LeadTime: 42.00s First Qtr: 32.00s Second Qtr: 29.70s Third Qtr: 28.40s Fourth Qtr: 28.80s

NoHorse	Plc	Mar	800 Posi	400 Posi	Time	3rd Qtr	4th Qtr
9 PAUL EDWARD	1	0.0m	9.8m (2)	0.3m (2)	2:40.90	27.73s	28.78s
2 STATE OF HEAVEN	2	0.4m	0.0m (0)	2.0m (0)	2:40.93	28.54s	28.69s
11 BLAZE COOPS	3	2.7m	18.4m (1)	10.4m (3)	2:41.10	27.84s	28.26s
10 GREGARMY	4	3.1m	14.4m (1)	7.5m (2)	2:41.13	27.92s	28.50s
4 RAMBO RABBIT	5	4.2m	5.9m (1)	4.7m (1)	2:41.22	28.31s	28.79s
6 LITTLE BITOF FUN	6	4.4m	13.0m (0)	14.4m (1)	2:41.23	28.50s	28.11s
5 ETON ROCK	7	6.2m	1.4m (1)	0.0m (1)	2:41.37	28.30s	29.27s
3 YOU FLY WITH ME	8	8.8m	10.8m (1)	9.7m (1)	2:41.57	28.33s	28.78s
1 CAPTAINS BEACHBA	9	9.2m	4.5m (0)	7.2m (0)	2:41.60	28.59s	28.99s
8 HES A COOL MACH	10	81.4m	9.1m (0)	14.9m (0)	2:47.05	28.82s	33.89s

Finish Position and metres gained from 800m



PJ Harness Analyser

Sectional Analysis Software – Not just a formguide!

www.facebook.com/PJHarnessRacing



RISE Digital, Harness Racing Australia nor the provider accepts any responsibility for the completeness or accuracy of any of the information contained herein, and makes no representations about its suitability for any particular purpose. Users should make their own judgements about those matters and/or seek independent advice. You assume all risks associated with use of data provided on this page

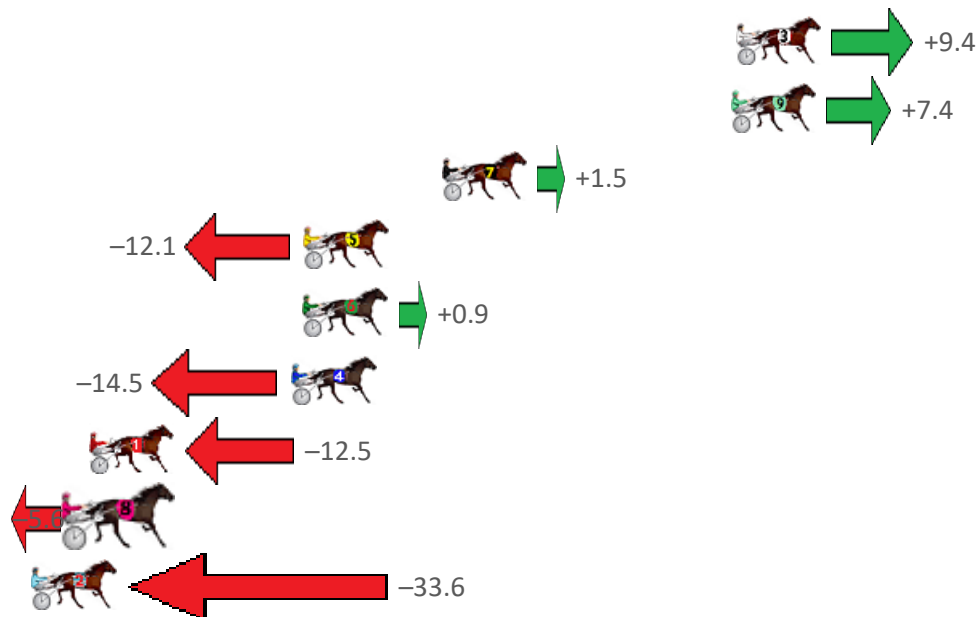
Pinjarra Race 9 Distance 2631m

Monday, 21 August 2023

Gross Time: 3:16.20 MileRate: 2:00.00 LeadTime: 77.40s First Qtr: 30.20s Second Qtr: 29.50s Third Qtr: 29.70s Fourth Qtr: 29.40s

NoHorse	Plc	Mar	800 Posi	400 Posi	Time	3rd Qtr	4th Qtr
3 TUMBLIN DICE	1	0.0m	9.4m (0)	8.2m (1)	3:16.20	29.61s	28.80s
9 ARDENS HORIZON	2	0.2m	7.6m (1)	5.6m (2)	3:16.22	29.55s	29.01s
7 COOPER	3	11.7m	13.2m (0)	12.5m (0)	3:17.10	29.65s	29.38s
5 JILL MACH	4	17.2m	5.1m (0)	3.7m (0)	3:17.53	29.60s	30.46s
6 BURGHELEY SHARD	5	17.2m	18.1m (0)	16.5m (0)	3:17.53	29.58s	29.51s
4 SKIPPYS DELIGHT	6	17.7m	3.2m (1)	3.1m (1)	3:17.56	29.69s	30.53s
1 SHEHADI	7	25.7m	13.2m (1)	10.6m (2)	3:18.18	29.51s	30.60s
8 MACHLANI	8	26.3m	20.7m (1)	13.8m (3)	3:18.23	29.19s	30.42s
2 PER ARDUA AD ASTR	9	33.6m	0.0m (0)	0.0m (0)	3:18.79	29.70s	31.99s

Finish Position and metres gained from 800m



PJ Harness Analyser

Sectional Analysis Software – Not just a formguide!

www.facebook.com/PJHarnessRacing



RISE Digital, Harness Racing Australia nor the provider accepts any responsibility for the completeness or accuracy of any of the information contained herein, and makes no representations about its suitability for any particular purpose. Users should make their own judgements about those matters and/or seek independent advice. You assume all risks associated with use of data provided on this page

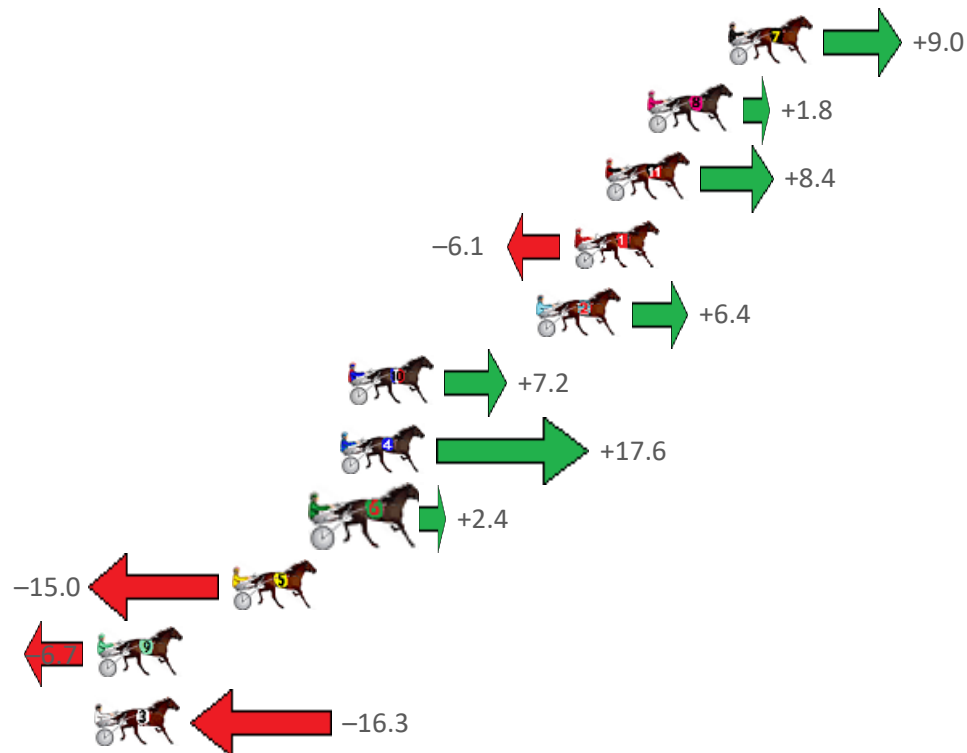
Pinjarra Race 10 Distance 1684m

Monday, 21 August 2023

Gross Time: 2:01.50 MileRate: 1:56.20 LeadTime: 5.00s First Qtr: 28.70s Second Qtr: 29.00s Third Qtr: 29.00s Fourth Qtr: 29.80s

NoHorse	Plc	Mar	800 Posi	400 Posi	Time	3rd Qtr	4th Qtr
7 TURN THE PAGE	1	0.0m	9.0m (1)	6.3m (2)	2:01.50	28.81s	29.34s
8 YANKEEDELIGHT	2	3.2m	5.0m (0)	4.4m (0)	2:01.75	28.96s	29.73s
11 QUIGGLEY	3	4.9m	13.3m (0)	12.6m (1)	2:01.88	28.96s	29.26s
1 SOHO CONFIDENTIA	4	6.1m	0.0m (0)	0.0m (0)	2:01.98	29.00s	30.28s
2 FLYIN DISCO	5	7.6m	14.0m (1)	12.6m (2)	2:02.09	28.91s	29.47s
10 SUNPATRA	6	15.1m	22.3m (1)	18.2m (2)	2:02.68	28.72s	29.65s
4 IM ARTICULATE	7	15.4m	33.0m (0)	27.0m (0)	2:02.70	28.59s	29.03s
6 ATLANTAS	8	16.1m	18.5m (0)	17.0m (0)	2:02.76	28.91s	29.82s
5 JUST ROC	9	19.7m	4.7m (1)	6.3m (1)	2:03.04	29.12s	30.88s
9 IM DRINKINDOUBLES	10	25.1m	18.4m (1)	18.2m (1)	2:03.46	29.00s	30.43s
3 STARLIGHT SONG	11	25.2m	8.9m (0)	10.0m (0)	2:03.47	29.09s	31.04s

Finish Position and metres gained from 800m



PJ Harness Analyser
Sectional Analysis Software – Not just a formguide!

www.facebook.com/PJHarnessRacing



RISE Digital, Harness Racing Australia nor the provider accepts any responsibility for the completeness or accuracy of any of the information contained herein, and makes no representations about its suitability for any particular purpose. Users should make their own judgements about those matters and/or seek independent advice. You assume all risks associated with use of data provided on this page