

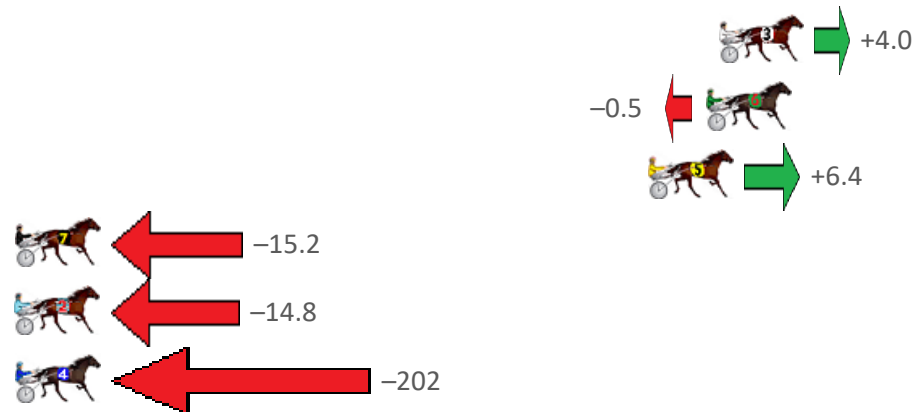
# Bunbury Race 1 Distance 1609m

Thursday, 14 September 2023

Gross Time: 1:58.00 MileRate: 1:58.00 LeadTime: 0.00s First Qtr: 29.50s Second Qtr: 31.50s Third Qtr: 29.00s Fourth Qtr: 28.00s

NoHorse	Plc	Mar	800 Posi	400 Posi	Time	3rd Qtr	4th Qtr
3 BANK NOTICE	1	0.0m	4.0m (0)	4.0m (0)	1:58.00	29.00s	27.72s
6 SHES A MARE	2	0.5m	0.0m (0)	0.0m (0)	1:58.04	29.00s	28.03s
5 DIAMOND WORLD	3	2.8m	9.2m (1)	2.6m (1)	1:58.21	28.53s	28.01s
7 STAR OF THE GALAX	4	28.8m	13.6m (1)	9.4m (1)	2:00.12	28.73s	29.35s
2 SPICE PACKAGE	5	31.4m	16.6m (0)	15.0m (0)	2:00.31	28.91s	29.14s
4 SATAN PRINCESS	6	213.1m	11.8m (0)	9.4m (0)	2:13.69	29.08s	42.18s

## Finish Position and metres gained from 800m



# PJ Harness Analyser

Sectional Analysis Software – Not just a formguide!

[www.facebook.com/PJHarnessRacing](https://www.facebook.com/PJHarnessRacing)



RISE Digital, Harness Racing Australia nor the provider accepts any responsibility for the completeness or accuracy of any of the information contained herein, and makes no representations about its suitability for any particular purpose. Users should make their own judgements about those matters and/or seek independent advice. You assume all risks associated with use of data provided on this page

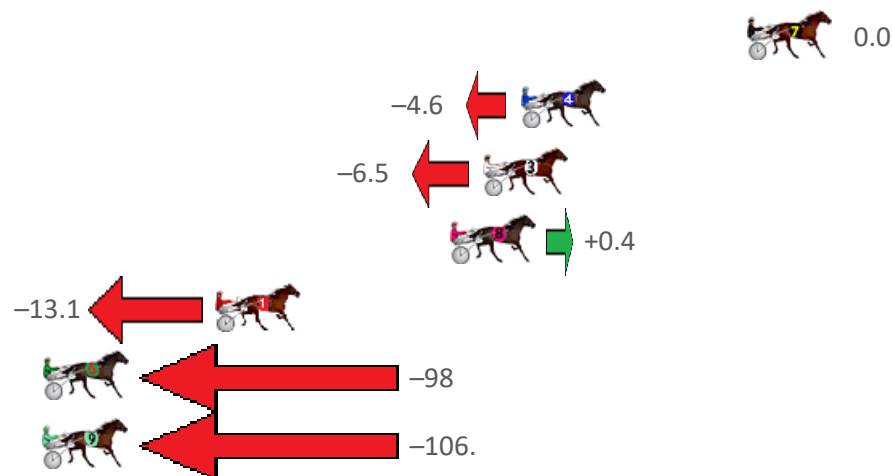
# Bunbury Race 2 Distance 2100m

Thursday, 14 September 2023

Gross Time: 2:36.90 MileRate: 2:00.20 LeadTime: 36.70s First Qtr: 31.00s Second Qtr: 30.60s Third Qtr: 28.90s Fourth Qtr: 29.70s

NoHorse	Plc	Mar	800 Posi	400 Posi	Time	3rd Qtr	4th Qtr
7 HEAVENLY BLISS	1	0.0m	0.0m (0)	0.0m (0)	2:36.90	28.90s	29.70s
4 BEACH CAPTAIN	2	9.0m	4.4m (1)	2.2m (1)	2:37.60	28.73s	30.20s
3 DEVILISH GRIN	3	10.5m	4.0m (0)	6.6m (0)	2:37.72	29.09s	29.99s
8 JORDANO	4	11.8m	12.2m (0)	15.6m (0)	2:37.82	29.15s	29.42s
1 THINGS CHANGE	5	21.1m	8.0m (0)	12.0m (1)	2:38.54	29.18s	30.37s
6 TIMES TICKIN	6	110.4m	13.2m (1)	31.0m (0)	2:45.49	30.12s	35.56s
9 SHOOT FOR STARDO	7	114.3m	8.0m (1)	21.6m (1)	2:45.80	29.80s	36.54s

Finish Position and metres gained from 800m



## PJ Harness Analyser

Sectional Analysis Software – Not just a formguide!

[www.facebook.com/PJHarnessRacing](https://www.facebook.com/PJHarnessRacing)



RISE Digital, Harness Racing Australia nor the provider accepts any responsibility for the completeness or accuracy of any of the information contained herein, and makes no representations about its suitability for any particular purpose. Users should make their own judgements about those matters and/or seek independent advice. You assume all risks associated with use of data provided on this page

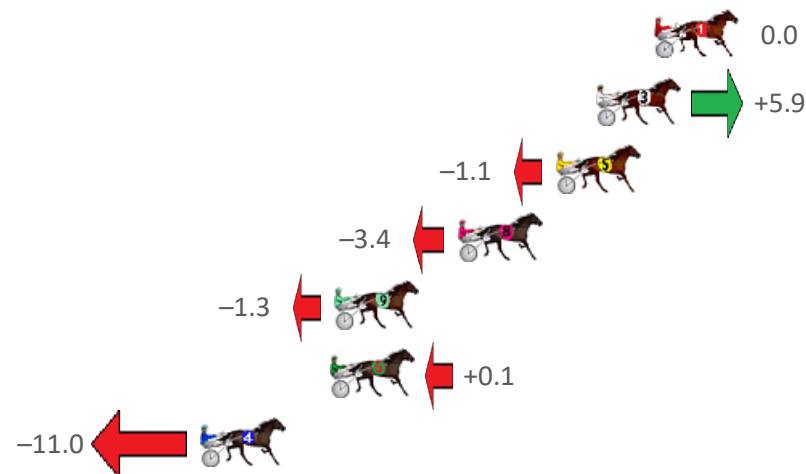
# Bunbury Race 3 Distance 2100m

Thursday, 14 September 2023

Gross Time: 2:37.70 MileRate: 2:00.90 LeadTime: 37.90s First Qtr: 31.30s Second Qtr: 31.10s Third Qtr: 28.30s Fourth Qtr: 29.10s

NoHorse	Plc	Mar	800 Posi	400 Posi	Time	3rd Qtr	4th Qtr
1 AMERICAN MONARC	1	0.0m	0.0m (0)	0.0m (0)	2:37.70	28.30s	29.10s
3 MORISSETTE	2	2.3m	8.2m (0)	7.8m (1)	2:37.88	28.28s	28.70s
5 TILLY SWIFT	3	3.9m	2.8m (1)	1.2m (1)	2:38.00	28.18s	29.30s
8 MONTEGO	4	7.8m	4.4m (0)	4.4m (0)	2:38.30	28.30s	29.35s
9 EASTON QUALITY	5	12.7m	11.4m (1)	12.4m (3)	2:38.67	28.37s	29.12s
6 IDEAL IVANA	6	12.9m	13.0m (0)	16.8m (0)	2:38.68	28.58s	28.82s
4 FEELING EMPATHY	7	18.0m	7.0m (1)	8.8m (2)	2:39.07	28.42s	29.77s

## Finish Position and metres gained from 800m



# PJ Harness Analyser

Sectional Analysis Software – Not just a formguide!

[www.facebook.com/PJHarnessRacing](https://www.facebook.com/PJHarnessRacing)



RISE Digital, Harness Racing Australia nor the provider accepts any responsibility for the completeness or accuracy of any of the information contained herein, and makes no representations about its suitability for any particular purpose. Users should make their own judgements about those matters and/or seek independent advice. You assume all risks associated with use of data provided on this page

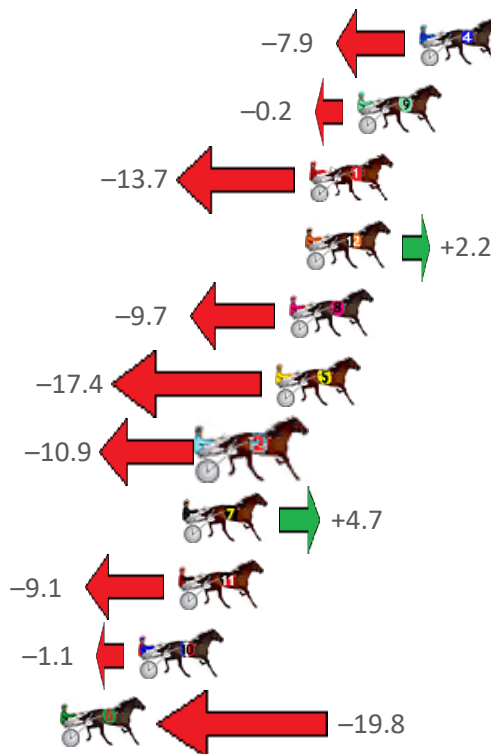
# Bunbury Race 4 Distance 1609m

Thursday, 14 September 2023

Gross Time: 1:55.00 MileRate: 1:55.00 LeadTime: 0.00s First Qtr: 27.60s Second Qtr: 29.30s Third Qtr: 28.40s Fourth Qtr: 29.70s

NoHorse	Plc	Mar	800 Posi	400 Posi	Time	3rd Qtr	4th Qtr
3 SHAKIRA BLUE	1	0.0m	0.0m (0)	0.0m (0)	1:55.00	28.40s	29.70s
4 TRIROYALE BRIGADE	2	13.7m	5.8m (1)	9.0m (1)	1:56.07	28.62s	30.05s
9 LETS ROCK TONIGHT	3	16.2m	16.0m (1)	17.4m (2)	1:56.26	28.50s	29.61s
1 FIREPLAY	4	18.1m	4.4m (0)	4.6m (0)	1:56.41	28.39s	30.70s
12 ACOLTNAMEDSU	5	18.2m	20.4m (1)	22.4m (2)	1:56.42	28.55s	29.39s
8 ROCKIN JETSTAR	6	18.9m	9.2m (0)	9.8m (0)	1:56.47	28.43s	30.37s
5 TAHI	7	19.4m	2.0m (1)	4.8m (1)	1:56.51	28.58s	30.78s
2 FLYING TO WIN	8	22.1m	11.2m (1)	14.2m (1)	1:56.72	28.60s	30.28s
7 DYNAMITE DOLLY	9	23.1m	27.8m (0)	23.8m (1)	1:56.80	28.11s	29.65s
11 FLAMING CULLEN	10	23.3m	14.2m (0)	15.2m (0)	1:56.81	28.46s	30.30s
10 I SEE FIRE	11	24.9m	23.8m (0)	23.2m (0)	1:56.94	28.35s	29.83s
6 OUR SURROGATE	12	47.6m	27.8m (1)	30.2m (0)	1:58.70	28.55s	30.98s

Finish Position and metres gained from 800m



**PJ Harness Analyser**  
Sectional Analysis Software - Not just a formguide!

www.facebook.com/PJHarnessRacing



RISE Digital, Harness Racing Australia nor the provider accepts any responsibility for the completeness or accuracy of any of the information contained herein, and makes no representations about its suitability for any particular purpose. Users should make their own judgements about those matters and/or seek independent advice. You assume all risks associated with use of data provided on this page

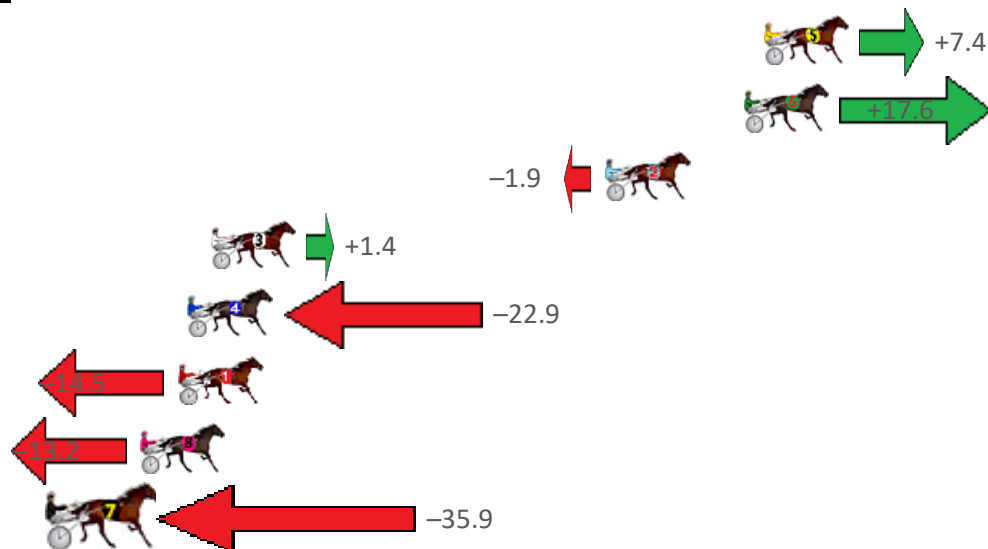
# Bunbury Race 5 Distance 1609m

Thursday, 14 September 2023

Gross Time: 1:57.00 MileRate: 1:57.00 LeadTime: 0.00s First Qtr: 27.30s Second Qtr: 29.60s Third Qtr: 29.30s Fourth Qtr: 30.90s

NoHorse	Plc	Mar	800 Posi	400 Posi	Time	3rd Qtr	4th Qtr
5 SWEET DUNCAN	1	0.0m	7.4m (1)	2.8m (2)	1:57.00	28.96s	30.68s
6 THE BEAUDSTER	2	0.8m	18.4m (0)	9.4m (2)	1:57.06	28.64s	30.24s
2 HEART OF SAHARA	3	6.3m	4.4m (0)	4.2m (0)	1:57.51	29.28s	31.06s
3 ATLANTAS	4	22.0m	23.4m (0)	12.6m (1)	1:58.78	28.47s	31.62s
4 MISTER KOPA	5	22.9m	0.0m (0)	0.0m (0)	1:58.85	29.25s	32.66s
1 OCTAVIA	6	23.3m	8.8m (0)	9.4m (0)	1:58.88	29.32s	31.97s
8 PADDITUDE	7	24.8m	11.6m (1)	10.2m (3)	1:59.00	29.17s	32.02s
7 SCUTTLEBUTT	8	36.1m	0.2m (1)	6.6m (1)	1:59.92	29.72s	33.17s

Finish Position and metres gained from 800m



## PJ Harness Analyser

Sectional Analysis Software – Not just a formguide!

[www.facebook.com/PJHarnessRacing](https://www.facebook.com/PJHarnessRacing)



RISE Digital, Harness Racing Australia nor the provider accepts any responsibility for the completeness or accuracy of any of the information contained herein, and makes no representations about its suitability for any particular purpose. Users should make their own judgements about those matters and/or seek independent advice. You assume all risks associated with use of data provided on this page

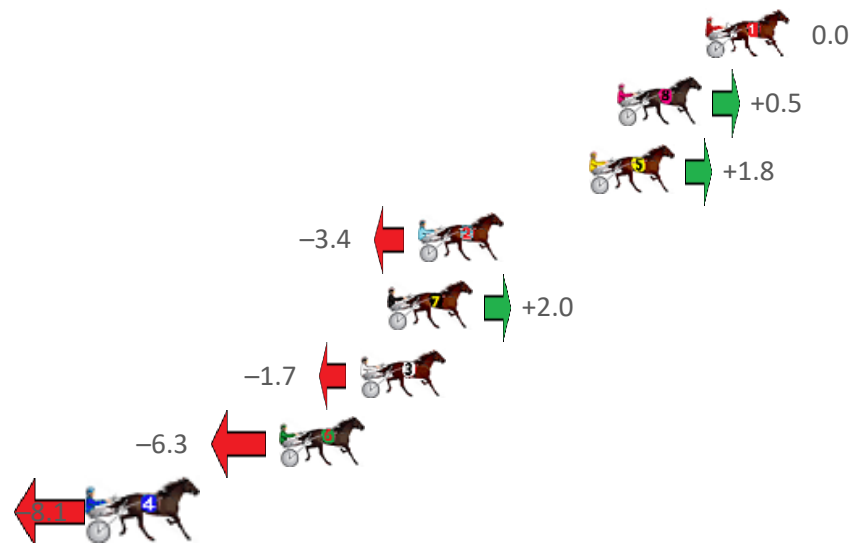
# Bunbury Race 6 Distance 2569m

Thursday, 14 September 2023

Gross Time: 3:13.10 MileRate: 2:01.00 LeadTime: 74.30s First Qtr: 31.20s Second Qtr: 30.50s Third Qtr: 28.90s Fourth Qtr: 28.20s

NoHorse	Plc	Mar	800 Posi	400 Posi	Time	3rd Qtr	4th Qtr
1 JACKPOT JOE	1	0.0m	0.0m (0)	0.0m (0)	3:13.10	28.90s	28.20s
8 BETTOR CLASS	2	3.5m	4.0m (0)	4.0m (0)	3:13.36	28.90s	28.16s
5 ALTA QUEEN	3	4.6m	6.4m (1)	3.4m (1)	3:13.44	28.69s	28.28s
2 BETTOR MOVE ALON	4	11.4m	8.0m (0)	8.6m (0)	3:13.94	28.95s	28.40s
7 GOLD HORSESHOE	5	12.6m	14.6m (1)	11.8m (1)	3:14.03	28.70s	28.26s
3 DELIGHTFUL MANDY	6	13.7m	12.0m (0)	13.0m (0)	3:14.12	28.97s	28.25s
6 CAPTAINS BEACHBA	7	16.9m	10.6m (1)	7.6m (1)	3:14.35	28.70s	28.85s
4 ISAIDBOO	8	24.1m	16.0m (0)	17.2m (0)	3:14.89	28.99s	28.68s

## Finish Position and metres gained from 800m



# PJ Harness Analyser

Sectional Analysis Software – Not just a formguide!

[www.facebook.com/PJHarnessRacing](https://www.facebook.com/PJHarnessRacing)



RISE Digital, Harness Racing Australia nor the provider accepts any responsibility for the completeness or accuracy of any of the information contained herein, and makes no representations about its suitability for any particular purpose. Users should make their own judgements about those matters and/or seek independent advice. You assume all risks associated with use of data provided on this page

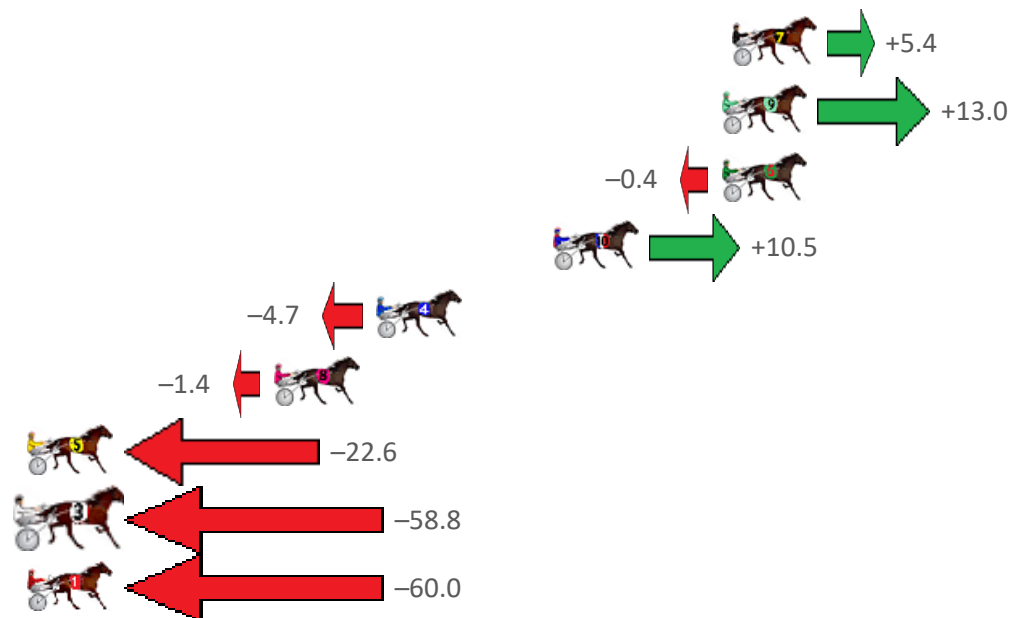
# Bunbury Race 7 Distance 2100m

Thursday, 14 September 2023

Gross Time: 2:35.80 MileRate: 1:59.40 LeadTime: 37.20s First Qtr: 31.70s Second Qtr: 30.00s Third Qtr: 28.30s Fourth Qtr: 28.60s

NoHorse	Plc	Mar	800 Posi	400 Posi	Time	3rd Qtr	4th Qtr
7 LOMBO MITCHINSO	1	0.0m	5.4m (1)	4.6m (0)	2:35.80	28.25s	28.27s
9 MISTER RIDGEWELL	2	0.4m	13.4m (1)	13.2m (2)	2:35.83	28.29s	27.69s
6 WILLIAM GEES LEGA	3	0.4m	0.0m (0)	0.0m (0)	2:35.83	28.30s	28.63s
10 HAYWIRE	4	7.1m	17.6m (1)	18.8m (2)	2:36.33	28.39s	27.77s
4 DISCO DYNAMO	5	14.1m	9.4m (1)	9.8m (1)	2:36.86	28.33s	28.91s
8 IDEAL WHITBY	6	18.2m	16.8m (0)	22.6m (1)	2:37.17	28.71s	28.29s
5 SON OF STARKY	7	31.2m	8.6m (0)	15.2m (1)	2:38.14	28.76s	29.74s
3 GOODONYA MATE	8	63.2m	4.4m (0)	10.2m (0)	2:40.55	28.69s	32.37s
1 BABYSGOTBLUEYES	9	73.0m	13.0m (0)	23.2m (0)	2:41.28	29.00s	32.14s

## Finish Position and metres gained from 800m



# PJ Harness Analyser

Sectional Analysis Software - Not just a formguide!

[www.facebook.com/PJHarnessRacing](https://www.facebook.com/PJHarnessRacing)



RISE Digital, Harness Racing Australia nor the provider accepts any responsibility for the completeness or accuracy of any of the information contained herein, and makes no representations about its suitability for any particular purpose. Users should make their own judgements about those matters and/or seek independent advice. You assume all risks associated with use of data provided on this page