

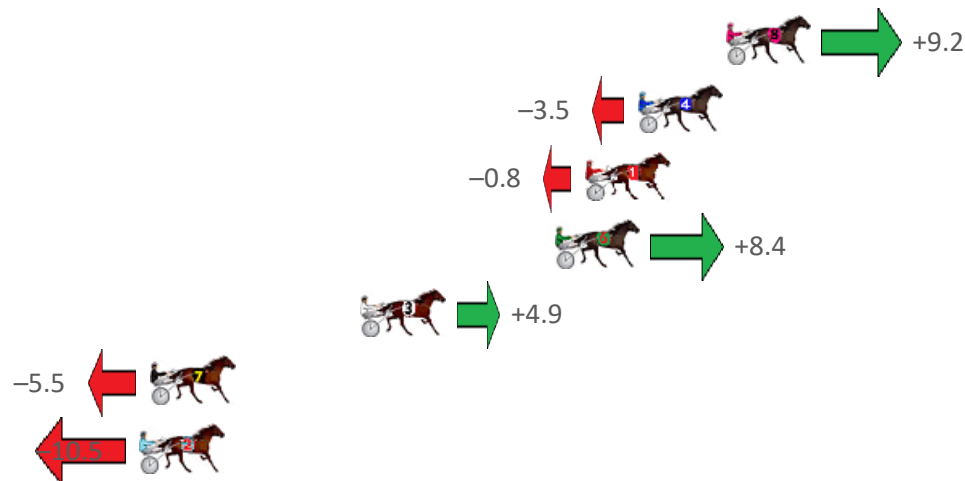
Bunbury Race 1 Distance 2100m

Wednesday, 27 September 2023

Gross Time: 2:35.90 MileRate: 1:59.50 LeadTime: 36.20s First Qtr: 32.00s Second Qtr: 31.00s Third Qtr: 28.20s Fourth Qtr: 28.50s

NoHorse	Plc	Mar	800 Posi	400 Posi	Time	3rd Qtr	4th Qtr
8 HEARTOFAHLIA	1	0.0m	9.2m (1)	3.4m (1)	2:35.90	27.79s	28.26s
4 DIAMOND WORLD	2	3.5m	0.0m (0)	0.0m (0)	2:36.16	28.20s	28.75s
1 SEASIDE GEM	3	5.6m	4.8m (0)	7.4m (0)	2:36.32	28.38s	28.37s
6 DOUSEEME	4	6.8m	15.2m (1)	9.8m (1)	2:36.41	27.82s	28.29s
3 WORLD SECRET	5	14.5m	19.4m (1)	17.8m (1)	2:36.99	28.09s	28.27s
7 LUNETTA	6	22.9m	17.4m (0)	18.6m (0)	2:37.61	28.28s	28.80s
2 SATAN PRINCESS	7	23.3m	12.8m (0)	13.2m (0)	2:37.64	28.22s	29.22s

Finish Position and metres gained from 800m



PJ Harness Analyser

Sectional Analysis Software – Not just a formguide!

www.facebook.com/PJHarnessRacing



RISE Digital, Harness Racing Australia nor the provider accepts any responsibility for the completeness or accuracy of any of the information contained herein, and makes no representations about its suitability for any particular purpose. Users should make their own judgements about those matters and/or seek independent advice. You assume all risks associated with use of data provided on this page

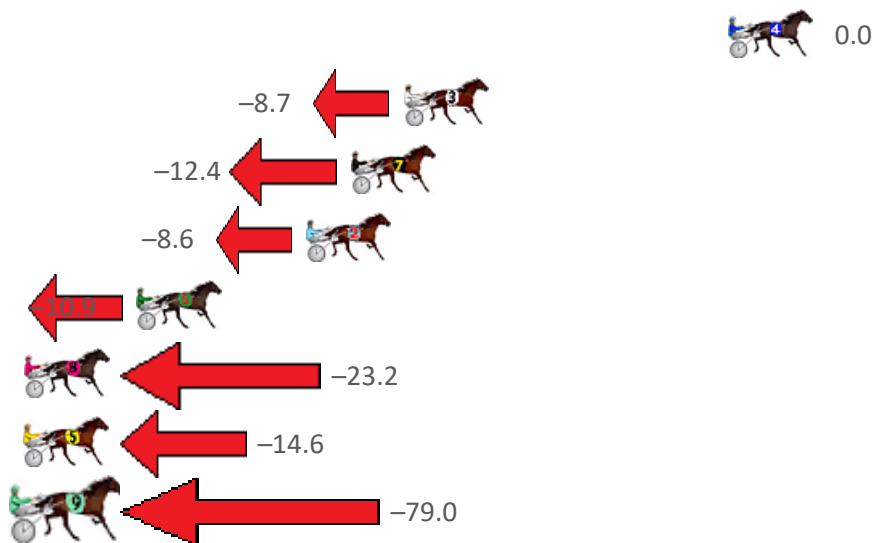
Bunbury Race 2 Distance 2100m

Wednesday, 27 September 2023

Gross Time: 2:35.10 MileRate: 1:58.80 LeadTime: 36.80s First Qtr: 30.60s Second Qtr: 31.20s Third Qtr: 27.90s Fourth Qtr: 28.60s

NoHorse	Plc	Mar	800 Posi	400 Posi	Time	3rd Qtr	4th Qtr
4 EKARA NAVAJO	1	0.0m	0.0m (0)	0.0m (0)	2:35.10	27.90s	28.60s
3 MISTER KOPA	2	12.9m	4.2m (0)	4.0m (0)	2:36.07	27.88s	29.23s
7 INDOMITABLE SYMB	3	15.0m	2.6m (1)	2.8m (1)	2:36.23	27.90s	29.47s
2 TORREVEAN PINKY	4	16.8m	8.2m (0)	8.0m (0)	2:36.36	27.88s	29.23s
6 DEVILISH GRIN	5	23.5m	12.6m (0)	13.8m (0)	2:36.86	27.98s	29.29s
8 READY TO ATTACK	6	31.0m	7.8m (1)	8.8m (1)	2:37.43	27.95s	30.18s
5 EILEENMAY	7	31.6m	17.0m (0)	13.4m (1)	2:37.47	27.63s	29.89s
9 JORDANO	8	97.6m	18.6m (1)	28.0m (0)	2:42.43	28.50s	33.55s

Finish Position and metres gained from 800m



PJ Harness Analyser

Sectional Analysis Software – Not just a formguide!

www.facebook.com/PJHarnessRacing



RISE Digital, Harness Racing Australia nor the provider accepts any responsibility for the completeness or accuracy of any of the information contained herein, and makes no representations about its suitability for any particular purpose. Users should make their own judgements about those matters and/or seek independent advice. You assume all risks associated with use of data provided on this page

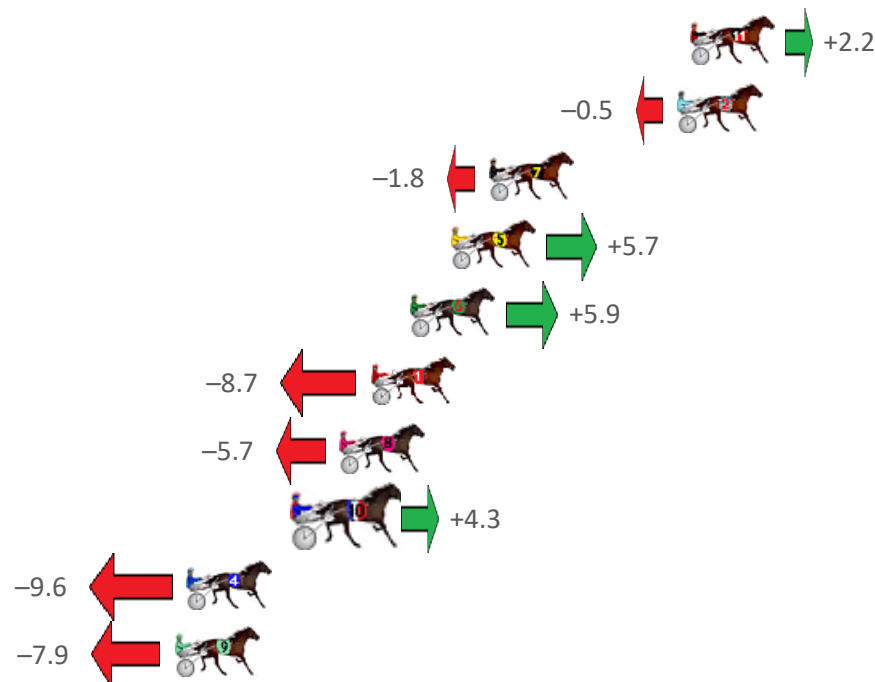
Bunbury Race 3 Distance 2100m

Wednesday, 27 September 2023

Gross Time: 2:35.40 MileRate: 1:59.10 LeadTime: 36.00s First Qtr: 29.90s Second Qtr: 31.30s Third Qtr: 29.40s Fourth Qtr: 28.80s

NoHorse	Plc	Mar	800 Posi	400 Posi	Time	3rd Qtr	4th Qtr
11 BARBADOS	1	0.0m	2.2m (1)	2.0m (1)	2:35.40	29.38s	28.66s
2 TAHI	2	0.5m	0.0m (0)	0.0m (0)	2:35.44	29.40s	28.84s
7 LETS ROCK TONIGHT	3	8.0m	6.2m (1)	8.4m (1)	2:36.00	29.56s	28.77s
5 FLAMING CULLEN	4	9.5m	15.2m (1)	16.0m (2)	2:36.12	29.45s	28.33s
6 OUR SURROGATE	5	11.1m	17.0m (0)	13.6m (0)	2:36.24	29.15s	28.62s
1 BEALAWYER	6	12.7m	4.0m (0)	5.8m (0)	2:36.36	29.54s	29.29s
8 LILLY LAGUNA	7	13.9m	8.2m (0)	13.0m (1)	2:36.45	29.75s	28.86s
10 PACIFIC EAGLE	8	15.3m	19.6m (1)	20.4m (2)	2:36.56	29.45s	28.43s
4 ROCKIN JETSTAR	9	20.0m	10.4m (1)	7.0m (2)	2:36.91	29.16s	29.73s
9 TIGER TOAST	10	20.5m	12.6m (0)	17.2m (1)	2:36.95	29.74s	29.04s

Finish Position and metres gained from 800m



PJ Harness Analyser

Sectional Analysis Software - Not just a formguide!

www.facebook.com/PJHarnessRacing



RISE Digital, Harness Racing Australia nor the provider accepts any responsibility for the completeness or accuracy of any of the information contained herein, and makes no representations about its suitability for any particular purpose. Users should make their own judgements about those matters and/or seek independent advice. You assume all risks associated with use of data provided on this page

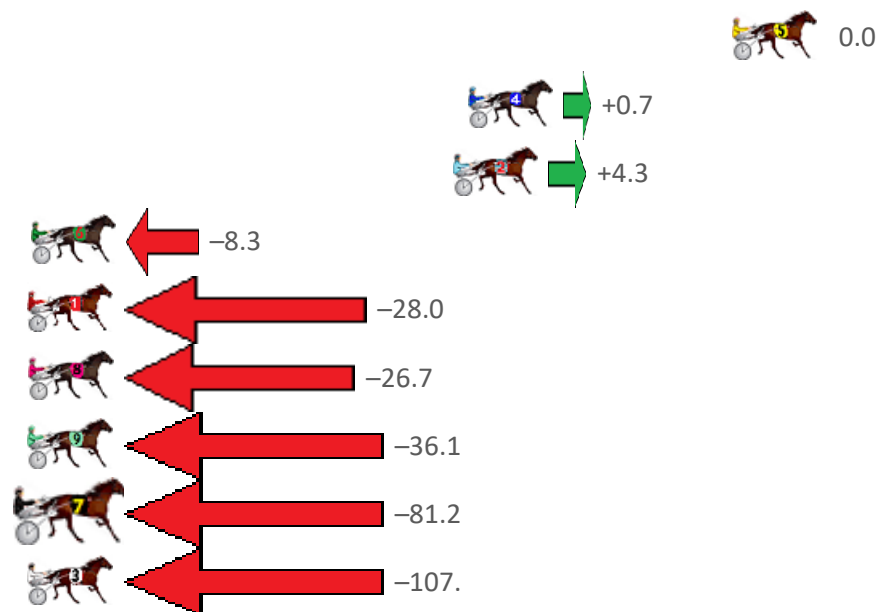
Bunbury Race 4 Distance 2100m

Wednesday, 27 September 2023

Gross Time: 2:33.40 MileRate: 1:57.50 LeadTime: 35.60s First Qtr: 30.60s Second Qtr: 29.50s Third Qtr: 29.30s Fourth Qtr: 28.40s

NoHorse	Plc	Mar	800 Posi	400 Posi	Time	3rd Qtr	4th Qtr
5 BELLISSIMO ACQUIS	1	0.0m	0.0m (0)	0.0m (0)	2:33.40	29.30s	28.40s
4 MISS HIGH FASHION	2	10.5m	11.2m (1)	7.2m (1)	2:34.18	29.02s	28.63s
2 EASTON QUALITY	3	11.1m	15.4m (1)	11.4m (1)	2:34.23	29.01s	28.38s
6 HEART OF SAHARA	4	27.9m	19.6m (1)	20.0m (2)	2:35.48	29.34s	28.96s
1 HEAVENLY BLISS	5	33.0m	5.0m (0)	6.8m (0)	2:35.86	29.46s	30.25s
8 EXTINCTION	6	35.7m	9.0m (0)	11.6m (0)	2:36.06	29.51s	30.10s
9 FLASH MOB	7	49.1m	13.0m (0)	17.0m (0)	2:37.06	29.62s	30.67s
7 RISKITFORDABISKIT	8	88.0m	6.8m (1)	20.8m (1)	2:39.97	30.38s	33.14s
3 OCTAVIA	9	127.3m	20.0m (0)	55.0m (0)	2:42.90	31.89s	33.50s

Finish Position and metres gained from 800m



PJ Harness Analyser

Sectional Analysis Software – Not just a formguide!

www.facebook.com/PJHarnessRacing



RISE Digital, Harness Racing Australia nor the provider accepts any responsibility for the completeness or accuracy of any of the information contained herein, and makes no representations about its suitability for any particular purpose. Users should make their own judgements about those matters and/or seek independent advice. You assume all risks associated with use of data provided on this page

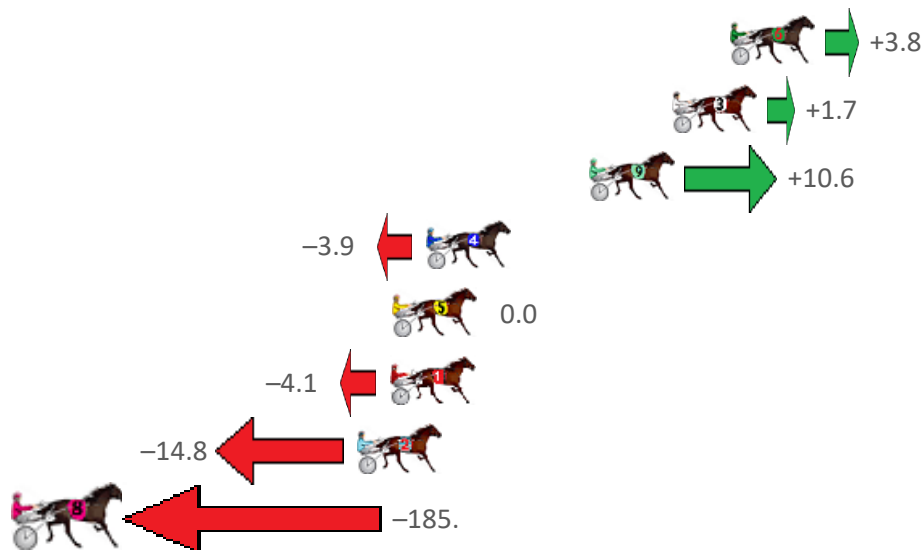
Bunbury Race 5 Distance 2100m

Wednesday, 27 September 2023

Gross Time: 2:30.60 MileRate: 1:55.40 LeadTime: 34.20s First Qtr: 30.10s Second Qtr: 29.60s Third Qtr: 28.00s Fourth Qtr: 28.70s

NoHorse	Plc	Mar	800 Posi	400 Posi	Time	3rd Qtr	4th Qtr
6 LONGREACH BAY	1	0.0m 3.8m (0)	4.2m (0)	2:30.60	28.03s	28.40s	
3 LUCCA	2	2.3m 4.0m (1)	0.0m (1)	2:30.77	27.72s	28.86s	
9 BETTOR MOVE ALON	3	5.6m 16.2m (1)	8.2m (0)	2:31.02	27.44s	28.51s	
4 RAMBO RABBIT	4	12.1m 8.2m (1)	4.8m (1)	2:31.51	27.75s	29.22s	
5 BEEN SCOOTIN	5	13.4m 13.4m (2)	10.6m (1)	2:31.61	27.80s	28.90s	
1 JACKPOT JOE	6	13.5m 9.4m (2)	7.2m (2)	2:31.62	27.84s	29.15s	
2 BETTOR CLASS	7	14.8m 0.0m (0)	0.0m (0)	2:31.72	27.99s	29.76s	
8 HI TOMMY	8	206.7m 20.8m (0)	100.0m (0)	2:46.17	33.49s	36.31s	

Finish Position and metres gained from 800m



PJ Harness Analyser

Sectional Analysis Software – Not just a formguide!

www.facebook.com/PJHarnessRacing



RISE Digital, Harness Racing Australia nor the provider accepts any responsibility for the completeness or accuracy of any of the information contained herein, and makes no representations about its suitability for any particular purpose. Users should make their own judgements about those matters and/or seek independent advice. You assume all risks associated with use of data provided on this page

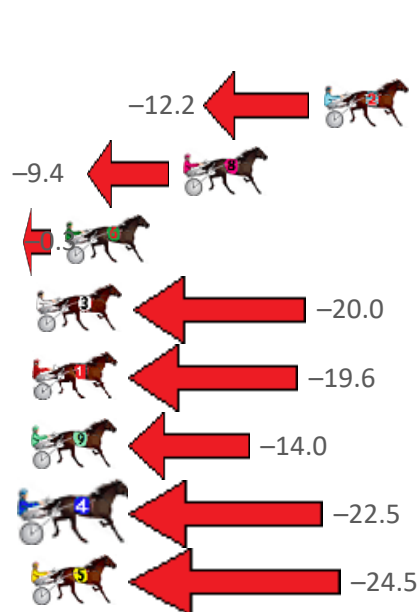
Bunbury Race 6 Distance 2100m

Wednesday, 27 September 2023

Gross Time: 2:29.50 MileRate: 1:54.60 LeadTime: 35.70s First Qtr: 29.70s Second Qtr: 30.40s Third Qtr: 26.60s Fourth Qtr: 27.10s

NoHorse	Plc	Mar	800 Posi	400 Posi	Time	3rd Qtr	4th Qtr
7 NEVER ENDING	1	0.0m	0.0m (0)	0.0m (0)	2:29.50	26.60s	27.10s
2 HALE SAINT LOUIE	2	16.4m	4.2m (0)	5.0m (0)	2:30.67	26.65s	27.87s
8 ROLLING FIRE	3	22.0m	12.6m (0)	17.4m (1)	2:31.07	26.92s	27.41s
6 MIKIS BEACH	4	26.7m	26.4m (0)	22.4m (1)	2:31.41	26.33s	27.39s
3 CALLMEWHATUWAN	5	27.8m	7.8m (1)	10.6m (1)	2:31.48	26.78s	28.26s
1 KOPPER KOTE	6	28.0m	8.4m (0)	11.4m (0)	2:31.50	26.79s	28.22s
9 MAGNUS VICTOR	7	31.6m	17.6m (0)	18.8m (0)	2:31.76	26.67s	27.96s
4 LOMBO MITCHINSO	8	34.5m	12.0m (1)	14.2m (2)	2:31.96	26.73s	28.47s
5 FRISKY STYX	9	46.9m	22.4m (1)	13.6m (3)	2:32.85	25.99s	29.34s

Finish Position and metres gained from 800m



PJ Harness Analyser

Sectional Analysis Software – Not just a formguide!

www.facebook.com/PJHarnessRacing



RISE Digital, Harness Racing Australia nor the provider accepts any responsibility for the completeness or accuracy of any of the information contained herein, and makes no representations about its suitability for any particular purpose. Users should make their own judgements about those matters and/or seek independent advice. You assume all risks associated with use of data provided on this page

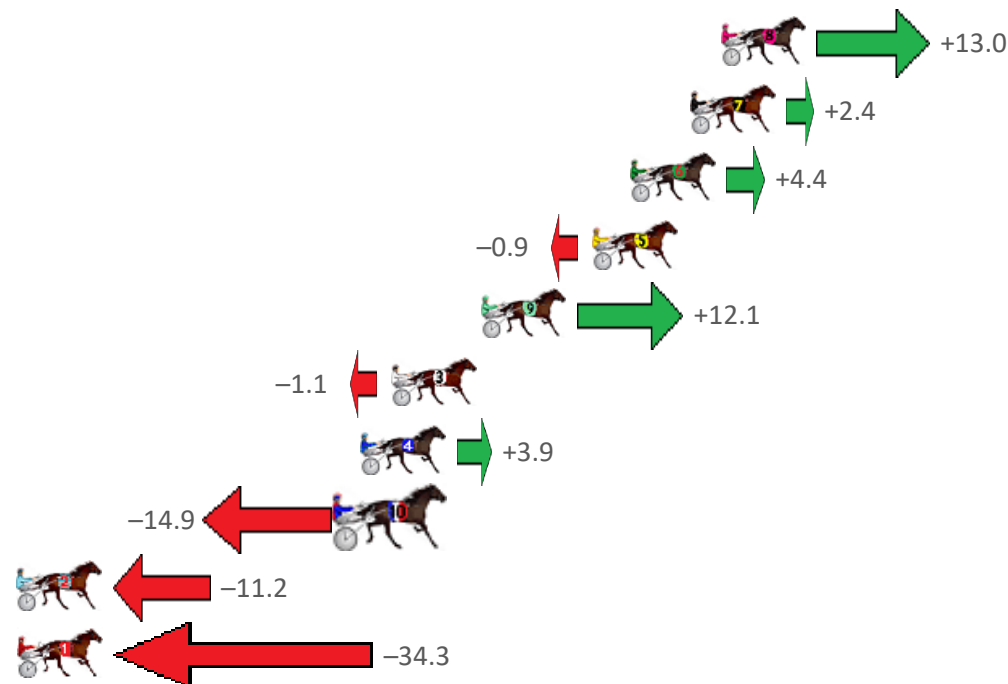
Bunbury Race 7 Distance 2100m

Wednesday, 27 September 2023

Gross Time: 2:33.00 MileRate: 1:57.20 LeadTime: 34.90s First Qtr: 30.30s Second Qtr: 29.40s Third Qtr: 28.70s Fourth Qtr: 29.70s

NoHorse	Plc	Mar	800 Posi	400 Posi	Time	3rd Qtr	4th Qtr
8 DISCO DYNAMO	1	0.0m	13.0m (0)	14.2m (1)	2:33.00	28.80s	28.65s
7 ADVANTAGE	2	1.2m	3.6m (1)	1.4m (1)	2:33.09	28.54s	29.69s
6 WILLIAM GEES LEGA	3	3.6m	8.0m (1)	5.6m (1)	2:33.28	28.53s	29.55s
5 TORREVEAN AMY	4	5.1m	4.2m (0)	4.2m (0)	2:33.40	28.70s	29.77s
9 CATCH THE RED EYE	5	9.5m	21.6m (1)	21.0m (2)	2:33.74	28.67s	28.85s
3 BATTLESCARD	6	13.1m	12.0m (1)	10.2m (1)	2:34.02	28.57s	29.91s
4 I SEE FIRE	7	14.3m	18.2m (0)	18.4m (1)	2:34.11	28.72s	29.40s
10 MISTER RIDGEWELL	8	14.9m	0.0m (0)	0.0m (0)	2:34.16	28.68s	30.80s
2 ART REVIVAL	9	28.8m	17.6m (1)	16.8m (2)	2:35.24	28.63s	30.59s
1 HOMECOMING QUE	10	43.3m	9.0m (0)	11.4m (0)	2:36.37	28.83s	32.06s

Finish Position and metres gained from 800m



PJ Harness Analyser

Sectional Analysis Software – Not just a formguide!

www.facebook.com/PJHarnessRacing



RISE Digital, Harness Racing Australia nor the provider accepts any responsibility for the completeness or accuracy of any of the information contained herein, and makes no representations about its suitability for any particular purpose. Users should make their own judgements about those matters and/or seek independent advice. You assume all risks associated with use of data provided on this page