

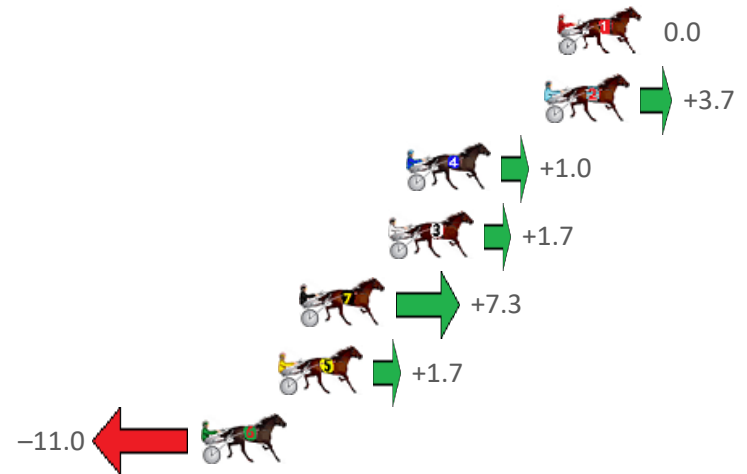
# Gloucester Park Race 1 Distance 1730m

Friday, 1 September 2023

Gross Time: 2:06.60 MileRate: 1:57.70 LeadTime: 7.80s First Qtr: 30.90s Second Qtr: 30.90s Third Qtr: 28.90s Fourth Qtr: 28.10s

NoHorse	Plc	Mar	800 Posi	400 Posi	Time	3rd Qtr	4th Qtr
1 OCTOBER REIGN	1	0.0m	0.0m (0)	0.0m (0)	2:06.60	28.90s	28.10s
2 LAMANDIER	2	0.5m	4.2m (0)	4.0m (0)	2:06.64	28.88s	27.86s
4 HIGH PRICE	3	6.0m	7.0m (1)	8.2m (1)	2:07.04	28.98s	27.96s
3 DEEORSE	4	6.7m	8.4m (0)	7.6m (0)	2:07.09	28.84s	28.05s
7 ULTIMATE ROCKER	5	10.2m	17.5m (0)	15.6m (1)	2:07.35	28.74s	27.75s
5 STREET APPEAL	6	11.1m	12.8m (0)	12.1m (0)	2:07.42	28.84s	28.06s
6 HEZ A CHANCE	7	14.1m	3.1m (1)	4.3m (1)	2:07.64	28.98s	28.84s

## Finish Position and metres gained from 800m





## PJ Harness Analyser

*Sectional Analysis Software - Not just a formguide!*

[www.facebook.com/PJHarnessRacing](http://www.facebook.com/PJHarnessRacing)



RISE Digital, Harness Racing Australia nor the provider accepts any responsibility for the completeness or accuracy of any of the information contained herein, and makes no representations about its suitability for any particular purpose. Users should make their own judgements about those matters and/or seek independent advice. You assume all risks associated with use of data provided on this page

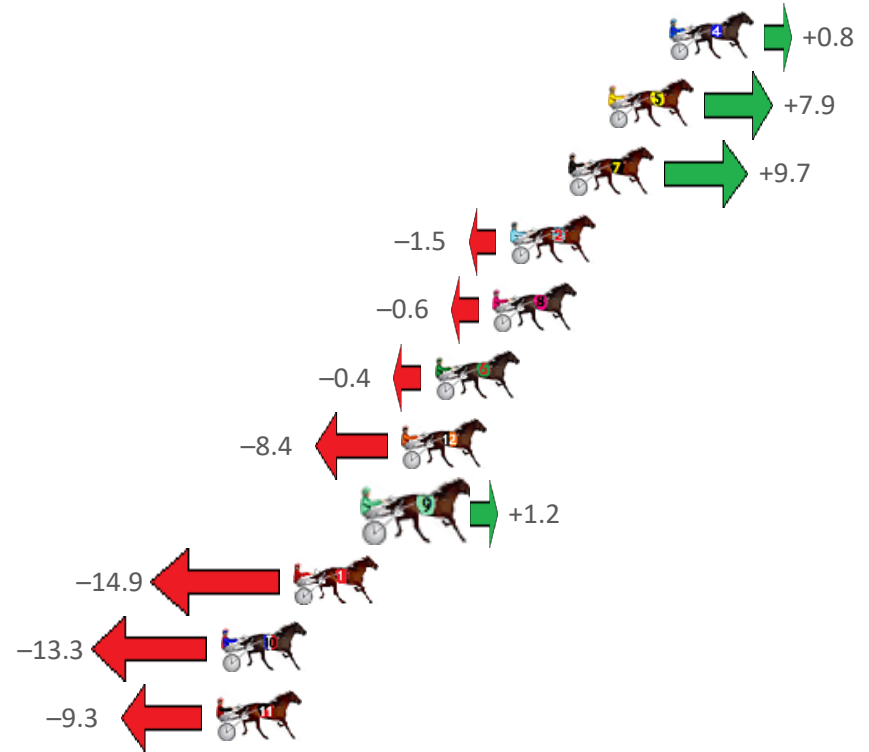
# Gloucester Park Race 2 Distance 2130m

Friday, 1 September 2023

Gross Time: 2:38.60 MileRate: 1:59.80 LeadTime: 38.70s First Qtr: 30.90s Second Qtr: 28.80s Third Qtr: 29.20s Fourth Qtr: 31.00s

NoHorse	Plc	Mar	800 Posi	400 Posi	Time	3rd Qtr	4th Qtr
4 LET IT LINGA	1	0.0m	0.8m (1)	0.8m (1)	2:38.60	29.20s	30.94s
5 MISS LAMARR	2	2.4m	10.3m (2)	11.8m (2)	2:38.79	29.33s	<b>30.28s</b>
7 DONTBESILLYCHILLI	3	4.0m	13.7m (1)	13.2m (1)	2:38.92	29.18s	30.29s
2 SHEZA BROMAC	4	6.3m	4.8m (1)	4.8m (1)	2:39.11	29.20s	31.12s
8 DAME VALOUR	5	7.0m	6.4m (2)	7.4m (2)	2:39.17	29.28s	30.97s
6 BEYOND THE SEA	6	9.3m	8.9m (1)	9.2m (1)	2:39.35	29.22s	31.01s
12 ROCKNROLL SASS	7	10.6m	2.2m (2)	3.4m (2)	2:39.46	29.27s	31.55s
9 SHEHADI	8	11.7m	12.9m (0)	13.2m (0)	2:39.55	29.23s	30.88s
1 FIVE BANGLES	9	14.9m	<b>0.0m (0)</b>	<b>0.0m (0)</b>	2:39.81	29.17s	32.15s
10 DIAMOND DAZE	10	17.8m	4.5m (0)	4.2m (0)	2:40.04	<b>29.15s</b>	32.05s
11 ALTA QUEEN	11	18.0m	8.7m (0)	9.2m (0)	2:40.06	29.22s	31.68s

Finish Position and metres gained from 800m





## PJ Harness Analyser

*Sectional Analysis Software - Not just a formguide!*

[www.facebook.com/PJHarnessRacing](http://www.facebook.com/PJHarnessRacing)



RISE Digital, Harness Racing Australia nor the provider accepts any responsibility for the completeness or accuracy of any of the information contained herein, and makes no representations about its suitability for any particular purpose. Users should make their own judgements about those matters and/or seek independent advice. You assume all risks associated with use of data provided on this page

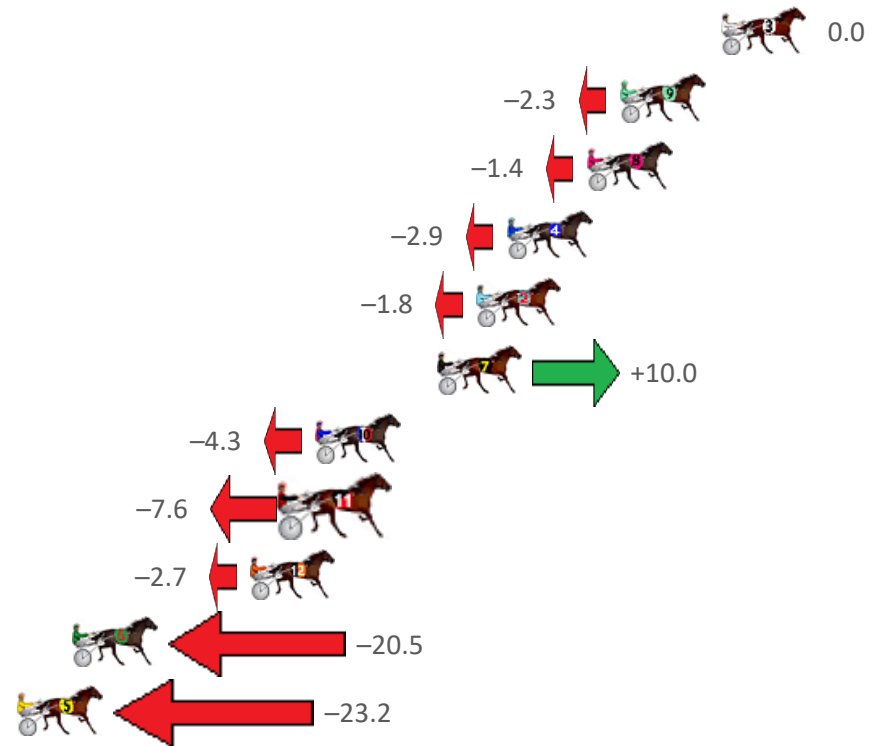
# Gloucester Park Race 3 Distance 2130m

Friday, 1 September 2023

Gross Time: 2:36.20 MileRate: 1:58.00 LeadTime: 36.90s First Qtr: 31.90s Second Qtr: 29.90s Third Qtr: 28.70s Fourth Qtr: 28.80s

NoHorse	Plc	Mar	800 Posi	400 Posi	Time	3rd Qtr	4th Qtr
3 KIMBLE	1	0.0m	0.0m (0)	0.0m (0)	2:36.20	28.70s	28.80s
9 MUSZTANG	2	4.0m	1.7m (1)	2.3m (1)	2:36.50	28.74s	28.94s
8 REGAL CHEVAL	3	5.3m	3.9m (0)	4.2m (0)	2:36.60	28.72s	28.90s
4 ONESMARTFELLA	4	8.5m	5.6m (1)	6.5m (1)	2:36.84	28.76s	28.98s
2 TROOPINGOFTHECO	5	9.7m	7.9m (0)	8.1m (0)	2:36.93	28.72s	28.95s
7 GETN WIGGY WITHIT	6	11.3m	21.3m (0)	17.4m (0)	2:37.05	28.42s	28.41s
10 THE KRAKEN	7	16.1m	11.8m (0)	12.0m (0)	2:37.42	28.72s	29.16s
11 ROBBIE EASTON	8	17.1m	9.5m (1)	11.0m (1)	2:37.49	28.80s	29.31s
12 CARRERA MACH	9	18.7m	16.0m (0)	12.9m (2)	2:37.61	28.48s	29.29s
6 CLOUD NINE	10	25.8m	5.3m (2)	4.5m (2)	2:38.15	28.64s	30.43s
5 AMAZING AMERICA	11	32.7m	9.5m (2)	9.0m (2)	2:38.67	28.66s	30.63s

Finish Position and metres gained from 800m



## PJ Harness Analyser

Sectional Analysis Software - Not just a formguide!

[www.facebook.com/PJHarnessRacing](http://www.facebook.com/PJHarnessRacing)

RISE Digital, Harness Racing Australia nor the provider accepts any responsibility for the completeness or accuracy of any of the information contained herein, and makes no representations about its suitability for any particular purpose. Users should make their own judgements about those matters and/or seek independent advice. You assume all risks associated with use of data provided on this page

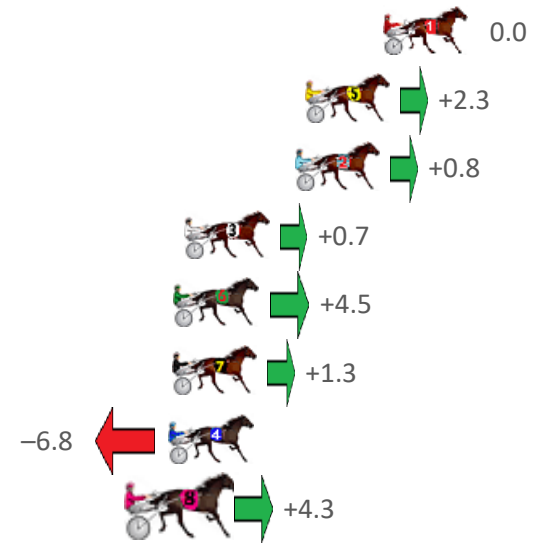
# Gloucester Park Race 4 Distance 2130m

Friday, 1 September 2023

Gross Time: 2:37.30 MileRate: 1:58.90 LeadTime: 39.80s First Qtr: 31.70s Second Qtr: 30.30s Third Qtr: 28.20s Fourth Qtr: 27.30s

NoHorse	Plc	Mar	800 Posi	400 Posi	Time	3rd Qtr	4th Qtr
1 PRINCE OF PLEASUR	1	0.0m	0.0m (0)	0.0m (0)	2:37.30	28.20s	27.30s
5 JUMPINGJACKMAC	2	3.1m	5.4m (1)	6.4m (1)	2:37.52	28.26s	27.08s
2 STEEL THE SHOW	3	3.5m	4.3m (0)	4.1m (0)	2:37.55	28.18s	27.27s
3 BLITZEMBYE	4	7.9m	8.6m (0)	8.1m (0)	2:37.87	28.16s	27.31s
6 VALENTINES BROOK	5	8.3m	12.8m (0)	12.2m (0)	2:37.90	28.14s	27.06s
7 DIEGO	6	8.4m	9.7m (1)	10.2m (1)	2:37.90	28.22s	27.20s
4 MEA CULPA	7	8.5m	1.7m (1)	2.6m (1)	2:37.91	28.26s	27.73s
8 VAMPIRO	8	9.7m	14.0m (1)	14.2m (1)	2:38.00	28.20s	27.02s

## Finish Position and metres gained from 800m





# PJ Harness Analyser

Sectional Analysis Software - Not just a formguide!

[www.facebook.com/PJHarnessRacing](http://www.facebook.com/PJHarnessRacing)



RISE Digital, Harness Racing Australia nor the provider accepts any responsibility for the completeness or accuracy of any of the information contained herein, and makes no representations about its suitability for any particular purpose. Users should make their own judgements about those matters and/or seek independent advice. You assume all risks associated with use of data provided on this page

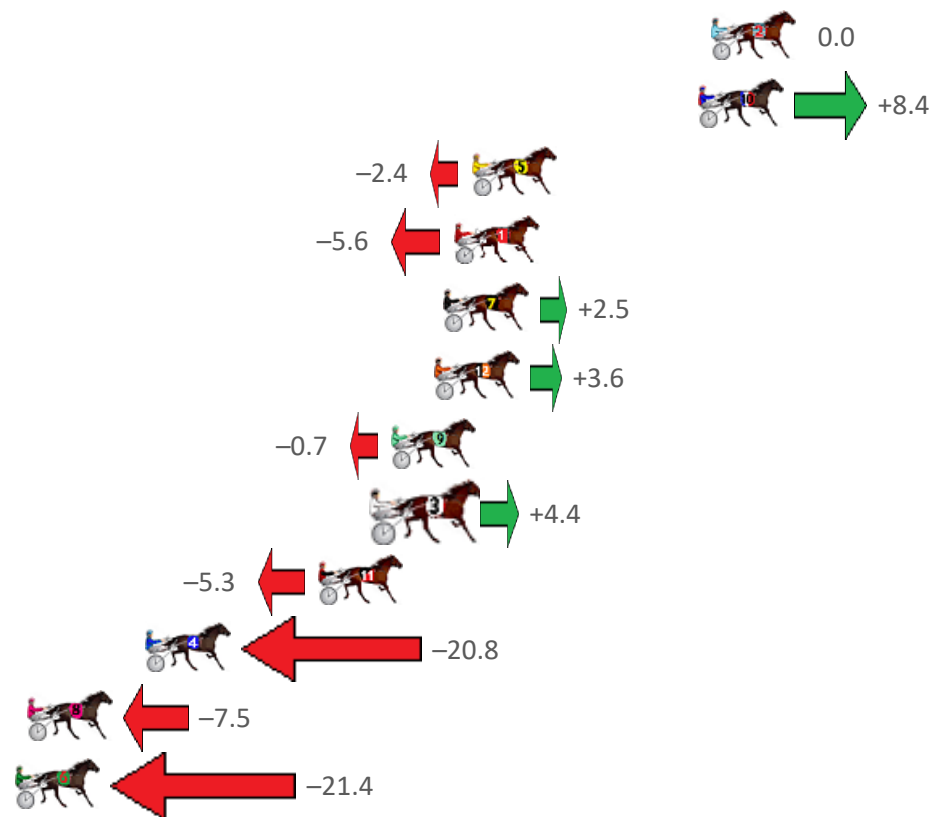
# Gloucester Park Race 5 Distance 2130m

Friday, 1 September 2023

Gross Time: 2:34.10 MileRate: 1:56.50 LeadTime: 36.30s First Qtr: 30.40s Second Qtr: 30.00s Third Qtr: 28.20s Fourth Qtr: 29.20s

NoHorse	Plc	Mar	800 Posi	400 Posi	Time	3rd Qtr	4th Qtr
2 YOU'RE SO FINE	1	0.0m	0.0m (0)	0.0m (0)	2:34.10	28.20s	29.20s
10 ALCOPONY	2	0.5m	8.9m (0)	13.2m (0)	2:34.14	28.52s	28.28s
5 CHAL PATCH	3	9.5m	7.1m (2)	6.4m (2)	2:34.83	28.15s	29.43s
1 TALKS UP A STORM	4	10.2m	4.6m (0)	9.0m (0)	2:34.88	28.51s	29.29s
7 ARDENS HORIZON	5	10.6m	13.1m (0)	17.6m (0)	2:34.91	28.53s	28.69s
12 GOODFELLAZ	6	11.0m	14.6m (1)	16.2m (3)	2:34.94	28.32s	28.82s
9 ARMA XFACTOR	7	12.7m	12.0m (2)	10.6m (2)	2:35.07	28.10s	29.35s
3 WHOS THE DAD	8	13.0m	17.4m (0)	19.6m (1)	2:35.10	28.37s	28.72s
11 SOHO DOW JONES	9	15.6m	10.3m (1)	14.8m (2)	2:35.29	28.52s	29.26s
4 WATCHING OUR COI	10	22.5m	1.7m (1)	7.0m (1)	2:35.82	28.56s	30.33s
8 HOPPYS WAY	11	27.2m	19.7m (1)	20.5m (2)	2:36.18	28.25s	29.69s
6 RAVEN BANNER	12	27.7m	6.3m (1)	11.2m (1)	2:36.22	28.53s	30.40s

## Finish Position and metres gained from 800m





## PJ Harness Analyser

Sectional Analysis Software - Not just a formguide!

[www.facebook.com/PJHarnessRacing](http://www.facebook.com/PJHarnessRacing)



RISE Digital, Harness Racing Australia nor the provider accepts any responsibility for the completeness or accuracy of any of the information contained herein, and makes no representations about its suitability for any particular purpose. Users should make their own judgements about those matters and/or seek independent advice. You assume all risks associated with use of data provided on this page

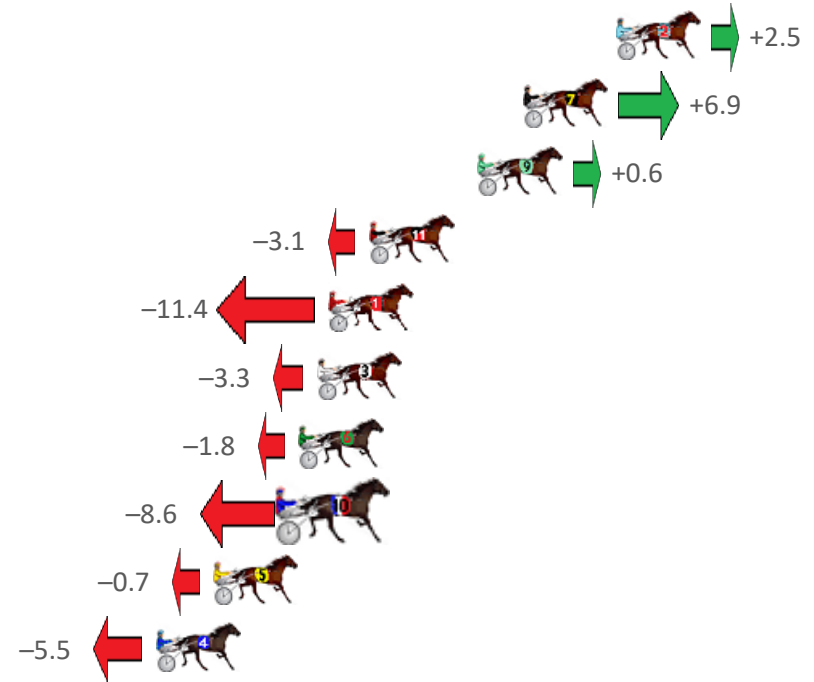
# Gloucester Park Race 6 Distance 2130m

Friday, 1 September 2023

Gross Time: 2:36.10 MileRate: 1:57.90 LeadTime: 36.30s First Qtr: 30.80s Second Qtr: 30.30s Third Qtr: 29.00s Fourth Qtr: 29.70s

NoHorse	Plc	Mar	800 Posi	400 Posi	Time	3rd Qtr	4th Qtr
2 CORDERO	1	0.0m	2.5m (1)	0.0m (1)	2:36.10	28.82s	29.70s
7 AMERICAN BULLITT	2	3.7m	10.6m (2)	6.3m (2)	2:36.39	28.70s	29.53s
9 SIMPLY SHAZ	3	5.5m	6.1m (2)	1.7m (2)	2:36.53	28.68s	30.01s
11 HENRIK LARSSON	4	9.8m	6.7m (1)	3.8m (1)	2:36.86	28.80s	30.18s
1 GEE SMITH	5	11.4m	0.0m (0)	0.3m (0)	2:36.99	29.02s	30.57s
3 NAME IN LIGHTS	6	11.9m	8.6m (0)	9.3m (0)	2:37.03	29.06s	29.95s
6 BEE JAYS BOY	7	12.6m	10.8m (1)	8.8m (1)	2:37.08	28.86s	30.04s
10 COOPER	8	13.0m	4.4m (0)	5.2m (0)	2:37.11	29.06s	30.33s
5 HAVE AGO JOE	9	16.0m	15.3m (1)	14.8m (1)	2:37.35	28.98s	29.87s
4 BROOKIES JET	10	18.3m	12.8m (0)	13.1m (0)	2:37.52	29.04s	30.17s

Finish Position and metres gained from 800m



## PJ Harness Analyser

Sectional Analysis Software - Not just a formguide!

www.facebook.com/PJHarnessRacing

RISE Digital, Harness Racing Australia nor the provider accepts any responsibility for the completeness or accuracy of any of the information contained herein, and makes no representations about its suitability for any particular purpose. Users should make their own judgements about those matters and/or seek independent advice. You assume all risks associated with use of data provided on this page



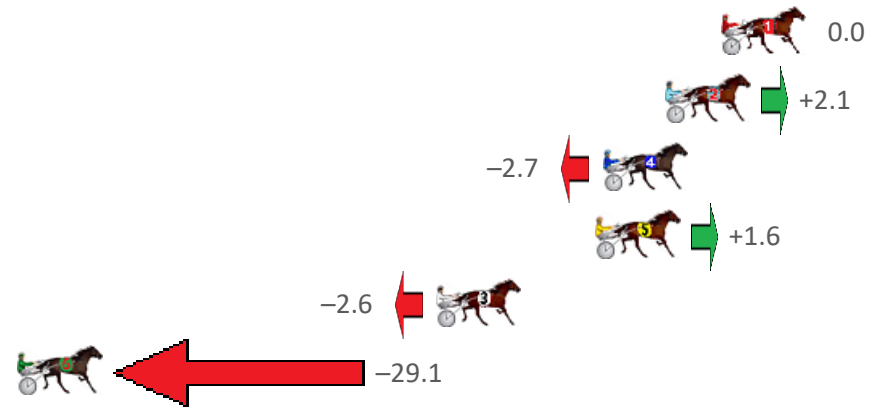
# Gloucester Park Race 7 Distance 1730m

Friday, 1 September 2023

Gross Time: 2:03.90 MileRate: 1:55.30 LeadTime: 7.80s First Qtr: 29.80s Second Qtr: 29.40s Third Qtr: 27.90s Fourth Qtr: 29.00s

NoHorse	Plc	Mar	800 Posi	400 Posi	Time	3rd Qtr	4th Qtr
1 MR FANTASTIC	1	0.0m	0.0m (0)	0.0m (0)	2:03.90	27.90s	29.00s
2 WATTS UP SUNSHIN	2	2.2m	4.3m (0)	4.3m (0)	2:04.07	27.90s	28.87s
4 BEAT CITY	3	4.7m	2.0m (1)	2.6m (1)	2:04.26	27.94s	29.18s
5 AMERICAN ARMA	4	5.0m	6.6m (1)	7.1m (1)	2:04.28	27.94s	28.88s
3 FIFTY FIVE REBORN	5	11.3m	8.7m (0)	9.1m (0)	2:04.76	27.94s	29.22s
6 HILLVIEW BONDI	6	69.2m	40.1m (0)	45.5m (0)	2:09.17	28.34s	31.05s

Finish Position and metres gained from 800m





## PJ Harness Analyser

Sectional Analysis Software - Not just a formguide!

[www.facebook.com/PJHarnessRacing](http://www.facebook.com/PJHarnessRacing)




# Gloucester Park Race 8 Distance 2503m

Friday, 1 September 2023

Gross Time: 3:13.60 MileRate: 2:04.50 LeadTime: 70.60s First Qtr: 31.10s Second Qtr: 31.40s Third Qtr: 30.00s Fourth Qtr: 30.50s

NoHorse	Plc	Mar	800 Posi	400 Posi	Time	3rd Qtr	4th Qtr
2 THATS NOT MY GAIT	1	0.0m	0.0m (0)	0.0m (0)	3:13.60	30.00s	30.50s
5 SKY EAGLE	2	27.8m	2.7m (1)	6.2m (1)	3:15.82	30.26s	32.26s
4 CHUMANI	3	28.7m	7.0m (1)	10.9m (1)	3:15.89	30.30s	31.97s
1 ABUNDANCE	4	29.6m	4.6m (0)	7.7m (0)	3:15.96	30.24s	32.28s
9 LUVAF LAIR	5	35.7m	16.4m (1)	16.8m (2)	3:16.45	30.04s	32.09s
8 PEACHEE	6	37.3m	11.8m (1)	14.8m (1)	3:16.58	30.23s	32.37s
6 MARENGO BAY	7	46.2m	26.7m (0)	29.8m (0)	3:17.29	30.25s	31.95s
10 KYVALLEY CLICHY	8	48.2m	14.8m (0)	20.5m (0)	3:17.45	30.44s	32.81s
3 CHICAGO H	9	50.5m	9.4m (0)	14.4m (0)	3:17.63	30.38s	33.45s
11 MAJESTIC COURTNE	10	52.5m	18.8m (0)	26.1m (0)	3:17.79	30.56s	32.73s

## Finish Position and metres gained from 800m





## PJ Harness Analyser

Sectional Analysis Software - Not just a formguide!

[www.facebook.com/PJHarnessRacing](http://www.facebook.com/PJHarnessRacing)



RISE Digital, Harness Racing Australia nor the provider accepts any responsibility for the completeness or accuracy of any of the information contained herein, and makes no representations about its suitability for any particular purpose. Users should make their own judgements about those matters and/or seek independent advice. You assume all risks associated with use of data provided on this page



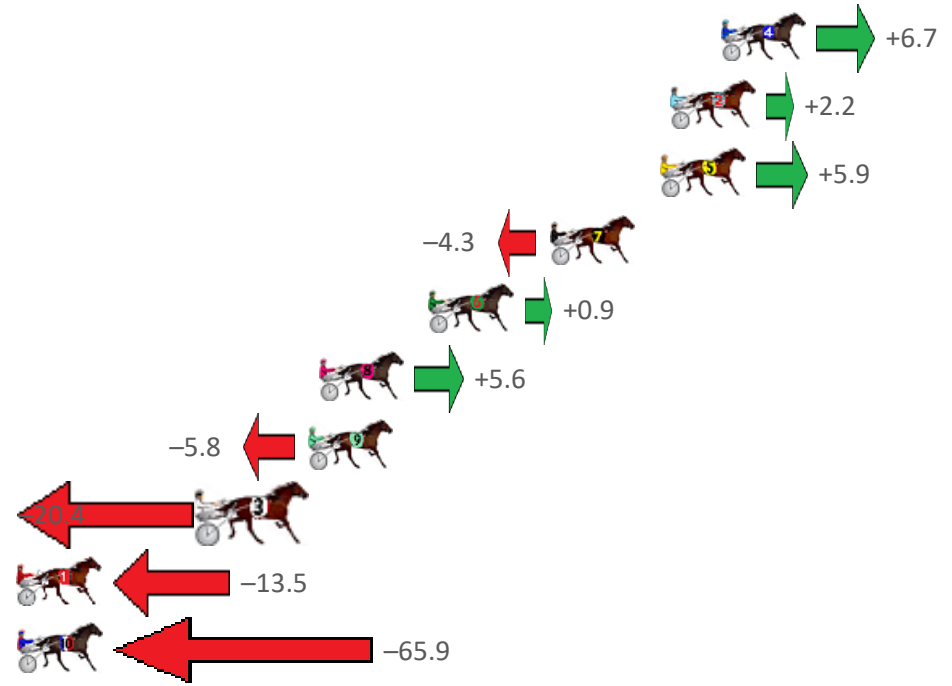
# Gloucester Park Race 9 Distance 2130m

Friday, 1 September 2023

Gross Time: 2:37.40 MileRate: 1:59.00 LeadTime: 36.90s First Qtr: 31.60s Second Qtr: 30.50s Third Qtr: 29.00s Fourth Qtr: 29.40s

NoHorse	Plc	Mar	800 Posi	400 Posi	Time	3rd Qtr	4th Qtr
4 GRAND COUTEAU	1	0.0m	6.7m (1)	4.9m (1)	2:37.40	28.87s	29.05s
2 RELATIVELY ARMA	2	2.0m	4.2m (0)	4.0m (0)	2:37.55	28.99s	29.26s
5 PRINCESS KATIE	3	2.4m	8.3m (0)	7.9m (0)	2:37.59	28.97s	29.02s
7 NASE VIRA	4	6.8m	2.5m (1)	1.3m (1)	2:37.92	28.91s	29.83s
6 CHILLI PUNTER	5	11.6m	12.5m (0)	12.0m (0)	2:38.29	28.97s	29.42s
8 SAN REMO BEACH	6	16.0m	21.6m (0)	24.1m (0)	2:38.63	29.19s	28.88s
9 WATER LOU	7	16.4m	10.6m (1)	9.3m (1)	2:38.66	28.91s	29.99s
3 COPY CAT QUEEN	8	20.4m	0.0m (0)	0.0m (0)	2:38.97	29.00s	30.97s
1 SPICE PACKAGE	9	30.2m	16.7m (0)	18.1m (0)	2:39.73	29.11s	30.42s
10 THE SWINDLER	10	158.0m	92.1m (0)	104.8m (0)	2:49.58	29.97s	33.97s

Finish Position and metres gained from 800m





## PJ Harness Analyser

Sectional Analysis Software - Not just a formguide!

[www.facebook.com/PJHarnessRacing](http://www.facebook.com/PJHarnessRacing)



RISE Digital, Harness Racing Australia nor the provider accepts any responsibility for the completeness or accuracy of any of the information contained herein, and makes no representations about its suitability for any particular purpose. Users should make their own judgements about those matters and/or seek independent advice. You assume all risks associated with use of data provided on this page

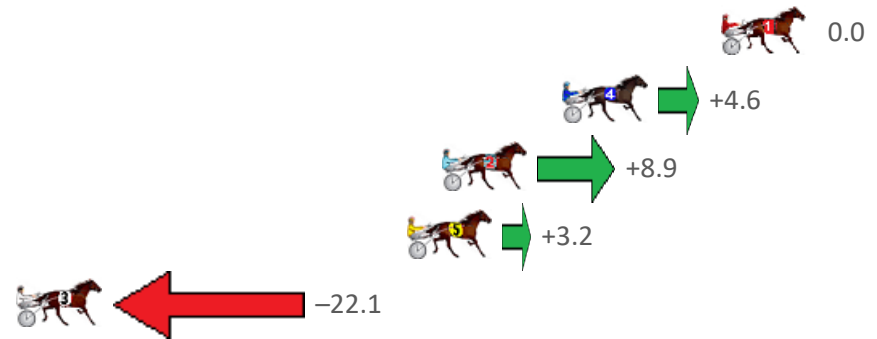
# Gloucester Park Race 10 Distance 2130m

Friday, 1 September 2023

Gross Time: 2:36.00    MileRate: 1:57.90    LeadTime: 39.90s    First Qtr: 31.10s    Second Qtr: 29.40s    Third Qtr: 28.20s    Fourth Qtr: 27.40s

NoHorse	Plc	Mar	800 Posi	400 Posi	Time	3rd Qtr	4th Qtr
1 LOUIE DIOR	1	0.0m	0.0m (0)	0.0m (0)	2:36.00	28.20s	27.40s
4 SORRIDERE	2	6.3m	10.9m (0)	7.9m (1)	2:36.45	27.98s	27.31s
2 NEVER ENDING	3	11.1m	20.0m (0)	16.8m (1)	2:36.80	27.96s	27.04s
5 IM THE BLACK FLASH	4	12.5m	15.7m (0)	10.5m (2)	2:36.90	27.82s	27.58s
3 VELOCPEDE	5	28.4m	6.3m (0)	6.1m (0)	2:38.05	28.18s	29.03s

## Finish Position and metres gained from 800m





## PJ Harness Analyser

Sectional Analysis Software - Not just a formguide!

[www.facebook.com/PJHarnessRacing](http://www.facebook.com/PJHarnessRacing)

