

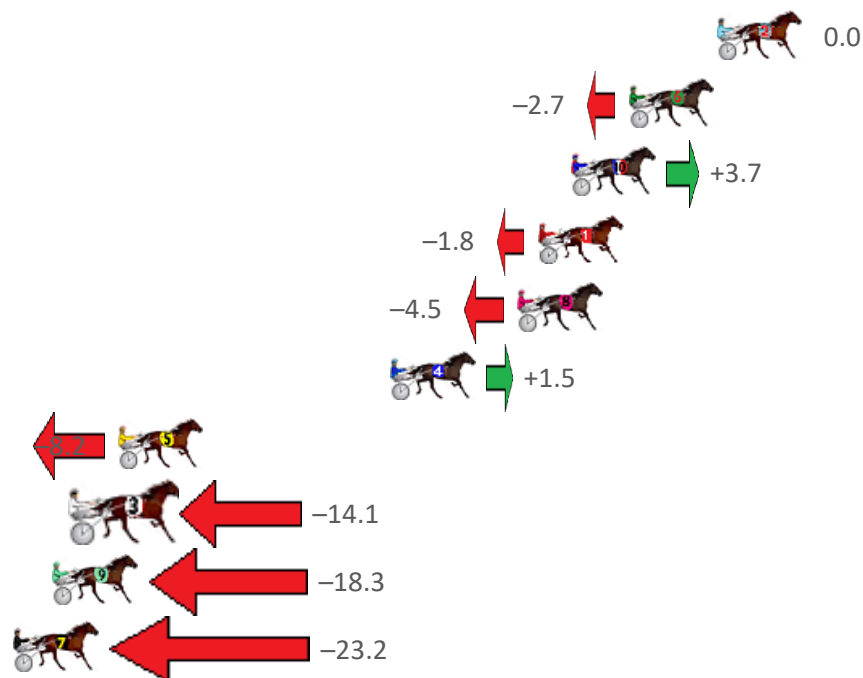
Gloucester Park Race 1 Distance 2130m

Tuesday, 5 September 2023

Gross Time: 2:40.50 MileRate: 2:01.20 LeadTime: 38.50s First Qtr: 31.70s Second Qtr: 32.10s Third Qtr: 28.90s Fourth Qtr: 29.30s

NoHorse	Plc	Mar	800 Posi	400 Posi	Time	3rd Qtr	4th Qtr
2 OUR STAR BILLING	1	0.0m	0.0m (0)	0.0m (0)	2:40.50	28.90s	29.30s
6 BLOCKJORG	2	3.5m	0.8m (1)	2.0m (1)	2:40.77	28.98s	29.43s
10 UNLUCKY	3	5.8m	9.5m (0)	10.0m (0)	2:40.95	28.94s	29.03s
1 LILLY LAGUNA	4	7.1m	5.3m (0)	5.5m (0)	2:41.05	28.92s	29.45s
8 DELIGHTFUL MANDY	5	7.9m	3.4m (2)	6.7m (1)	2:41.11	29.14s	29.43s
4 FOLLOW MY STRIDE	6	13.0m	14.5m (0)	16.0m (0)	2:41.50	29.02s	29.14s
5 TOO BEE WATCHING	7	23.8m	15.6m (1)	8.6m (2)	2:42.33	28.40s	30.50s
3 COURAGE OF LOMB	8	25.2m	11.1m (1)	19.4m (1)	2:42.44	29.50s	29.83s
9 BRAMANTE STEPS	9	26.4m	8.1m (2)	13.1m (2)	2:42.53	29.26s	30.38s
7 RISKITFORDABISKIT	10	29.9m	6.7m (1)	11.4m (1)	2:42.80	29.24s	30.78s

Finish Position and metres gained from 800m



PJ Harness Analyser

Sectional Analysis Software – Not just a formguide!

www.facebook.com/PJHarnessRacing



RISE Digital, Harness Racing Australia nor the provider accepts any responsibility for the completeness or accuracy of any of the information contained herein, and makes no representations about its suitability for any particular purpose. Users should make their own judgements about those matters and/or seek independent advice. You assume all risks associated with use of data provided on this page


Gloucester Park Race 2 Distance 2130m

Tuesday, 5 September 2023

Gross Time: 2:37.50 MileRate: 1:59.00 LeadTime: 37.70s First Qtr: 31.00s Second Qtr: 30.40s Third Qtr: 28.80s Fourth Qtr: 29.60s

NoHorse	Plc	Mar	800 Posi	400 Posi	Time	3rd Qtr	4th Qtr
8 ADVANTAGE	1	0.0m	1.4m (1)	0.6m (1)	2:37.50	28.74s	29.56s
7 FRANCESCO	2	6.5m	0.0m (0)	0.0m (0)	2:38.00	28.80s	30.10s
10 SHOOT THROUGH	3	11.2m	20.1m (0)	11.6m (1)	2:38.37	28.20s	29.63s
3 STRIKE MASTER	4	13.2m	9.8m (1)	5.5m (1)	2:38.52	28.50s	30.22s
9 MIKI DIAMONDS	5	14.9m	18.7m (1)	16.3m (1)	2:38.66	28.64s	29.57s
12 FRANKIE J HOLDEN	6	24.2m	14.0m (1)	14.7m (2)	2:39.38	28.86s	30.41s
5 GALVINSTON JOHN	7	25.5m	4.5m (0)	8.6m (0)	2:39.48	29.10s	30.96s
4 STARS OF GOLD	8	30.7m	5.6m (1)	13.5m (0)	2:39.88	29.38s	31.00s
1 SUNNIE BEACH	9	33.3m	15.9m (0)	22.3m (0)	2:40.08	29.28s	30.56s
11 WHERESTHETOWRO	10	45.0m	24.3m (0)	27.6m (0)	2:40.99	29.06s	31.09s
2 FOXY ROSE	11	50.1m	11.5m (0)	17.9m (0)	2:41.39	29.28s	32.19s

Finish Position and metres gained from 800m



PJ Harness Analyser

Sectional Analysis Software – Not just a formguide!

www.facebook.com/PJHarnessRacing



RISE Digital, Harness Racing Australia nor the provider accepts any responsibility for the completeness or accuracy of any of the information contained herein, and makes no representations about its suitability for any particular purpose. Users should make their own judgements about those matters and/or seek independent advice. You assume all risks associated with use of data provided on this page

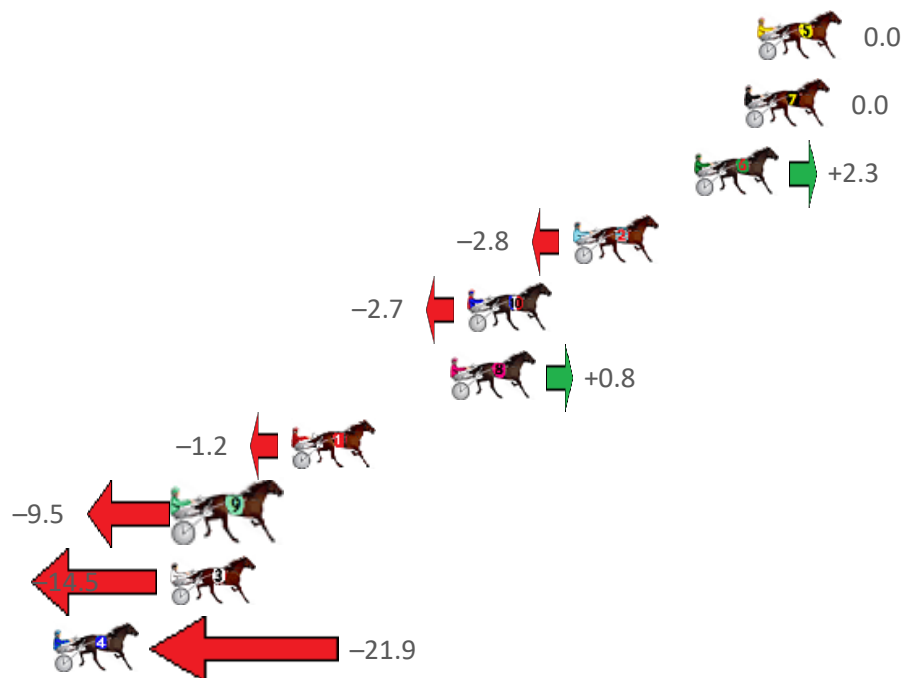
Gloucester Park Race 3 Distance 2130m

Tuesday, 5 September 2023

Gross Time: 2:41.80 MileRate: 2:02.20 LeadTime: 38.50s First Qtr: 32.20s Second Qtr: 32.00s Third Qtr: 30.30s Fourth Qtr: 28.80s

NoHorse	Plc	Mar	800 Posi	400 Posi	Time	3rd Qtr	4th Qtr
5 MAJOR DALTON	1	0.0m	0.0m (0)	0.0m (0)	2:41.80	30.30s	28.80s
7 BARBADOS	2	0.5m	0.5m (1)	1.7m (1)	2:41.84	30.38s	28.72s
6 GHOSTWRITER	3	2.5m	4.8m (1)	5.8m (1)	2:41.99	30.36s	28.57s
2 IM DRINKINDOUBLES	4	7.3m	4.5m (0)	4.6m (0)	2:42.35	30.30s	29.01s
10 LUKES MISTAKE	5	11.5m	8.8m (0)	10.4m (1)	2:42.67	30.40s	28.91s
8 ROCK THE BANK	6	12.2m	13.0m (0)	9.5m (0)	2:42.72	30.02s	29.02s
1 ALTA MONTEL	7	18.5m	17.3m (0)	15.0m (0)	2:43.20	30.10s	29.10s
9 CHICA VALIENTE	8	22.8m	13.3m (1)	15.0m (1)	2:43.52	30.40s	29.42s
3 PACIFIC EAGLE	9	23.3m	8.8m (1)	6.1m (2)	2:43.56	30.08s	30.12s
4 READY TO ATTACK	10	41.0m	19.1m (1)	20.2m (1)	2:44.90	30.34s	30.42s

Finish Position and metres gained from 800m



PJ Harness Analyser

Sectional Analysis Software – Not just a formguide!

www.facebook.com/PJHarnessRacing



RISE Digital, Harness Racing Australia nor the provider accepts any responsibility for the completeness or accuracy of any of the information contained herein, and makes no representations about its suitability for any particular purpose. Users should make their own judgements about those matters and/or seek independent advice. You assume all risks associated with use of data provided on this page

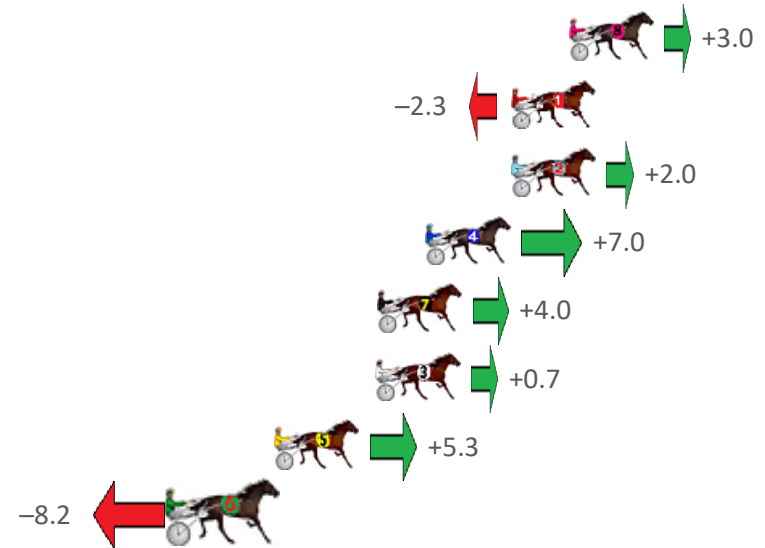
Gloucester Park Race 4 Distance 2536m

Tuesday, 5 September 2023

Gross Time: 3:13.60 MileRate: 2:02.80 LeadTime: 72.40s First Qtr: 31.50s Second Qtr: 30.30s Third Qtr: 29.90s Fourth Qtr: 29.50s

NoHorse	Plc	Mar	800 Posi	400 Posi	Time	3rd Qtr	4th Qtr
8 STATE OF HEAVEN	1	0.0m	3.0m (1)	1.7m (1)	3:13.60	29.80s	29.38s
1 LITTLE BITOF FUN	2	2.3m	0.0m (0)	0.0m (0)	3:13.78	29.90s	29.68s
2 HENRIK LARSSON	3	2.3m	4.3m (0)	4.6m (0)	3:13.78	29.92s	29.34s
4 SOHO GIGOLO	4	5.7m	12.7m (0)	12.5m (0)	3:14.04	29.88s	29.02s
7 LUCAPELO	5	7.6m	11.6m (1)	10.9m (1)	3:14.19	29.84s	29.29s
3 GETN WIGGY WITHIT	6	7.7m	8.4m (0)	8.4m (0)	3:14.20	29.90s	29.48s
5 SHEHADI	7	11.7m	17.0m (0)	17.1m (0)	3:14.50	29.90s	29.14s
6 LUCKY GALLEON	8	15.5m	7.3m (1)	6.5m (1)	3:14.80	29.84s	30.22s

Finish Position and metres gained from 800m







Harness Analyser

Sectional Analysis Software – Not just a formguide!

www.facebook.com/PJHarnessRacing



RISE Digital, Harness Racing Australia nor the provider accepts any responsibility for the completeness or accuracy of any of the information contained herein, and makes no representations about its suitability for any particular purpose. Users should make their own judgements about those matters and/or seek independent advice. You assume all risks associated with use of data provided on this page

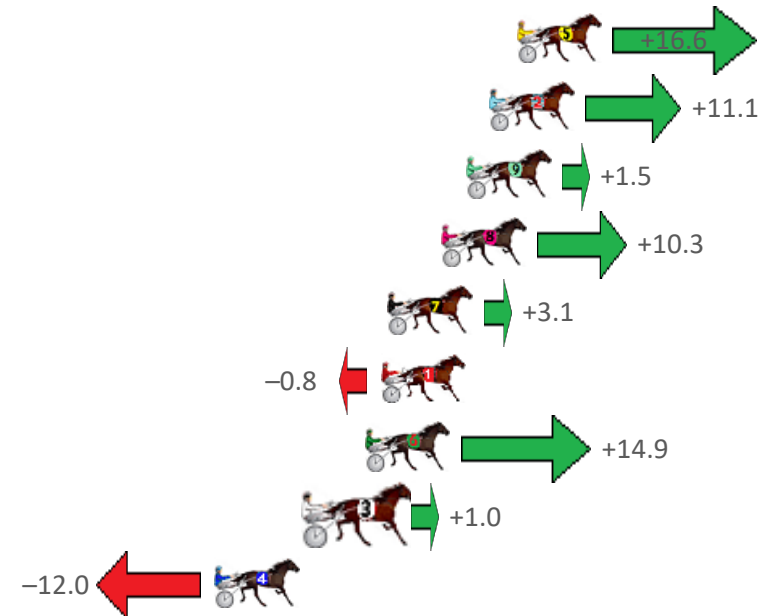
Gloucester Park Race 5 Distance 2130m

Tuesday, 5 September 2023

Gross Time: 2:40.50 MileRate: 2:01.20 LeadTime: 37.90s First Qtr: 32.10s Second Qtr: 29.80s Third Qtr: 29.60s Fourth Qtr: 31.10s

NoHorse	Plc	Mar	800 Posi	400 Posi	Time	3rd Qtr	4th Qtr
5 FEELING ACES	1	0.0m	16.6m (1)	8.0m (2)	2:40.50	28.98s	30.50s
2 ALLWOOD WIZARD	2	1.1m	12.2m (1)	3.5m (2)	2:40.59	28.96s	30.93s
9 KRAFTY	3	2.0m	3.5m (1)	1.9m (1)	2:40.66	29.48s	31.12s
8 BELONERO	4	3.0m	13.3m (0)	11.7m (1)	2:40.74	29.50s	30.46s
7 ACOLTNAMEDSU	5	5.1m	8.2m (1)	6.9m (1)	2:40.91	29.52s	30.99s
1 CRACKA TINNY	6	5.4m	4.6m (0)	4.3m (0)	2:40.94	29.58s	31.22s
6 TRITTRITTBANGBAN	7	6.0m	20.9m (1)	12.5m (2)	2:40.99	29.00s	30.64s
3 JESSE ALLWOOD	8	8.0m	9.0m (0)	8.2m (0)	2:41.15	29.56s	31.13s
4 THEREUGO	9	12.0m	0.0m (0)	0.0m (0)	2:41.48	29.60s	32.08s

Finish Position and metres gained from 800m



PJ Harness Analyser
Sectional Analysis Software – Not just a formguide!

www.facebook.com/PJHarnessRacing



RISE Digital, Harness Racing Australia nor the provider accepts any responsibility for the completeness or accuracy of any of the information contained herein, and makes no representations about its suitability for any particular purpose. Users should make their own judgements about those matters and/or seek independent advice. You assume all risks associated with use of data provided on this page

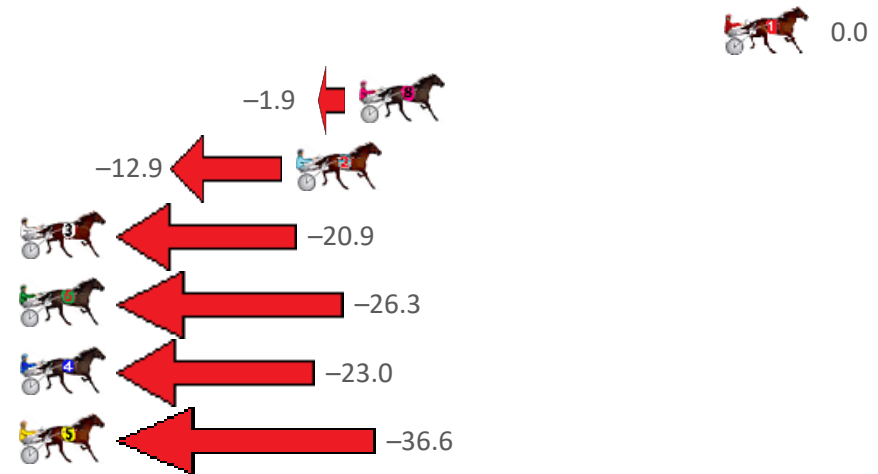
Gloucester Park Race 6 Distance 2130m

Tuesday, 5 September 2023

Gross Time: 2:38.50 MileRate: 1:59.70 LeadTime: 38.10s First Qtr: 31.60s Second Qtr: 30.20s Third Qtr: 29.40s Fourth Qtr: 29.20s

NoHorse	Plc	Mar	800 Posi	400 Posi	Time	3rd Qtr	4th Qtr
1 STEREOGRAPHIC	1	0.0m	0.0m (0)	0.0m (0)	2:38.50	29.40s	29.20s
8 BURGHLEY SHARD	2	14.5m	12.6m (0)	4.7m (1)	2:39.61	28.82s	29.97s
2 LIVE LIFE FAST	3	17.0m	4.1m (0)	5.2m (0)	2:39.80	29.48s	30.12s
3 TEPELO STAR	4	28.8m	7.9m (0)	10.4m (0)	2:40.71	29.58s	30.65s
6 THE PARTY BOY	5	34.5m	8.2m (1)	15.4m (2)	2:41.14	29.92s	30.72s
4 EUSTON FLYER	6	36.1m	13.1m (1)	18.5m (3)	2:41.26	29.79s	30.62s
5 APOLOGIZE	7	40.4m	3.8m (1)	12.4m (1)	2:41.59	30.02s	31.39s

Finish Position and metres gained from 800m



PJ Harness Analyser
Sectional Analysis Software – Not just a formguide!

www.facebook.com/PJHarnessRacing



RISE Digital, Harness Racing Australia nor the provider accepts any responsibility for the completeness or accuracy of any of the information contained herein, and makes no representations about its suitability for any particular purpose. Users should make their own judgements about those matters and/or seek independent advice. You assume all risks associated with use of data provided on this page


Gloucester Park Race 7 Distance 2130m

Tuesday, 5 September 2023

Gross Time: 2:39.50 MileRate: 2:00.50 LeadTime: 37.80s First Qtr: 32.00s Second Qtr: 31.00s Third Qtr: 28.50s Fourth Qtr: 30.20s

NoHorse	Plc	Mar	800 Posi	400 Posi	Time	3rd Qtr	4th Qtr
5 HUNT THE MAGIC	1	0.0m	6.2m (1)	3.1m (1)	2:39.50	28.28s	29.98s
4 GOLDEN FIRE	2	1.3m	0.0m (0)	0.0m (0)	2:39.60	28.50s	30.30s
3 AMERICAN MONARC	3	4.4m	5.1m (0)	3.8m (0)	2:39.85	28.42s	30.27s
7 LOVE ME DOO	4	23.3m	11.9m (1)	15.9m (1)	2:41.34	28.82s	30.88s
2 TORREVEAN PINKY	5	29.5m	14.1m (0)	23.9m (1)	2:41.83	29.24s	30.79s
6 IDEALICIOUS	6	30.8m	19.5m (0)	31.3m (0)	2:41.94	29.40s	30.36s
1 VALHALLA ANGEL	7	41.6m	9.9m (0)	19.7m (0)	2:42.79	29.24s	32.05s

Finish Position and metres gained from 800m







Harness Analyser

Sectional Analysis Software – Not just a formguide!

www.facebook.com/PJHarnessRacing



RISE Digital, Harness Racing Australia nor the provider accepts any responsibility for the completeness or accuracy of any of the information contained herein, and makes no representations about its suitability for any particular purpose. Users should make their own judgements about those matters and/or seek independent advice. You assume all risks associated with use of data provided on this page

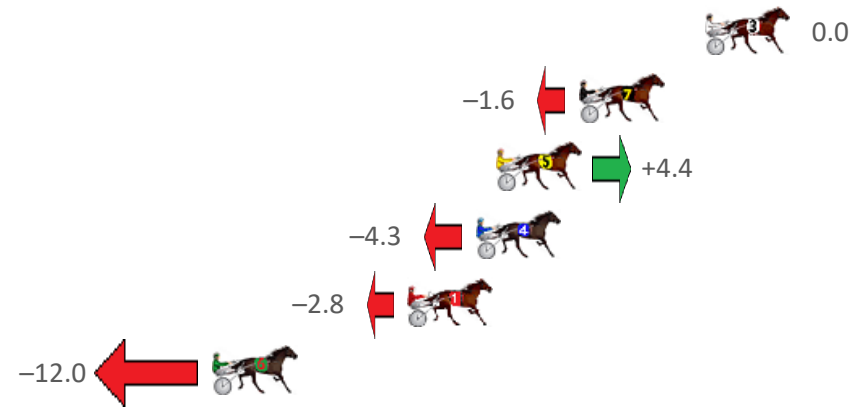
Gloucester Park Race 8 Distance 2130m

Tuesday, 5 September 2023

Gross Time: 2:42.30 MileRate: 2:02.60 LeadTime: 40.80s First Qtr: 33.40s Second Qtr: 31.10s Third Qtr: 28.50s Fourth Qtr: 28.50s

NoHorse	Plc	Mar	800 Posi	400 Posi	Time	3rd Qtr	4th Qtr
3 PRINCESS KATIE	1	0.0m	0.0m (0)	0.0m (0)	2:42.30	28.50s	28.50s
7 IN A WINK	2	5.0m	3.4m (1)	3.1m (1)	2:42.67	28.48s	28.65s
5 MISS HEPBURN	3	8.3m	12.7m (1)	13.6m (1)	2:42.92	28.56s	28.16s
4 REMARKABLE ROCK	4	9.1m	4.8m (0)	4.5m (0)	2:42.98	28.48s	28.86s
1 MAYBELLINE ROCKS	5	11.8m	9.0m (0)	9.0m (0)	2:43.18	28.50s	28.74s
6 MADDY LOU	6	19.6m	7.6m (1)	9.4m (1)	2:43.77	28.62s	29.31s

Finish Position and metres gained from 800m







PJ Harness Analyser

Sectional Analysis Software – Not just a formguide!

www.facebook.com/PJHarnessRacing



RISE Digital, Harness Racing Australia nor the provider accepts any responsibility for the completeness or accuracy of any of the information contained herein, and makes no representations about its suitability for any particular purpose. Users should make their own judgements about those matters and/or seek independent advice. You assume all risks associated with use of data provided on this page

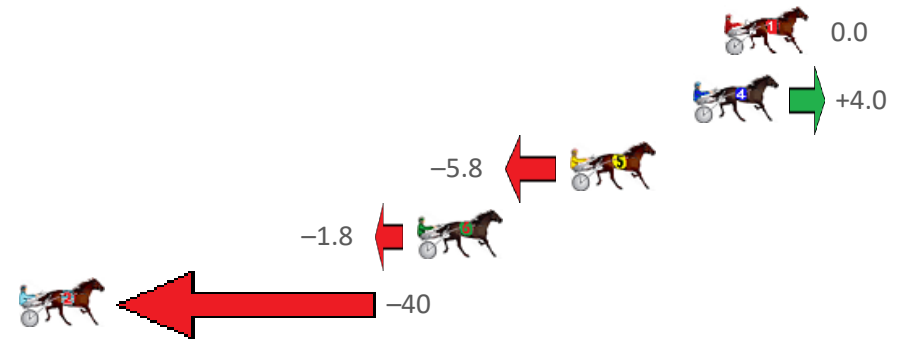
Gloucester Park Race 9 Distance 2130m

Tuesday, 5 September 2023

Gross Time: 2:42.30 MileRate: 2:02.60 LeadTime: 40.00s First Qtr: 32.00s Second Qtr: 31.00s Third Qtr: 29.40s Fourth Qtr: 29.90s

NoHorse	Plc	Mar	800 Posi	400 Posi	Time	3rd Qtr	4th Qtr
1 OUR MAESTOSO	1	0.0m	0.0m (0)	0.0m (0)	2:42.30	29.40s	29.90s
4 LUVAFILAIR	2	1.2m	5.2m (1)	7.1m (1)	2:42.39	29.54s	29.47s
5 PATCHED	3	6.1m	0.3m (1)	2.8m (1)	2:42.78	29.58s	30.18s
6 PEACHEE	4	12.2m	10.4m (0)	12.5m (1)	2:43.26	29.56s	29.93s
2 ELISH STAR	5	44.6m	4.9m (0)	11.4m (0)	2:45.79	29.88s	32.55s

Finish Position and metres gained from 800m







Harness Analyser

Sectional Analysis Software – Not just a formguide!

www.facebook.com/PJHarnessRacing



RISE Digital, Harness Racing Australia nor the provider accepts any responsibility for the completeness or accuracy of any of the information contained herein, and makes no representations about its suitability for any particular purpose. Users should make their own judgements about those matters and/or seek independent advice. You assume all risks associated with use of data provided on this page