

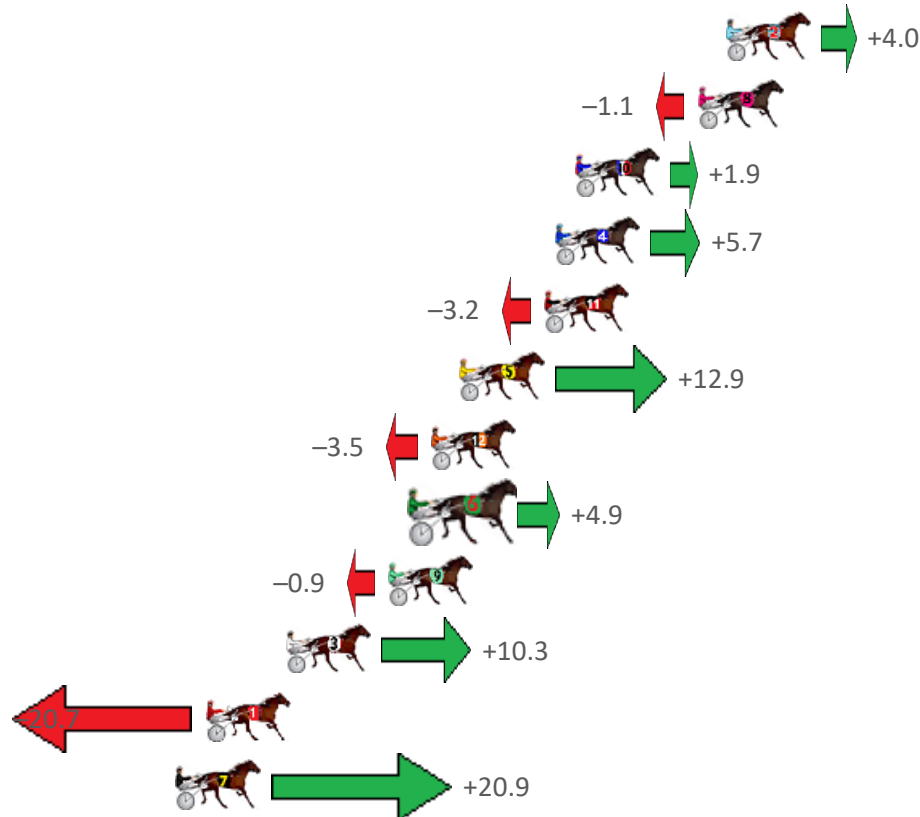
# Gloucester Park Race 1 Distance 1730m

Friday, 8 September 2023

Gross Time: 2:04.00 MileRate: 1:55.30 LeadTime: 7.50s First Qtr: 29.10s Second Qtr: 30.30s Third Qtr: 28.40s Fourth Qtr: 28.70s

NoHorse	Plc	Mar	800 Posi	400 Posi	Time	3rd Qtr	4th Qtr
2 GREVIS	1	0.0m	4.0m (0)	4.0m (0)	2:04.00	28.40s	28.42s
8 VEGAS STRIP	2	1.1m	0.0m (0)	0.0m (0)	2:04.08	28.40s	28.78s
10 BROUGHT TO LIGHT	3	6.0m	7.9m (0)	7.9m (0)	2:04.45	28.40s	28.59s
4 DARK EYES	4	6.8m	12.5m (0)	11.8m (0)	2:04.51	28.36s	28.37s
11 SOHO SKYFALL	5	7.2m	4.0m (1)	4.1m (2)	2:04.54	28.41s	28.95s
5 ON THE BACK FOOT	6	10.6m	23.5m (0)	22.0m (0)	2:04.80	28.30s	27.94s
12 IDEAL MUSCLE	7	11.7m	8.2m (1)	8.5m (1)	2:04.88	28.42s	28.98s
6 OPAL HUNTER	8	12.1m	17.0m (0)	13.6m (1)	2:04.91	28.16s	28.65s
9 TEN TO THE DOZEN	9	13.4m	12.5m (1)	8.5m (2)	2:05.01	28.12s	29.11s
3 MANHATTAN MOON	10	17.5m	27.8m (0)	23.4m (1)	2:05.32	28.10s	28.36s
1 GAITCRASHER	11	20.7m	0.0m (1)	0.7m (1)	2:05.56	28.45s	30.21s
7 THENU CAME ALON	12	21.9m	42.8m (0)	32.1m (0)	2:05.65	27.66s	28.07s

## Finish Position and metres gained from 800m





## PJ Harness Analyser

Sectional Analysis Software - Not just a formguide!

www.facebook.com/PJHarnessRacing



RISE Digital, Harness Racing Australia nor the provider accepts any responsibility for the completeness or accuracy of any of the information contained herein, and makes no representations about its suitability for any particular purpose. Users should make their own judgements about those matters and/or seek independent advice. You assume all risks associated with use of data provided on this page


# Gloucester Park Race 2 Distance 2130m

Friday, 8 September 2023

Gross Time: 2:33.80 MileRate: 1:56.20 LeadTime: 36.40s First Qtr: 30.30s Second Qtr: 29.80s Third Qtr: 29.10s Fourth Qtr: 28.20s

NoHorse	Plc	Mar	800 Posi	400 Posi	Time	3rd Qtr	4th Qtr
10 ACHARNE GIRL	1	0.0m	8.6m (0)	8.2m (1)	2:33.80	29.06s	27.62s
5 LUCCA	2	0.8m	1.4m (1)	1.7m (1)	2:33.86	29.12s	28.14s
2 RAMBO RABBIT	3	0.8m	0.0m (0)	0.0m (0)	2:33.86	29.10s	28.26s
7 CHEER THE MAJOR	4	8.7m	14.4m (1)	12.1m (1)	2:34.44	28.92s	27.98s
11 ADDA SPOILT MAJOR	5	9.2m	13.0m (0)	12.1m (0)	2:34.48	29.02s	28.02s
3 LAMANDIER	6	13.9m	10.2m (1)	6.8m (3)	2:34.83	28.85s	28.74s
4 OCTOBER REIGN	7	14.9m	6.1m (1)	5.4m (2)	2:34.90	29.04s	28.92s
12 ULTIMATE ROCKER	8	15.4m	17.4m (0)	16.3m (0)	2:34.94	29.00s	28.18s
1 SHEZA BROMAC	9	22.2m	4.7m (0)	6.5m (0)	2:35.45	29.22s	29.39s
8 DESIDERIO	10	23.0m	18.8m (1)	18.3m (1)	2:35.50	29.04s	28.60s
9 MAJOR FREEWAY	11	33.4m	4.7m (2)	21.4m (2)	2:36.28	30.28s	29.15s
6 HEZ A CHANCE	12	34.9m	22.4m (0)	23.9m (0)	2:36.39	29.18s	29.09s

## Finish Position and metres gained from 800m



## PJ Harness Analyser

Sectional Analysis Software - Not just a formguide!

[www.facebook.com/PJHarnessRacing](http://www.facebook.com/PJHarnessRacing)

RISE Digital, Harness Racing Australia nor the provider accepts any responsibility for the completeness or accuracy of any of the information contained herein, and makes no representations about its suitability for any particular purpose. Users should make their own judgements about those matters and/or seek independent advice. You assume all risks associated with use of data provided on this page

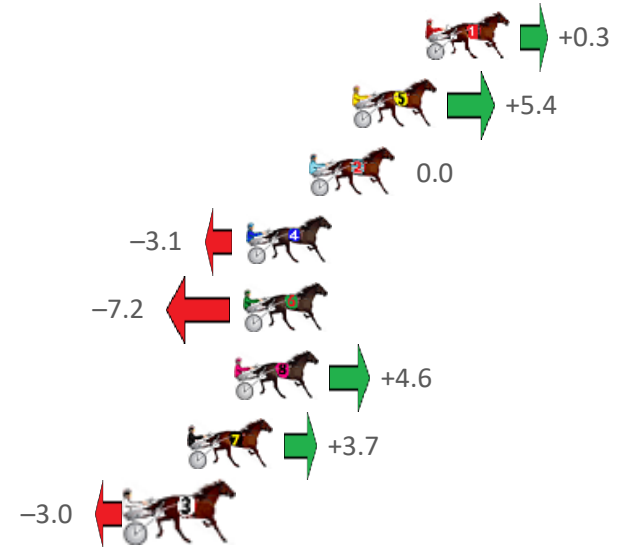
# Gloucester Park Race 3 Distance 2130m

Friday, 8 September 2023

Gross Time: 2:33.20 MileRate: 1:55.80 LeadTime: 37.00s First Qtr: 30.80s Second Qtr: 28.80s Third Qtr: 28.30s Fourth Qtr: 28.30s

NoHorse	Plc	Mar	800 Posi	400 Posi	Time	3rd Qtr	4th Qtr
1 KIMBLE	1	0.0m	0.3m (0)	0.0m (0)	2:33.20	28.28s	28.30s
5 VALENTINES BROOK	2	2.9m	8.3m (1)	9.4m (1)	2:33.42	28.38s	27.85s
2 HOPPYS WAY	3	4.6m	4.6m (0)	4.6m (0)	2:33.54	28.30s	28.32s
4 WHATABRO	4	7.1m	4.0m (1)	5.2m (1)	2:33.73	28.38s	28.47s
6 CLASSIC CHOICE	5	7.2m	0.0m (1)	0.9m (1)	2:33.74	28.36s	28.77s
8 HILLVIEW BONDI	6	7.6m	12.2m (1)	13.4m (1)	2:33.77	28.38s	27.92s
7 CORDERO	7	9.4m	13.1m (0)	12.8m (0)	2:33.90	28.28s	28.10s
3 MR FANTASTIC	8	11.5m	8.5m (0)	8.5m (0)	2:34.06	28.30s	28.56s

## Finish Position and metres gained from 800m





## PJ Harness Analyser

Sectional Analysis Software - Not just a formguide!

[www.facebook.com/PJHarnessRacing](http://www.facebook.com/PJHarnessRacing)



RISE Digital, Harness Racing Australia nor the provider accepts any responsibility for the completeness or accuracy of any of the information contained herein, and makes no representations about its suitability for any particular purpose. Users should make their own judgements about those matters and/or seek independent advice. You assume all risks associated with use of data provided on this page

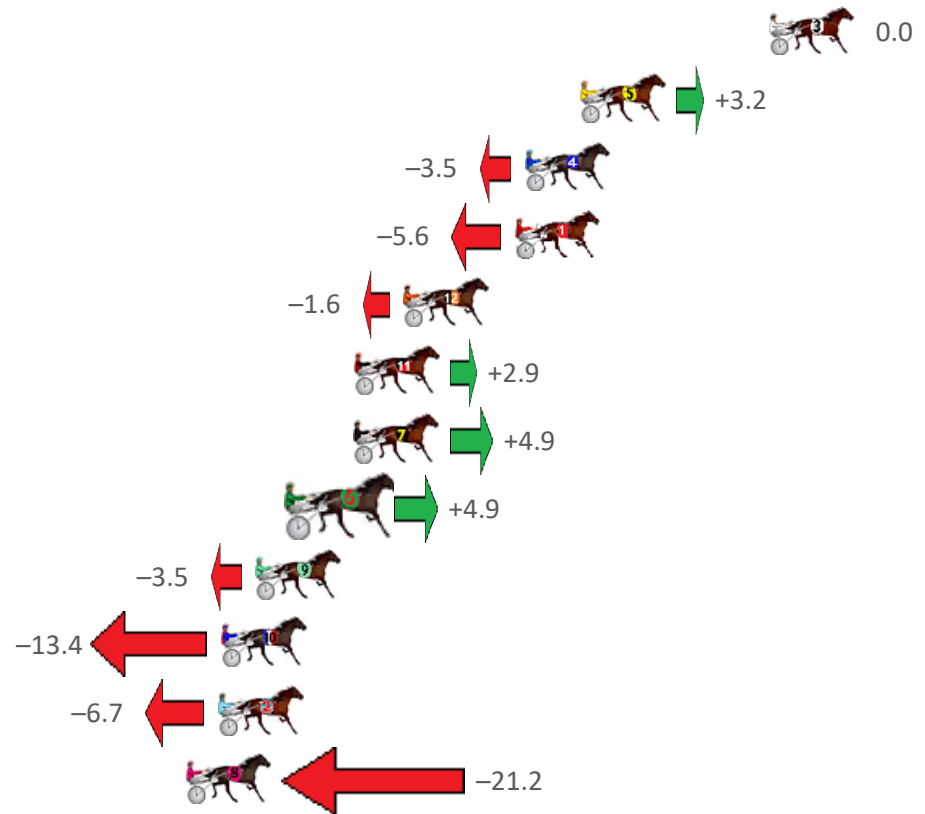
# Gloucester Park Race 4 Distance 2130m

Friday, 8 September 2023

Gross Time: 2:36.40 MileRate: 1:58.10 LeadTime: 38.50s First Qtr: 30.50s Second Qtr: 29.70s Third Qtr: 28.60s Fourth Qtr: 29.10s

NoHorse	Plc	Mar	800 Posi	400 Posi	Time	3rd Qtr	4th Qtr
3 AUGUST MOON	1	0.0m	0.0m (0)	0.0m (0)	2:36.40	28.60s	29.10s
5 OUR SANDY SHORE	2	7.5m	10.7m (1)	11.7m (1)	2:36.97	28.68s	28.83s
4 PUREST COPPER	3	9.7m	6.2m (1)	7.3m (1)	2:37.14	28.68s	29.32s
1 OUR LADY JEN	4	10.1m	4.5m (0)	4.2m (0)	2:37.17	28.58s	29.57s
12 SEAGRASS	5	14.5m	12.9m (0)	14.0m (0)	2:37.51	28.68s	29.21s
11 JACKIE DANIELS	6	16.5m	19.4m (1)	19.6m (1)	2:37.66	28.62s	28.96s
7 ALLAGLOW	7	16.5m	21.4m (0)	21.8m (0)	2:37.66	28.64s	28.80s
6 FLAMETREE	8	18.7m	23.6m (1)	23.5m (1)	2:37.83	28.60s	28.85s
9 SPIRITOFANANGEL	9	20.4m	16.9m (0)	18.1m (0)	2:37.96	28.70s	29.36s
10 CABS AV	10	21.8m	8.4m (0)	9.8m (0)	2:38.06	28.70s	30.06s
2 GLIDING STAR	11	21.9m	15.2m (1)	15.7m (1)	2:38.07	28.64s	29.65s
8 ZEPHYRA	12	23.2m	2.0m (1)	3.1m (1)	2:38.17	28.68s	30.65s

Finish Position and metres gained from 800m





## PJ Harness Analyser

Sectional Analysis Software - Not just a formguide!

[www.facebook.com/PJHarnessRacing](http://www.facebook.com/PJHarnessRacing)



RISE Digital, Harness Racing Australia nor the provider accepts any responsibility for the completeness or accuracy of any of the information contained herein, and makes no representations about its suitability for any particular purpose. Users should make their own judgements about those matters and/or seek independent advice. You assume all risks associated with use of data provided on this page

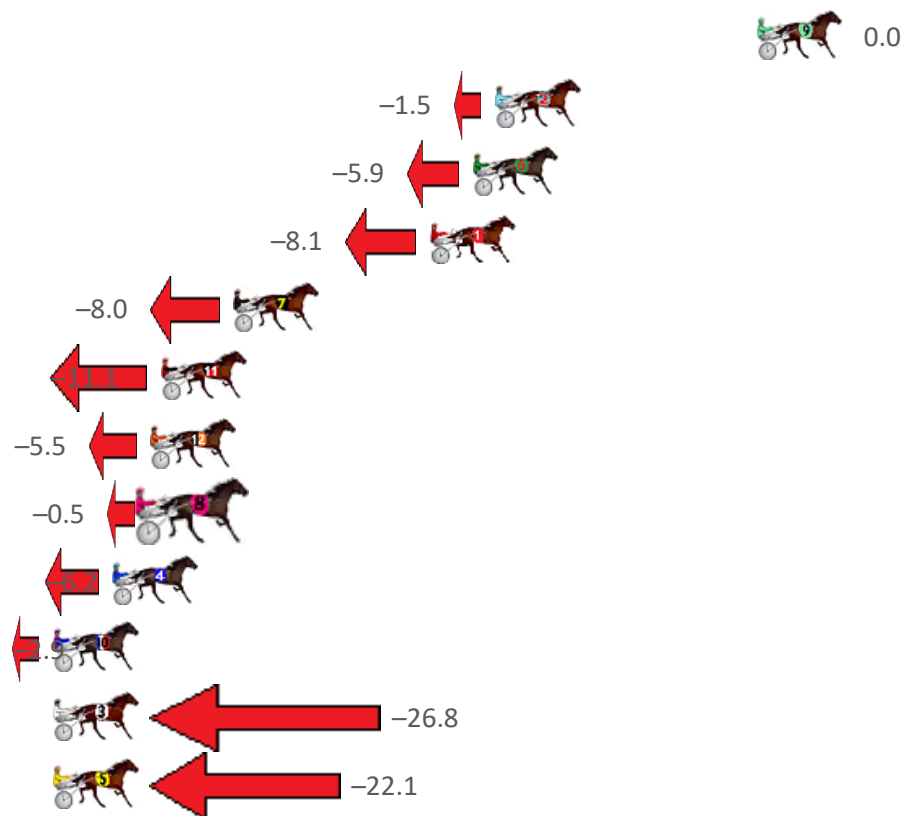
# Gloucester Park Race 5 Distance 2130m

Friday, 8 September 2023

Gross Time: 2:32.40 MileRate: 1:55.20 LeadTime: 37.20s First Qtr: 30.40s Second Qtr: 28.90s Third Qtr: 28.20s Fourth Qtr: 27.70s

NoHorse	Plc	Mar	800 Posi	400 Posi	Time	3rd Qtr	4th Qtr
9 NEVER ENDING	1	0.0m	0.0m (0)	0.0m (0)	2:32.40	28.20s	27.70s
2 DOURADO	2	10.4m	8.9m (0)	9.5m (0)	2:33.16	28.24s	27.80s
6 SKYLORD	3	11.3m	5.4m (1)	3.8m (1)	2:33.22	28.08s	28.26s
1 MAGNUS VICTOR	4	13.0m	4.9m (0)	5.5m (0)	2:33.35	28.24s	28.27s
7 SORRIDERE	5	20.8m	12.8m (2)	11.9m (2)	2:33.92	28.12s	28.39s
11 ROCKET CITY	6	23.7m	12.6m (0)	13.9m (1)	2:34.13	28.28s	28.46s
12 LOUIE DIOR	7	24.1m	18.6m (2)	16.2m (2)	2:34.16	28.02s	28.33s
8 CROWD CONTROL	8	24.2m	23.7m (0)	20.2m (1)	2:34.16	27.94s	28.06s
4 MAJOR OVERS	9	25.6m	19.4m (0)	17.9m (0)	2:34.27	28.08s	28.33s
10 ALL IS WELL	10	31.4m	28.5m (0)	25.6m (0)	2:34.69	27.98s	28.21s
3 RUNNINGONEMPTY	11	36.2m	9.4m (1)	8.7m (1)	2:35.04	28.14s	29.74s
5 ELWADDELL	12	38.7m	16.6m (1)	30.0m (1)	2:35.22	29.12s	28.44s

Finish Position and metres gained from 800m



## PJ Harness Analyser

Sectional Analysis Software - Not just a formguide!

www.facebook.com/PJHarnessRacing

RISE Digital, Harness Racing Australia nor the provider accepts any responsibility for the completeness or accuracy of any of the information contained herein, and makes no representations about its suitability for any particular purpose. Users should make their own judgements about those matters and/or seek independent advice. You assume all risks associated with use of data provided on this page

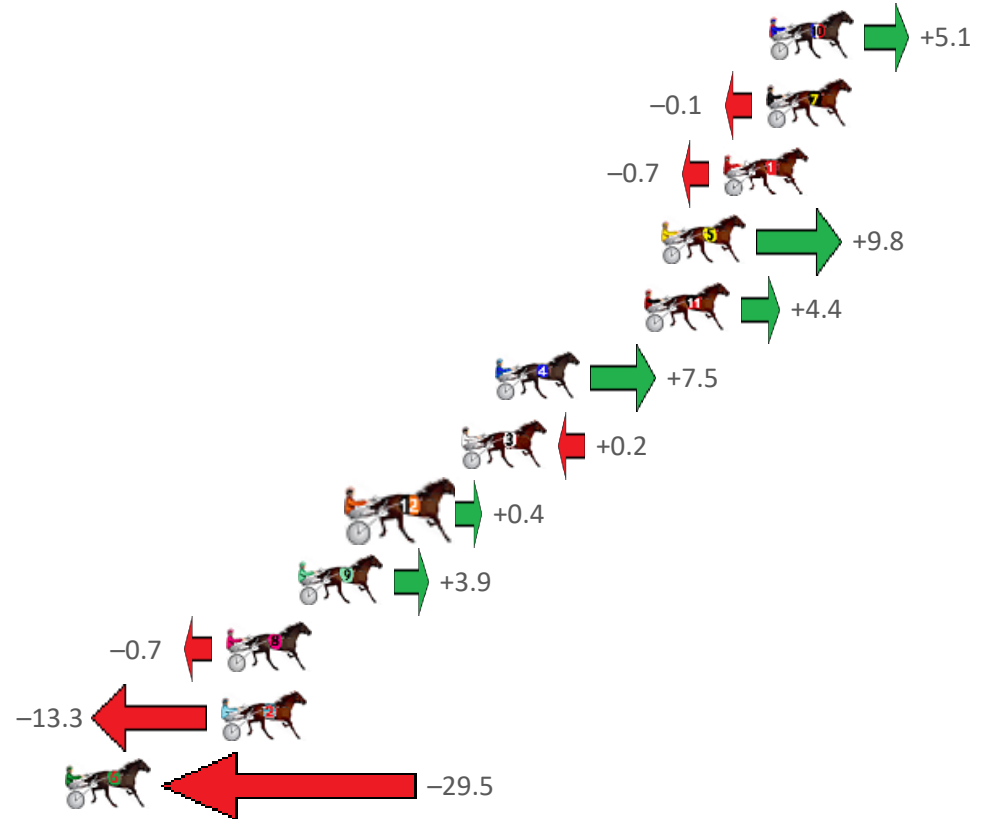
# Gloucester Park Race 6 Distance 1730m

Friday, 8 September 2023

Gross Time: 2:03.80 MileRate: 1:55.20 LeadTime: 7.50s First Qtr: 29.50s Second Qtr: 29.60s Third Qtr: 28.50s Fourth Qtr: 28.70s

NoHorse	Plc	Mar	800 Posi	400 Posi	Time	3rd Qtr	4th Qtr
10 CARRERA MACH	1	0.0m	5.1m (0)	5.4m (0)	2:03.80	28.52s	28.32s
7 THE KRAKEN	2	0.1m	0.0m (1)	0.6m (1)	2:03.81	28.54s	28.67s
1 LET IT LINGA	3	1.8m	1.1m (0)	0.0m (0)	2:03.94	28.42s	28.84s
5 TROOPINGOFTHECO	4	4.3m	14.1m (0)	12.8m (0)	2:04.12	28.41s	28.11s
11 FRANCO WESTERN	5	4.9m	9.3m (0)	9.0m (0)	2:04.17	28.48s	28.43s
4 WALSH	6	10.9m	18.4m (0)	16.6m (0)	2:04.62	28.38s	28.34s
3 DISCO UNDER FIRE	7	12.2m	12.4m (1)	12.4m (1)	2:04.72	28.50s	28.74s
12 SIMPLY SHAZ	8	16.3m	16.7m (1)	13.8m (2)	2:05.03	28.30s	28.95s
9 REGAL CHEVAL	9	18.7m	22.6m (0)	20.4m (0)	2:05.21	28.35s	28.66s
8 ELSAMAY	10	21.6m	20.9m (1)	17.8m (1)	2:05.43	28.28s	29.07s
2 GETN WIGGY WITHIT	11	21.8m	8.5m (1)	8.8m (2)	2:05.44	28.52s	29.72s
6 BLUE BLAZER	12	33.7m	4.2m (1)	6.8m (1)	2:06.34	28.68s	30.76s

Finish Position and metres gained from 800m





## PJ Harness Analyser

Sectional Analysis Software - Not just a formguide!

www.facebook.com/PJHarnessRacing



RISE Digital, Harness Racing Australia nor the provider accepts any responsibility for the completeness or accuracy of any of the information contained herein, and makes no representations about its suitability for any particular purpose. Users should make their own judgements about those matters and/or seek independent advice. You assume all risks associated with use of data provided on this page

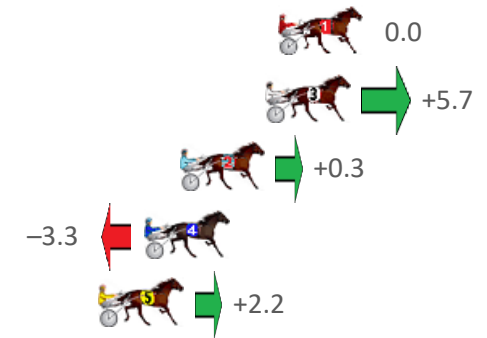
# Gloucester Park Race 7 Distance 2536m

Friday, 8 September 2023

Gross Time: 3:05.30 MileRate: 1:57.60 LeadTime: 70.30s First Qtr: 29.80s Second Qtr: 28.90s Third Qtr: 28.50s Fourth Qtr: 27.80s

NoHorse	Plc	Mar	800 Posi	400 Posi	Time	3rd Qtr	4th Qtr
1 WILDWEST	1	0.0m	0.0m (0)	0.0m (0)	3:05.30	28.50s	27.80s
3 JUMPINGJACKMAC	2	0.5m	6.2m (1)	6.3m (1)	3:05.34	28.50s	27.39s
2 BLITZEMBYE	3	3.9m	4.2m (0)	4.0m (0)	3:05.59	28.48s	27.81s
4 DIEGO	4	5.3m	2.0m (1)	2.3m (1)	3:05.69	28.52s	28.03s
5 MIGHTY RONALDO	5	7.1m	9.3m (0)	11.2m (0)	3:05.82	28.62s	27.54s

## Finish Position and metres gained from 800m





## PJ Harness Analyser

*Sectional Analysis Software - Not just a formguide!*

[www.facebook.com/PJHarnessRacing](http://www.facebook.com/PJHarnessRacing)



RISE Digital, Harness Racing Australia nor the provider accepts any responsibility for the completeness or accuracy of any of the information contained herein, and makes no representations about its suitability for any particular purpose. Users should make their own judgements about those matters and/or seek independent advice. You assume all risks associated with use of data provided on this page

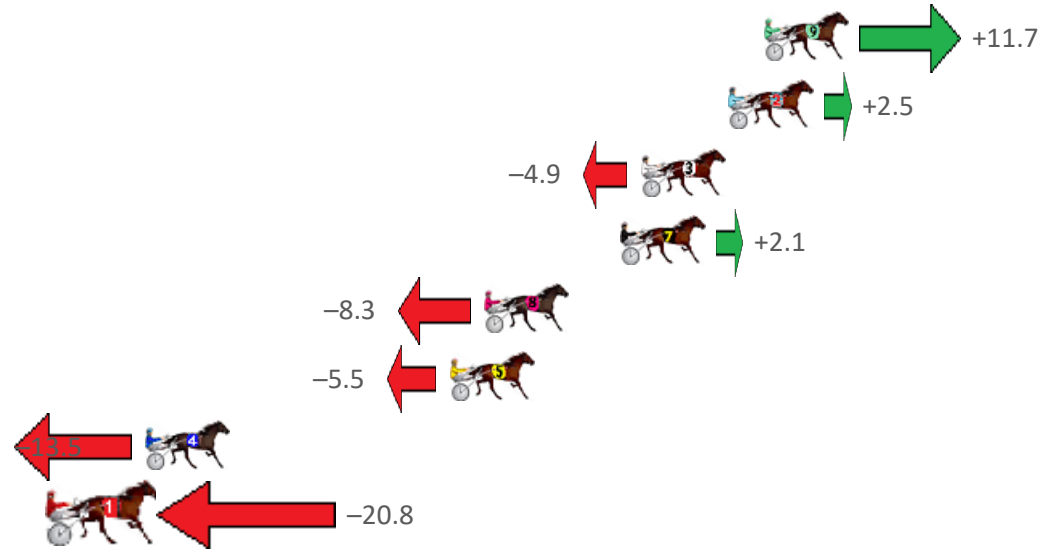
# Gloucester Park Race 8 Distance 2503m

Friday, 8 September 2023

Gross Time: 3:08.20 MileRate: 2:00.10 LeadTime: 69.90s First Qtr: 31.10s Second Qtr: 29.00s Third Qtr: 28.90s Fourth Qtr: 29.30s

NoHorse	Plc	Mar	800 Posi	400 Posi	Time	3rd Qtr	4th Qtr
9 WATTS UP SUNSHIN	1	0.0m	11.7m (0)	12.7m (0)	3:08.20	28.98s	<b>28.38s</b>
2 COOPER	2	1.4m	3.9m (0)	4.7m (0)	3:08.31	28.96s	29.07s
3 OUR TRUMP CARD	3	4.9m	<b>0.0m (0)</b>	<b>0.0m (0)</b>	3:08.58	<b>28.90s</b>	29.68s
7 GEE SMITH	4	5.7m	7.8m (0)	8.9m (0)	3:08.64	28.98s	29.10s
8 SOHO DOW JONES	5	11.1m	2.8m (1)	3.4m (1)	3:09.05	28.94s	29.91s
5 DEEORSE	6	12.5m	7.0m (1)	7.8m (1)	3:09.16	28.96s	29.70s
4 DIAMOND DAZE	7	24.6m	11.1m (1)	13.0m (1)	3:10.09	29.04s	30.25s
1 BREWERY LANE	8	37.2m	16.4m (0)	18.5m (0)	3:11.06	29.06s	30.82s

Finish Position and metres gained from 800m





## PJ Harness Analyser

*Sectional Analysis Software - Not just a formguide!*

[www.facebook.com/PJHarnessRacing](http://www.facebook.com/PJHarnessRacing)



RISE Digital, Harness Racing Australia nor the provider accepts any responsibility for the completeness or accuracy of any of the information contained herein, and makes no representations about its suitability for any particular purpose. Users should make their own judgements about those matters and/or seek independent advice. You assume all risks associated with use of data provided on this page




# Gloucester Park Race 9 Distance 2130m

Friday, 8 September 2023

Gross Time: 2:33.20 MileRate: 1:55.80 LeadTime: 37.40s First Qtr: 30.20s Second Qtr: 28.10s Third Qtr: 28.50s Fourth Qtr: 29.00s

NoHorse	Plc	Mar	800 Posi	400 Posi	Time	3rd Qtr	4th Qtr
7 DONTBESILLYCHILLI	1	0.0m	5.7m (1)	3.9m (0)	2:33.20	28.38s	28.72s
2 WONDERFUL TO FLY	2	0.4m	1.7m (1)	0.0m (0)	2:33.23	28.38s	29.03s
4 MY PRAYER	3	10.0m	14.0m (0)	13.7m (0)	2:33.96	28.50s	28.78s
10 SHEEZ OUR HOPE	4	11.2m	4.6m (0)	8.7m (1)	2:34.05	28.80s	29.23s
5 THREE RUMOURS	5	12.9m	10.3m (1)	9.0m (3)	2:34.18	28.42s	29.34s
9 AMERICAN ARMA	6	16.2m	15.5m (1)	14.6m (2)	2:34.43	28.46s	29.19s
6 SAHARA STORM	7	20.4m	18.6m (0)	19.6m (0)	2:34.75	28.60s	29.15s
3 FIFTY FIVE REBORN	8	25.7m	8.9m (0)	10.6m (2)	2:35.16	28.64s	30.20s
1 STAR OF DIAMONDS	9	38.6m	0.0m (0)	8.9m (0)	2:36.14	29.14s	31.30s

Finish Position and metres gained from 800m





## PJ Harness Analyser

Sectional Analysis Software - Not just a formguide!

www.facebook.com/PJHarnessRacing



RISE Digital, Harness Racing Australia nor the provider accepts any responsibility for the completeness or accuracy of any of the information contained herein, and makes no representations about its suitability for any particular purpose. Users should make their own judgements about those matters and/or seek independent advice. You assume all risks associated with use of data provided on this page

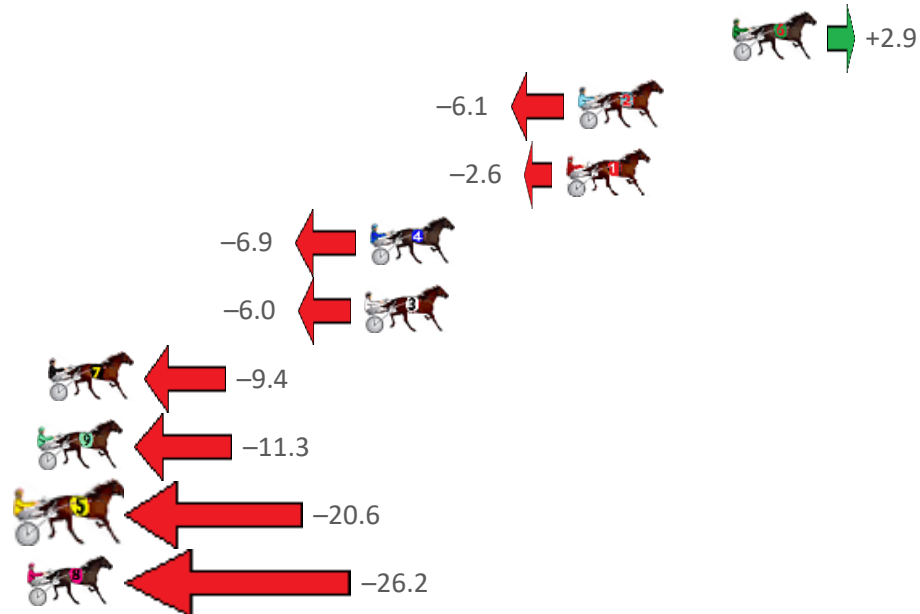
# Gloucester Park Race 10 Distance 2130m

Friday, 8 September 2023

Gross Time: 2:35.40    MileRate: 1:57.40    LeadTime: 37.90s    First Qtr: 31.70s    Second Qtr: 29.70s    Third Qtr: 28.10s    Fourth Qtr: 28.00s

NoHorse	Plc	Mar	800 Posi	400 Posi	Time	3rd Qtr	4th Qtr
6 IM THE BLACK FLASH	1	0.0m	2.9m (1)	2.0m (1)	2:35.40	28.04s	27.86s
2 HIGH PRICE	2	6.1m	0.0m (0)	0.0m (0)	2:35.85	28.10s	28.45s
1 NAME IN LIGHTS	3	6.6m	4.0m (0)	4.6m (0)	2:35.89	28.14s	28.17s
4 HENWOOD BAY	4	14.4m	7.5m (1)	7.5m (1)	2:36.46	28.10s	28.54s
3 ART REVIVAL	5	14.6m	8.6m (0)	9.5m (0)	2:36.47	28.16s	28.41s
7 MAKE IT HAPPEN	6	27.2m	17.8m (0)	18.2m (0)	2:37.40	28.13s	28.73s
9 DUTY BOUND	7	27.6m	16.3m (1)	17.0m (1)	2:37.43	28.14s	28.85s
5 JOE WITH THE FLOW	8	34.1m	13.5m (0)	14.4m (0)	2:37.91	28.16s	29.51s
8 LONGREACH BAY	9	38.2m	12.0m (1)	13.1m (1)	2:38.21	28.17s	29.90s

## Finish Position and metres gained from 800m



# PJ Harness Analyser

Sectional Analysis Software - Not just a formguide!

[www.facebook.com/PJHarnessRacing](http://www.facebook.com/PJHarnessRacing)



RISE Digital, Harness Racing Australia nor the provider accepts any responsibility for the completeness or accuracy of any of the information contained herein, and makes no representations about its suitability for any particular purpose. Users should make their own judgements about those matters and/or seek independent advice. You assume all risks associated with use of data provided on this page