

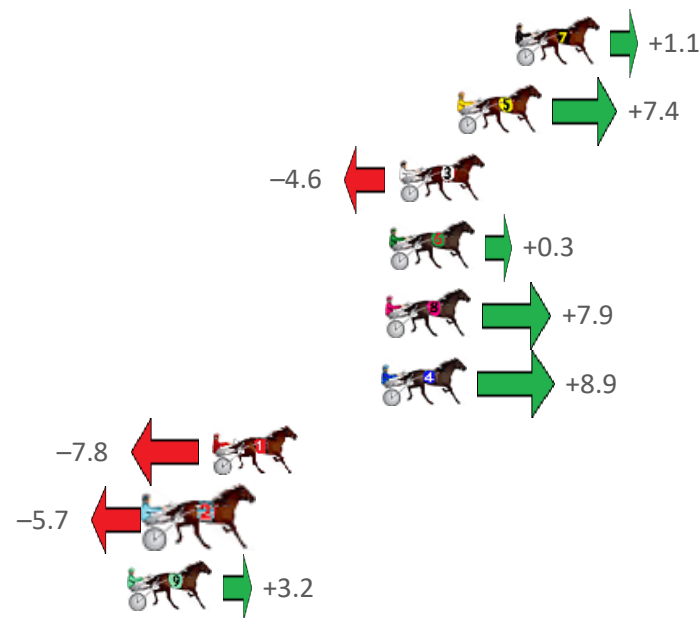
Gloucester Park Race 1 Distance 2130m

Tuesday, 12 September 2023

Gross Time: 2:38.60 MileRate: 1:59.90 LeadTime: 37.70s First Qtr: 31.20s Second Qtr: 30.70s Third Qtr: 29.00s Fourth Qtr: 30.00s

NoHorse	Plc	Mar	800 Posi	400 Posi	Time	3rd Qtr	4th Qtr
7 SHES LUSH	1	0.0m	1.1m (1)	2.2m (1)	2:38.60	29.08s	29.84s
5 SYNCOPATION	2	2.3m	9.7m (1)	10.1m (1)	2:38.78	29.04s	29.44s
3 PONZI BEACH	3	4.6m	0.0m (0)	0.0m (0)	2:38.96	29.00s	30.36s
6 FOLLOW MY STRIDE	4	5.0m	5.3m (1)	6.0m (1)	2:38.99	29.06s	29.95s
8 LILLYROSE	5	5.1m	13.0m (0)	14.2m (0)	2:39.00	29.10s	29.36s
4 POINTOPROVE	6	5.3m	14.2m (1)	15.0m (1)	2:39.02	29.08s	29.31s
1 MAGICAL MYSTY	7	12.0m	4.2m (0)	4.6m (0)	2:39.54	29.04s	30.60s
2 CARMELA DOMENIC	8	14.3m	8.6m (0)	9.0m (0)	2:39.72	29.04s	30.46s
9 BOLD JACKIE	9	15.4m	18.6m (0)	20.2m (0)	2:39.81	29.14s	29.73s

Finish Position and metres gained from 800m



PJ Harness Analyser

Sectional Analysis Software – Not just a formguide!

www.facebook.com/PJHarnessRacing



RISE Digital, Harness Racing Australia nor the provider accepts any responsibility for the completeness or accuracy of any of the information contained herein, and makes no representations about its suitability for any particular purpose. Users should make their own judgements about those matters and/or seek independent advice. You assume all risks associated with use of data provided on this page

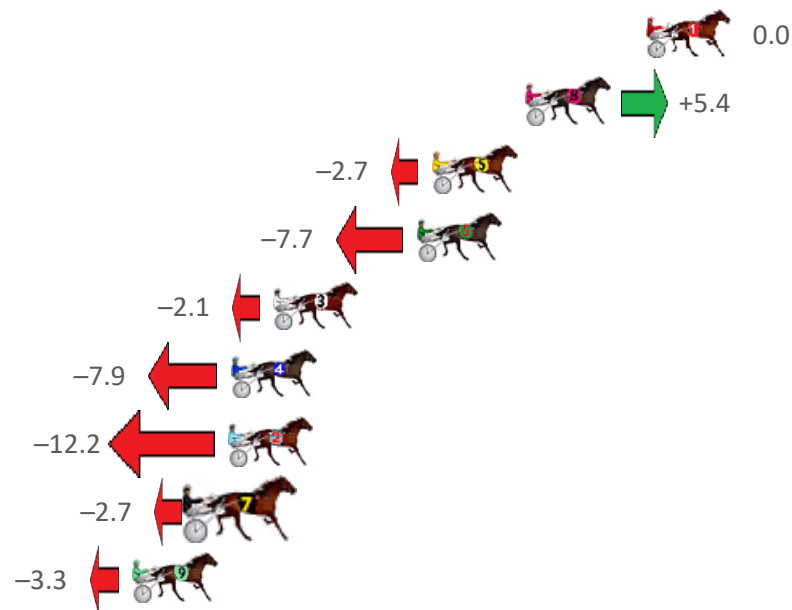
Gloucester Park Race 2 Distance 2130m

Tuesday, 12 September 2023

Gross Time: 2:36.80 MileRate: 1:58.50 LeadTime: 38.20s First Qtr: 30.00s Second Qtr: 29.80s Third Qtr: 29.20s Fourth Qtr: 29.60s

NoHorse	Plc	Mar	800 Posi	400 Posi	Time	3rd Qtr	4th Qtr
1 WHATARETHEODDS	1	0.0m	0.0m (0)	0.0m (0)	2:36.80	29.20s	29.60s
8 MIKI DIAMONDS	2	4.8m	10.2m (1)	12.1m (1)	2:37.17	29.34s	29.09s
5 MISTER CONSTITUTI	3	8.5m	5.8m (1)	8.2m (1)	2:37.46	29.38s	29.66s
6 MAJOR OVERS	4	9.1m	1.4m (1)	3.6m (1)	2:37.51	29.36s	30.04s
3 SONIC CHIP	5	14.8m	12.7m (0)	15.1m (0)	2:37.95	29.38s	29.65s
4 OBSERVATION	6	16.5m	8.6m (0)	10.7m (0)	2:38.08	29.36s	30.10s
2 IM DRINKINDOUBLES	7	16.6m	4.4m (0)	6.0m (0)	2:38.09	29.32s	30.45s
7 SIR BELVEDERE	8	17.9m	15.2m (1)	16.5m (1)	2:38.19	29.30s	29.79s
9 ROLLING COMMAND	9	20.4m	17.1m (0)	20.3m (0)	2:38.38	29.44s	29.70s

Finish Position and metres gained from 800m



PJ Harness Analyser

Sectional Analysis Software – Not just a formguide!

www.facebook.com/PJHarnessRacing



RISE Digital, Harness Racing Australia nor the provider accepts any responsibility for the completeness or accuracy of any of the information contained herein, and makes no representations about its suitability for any particular purpose. Users should make their own judgements about those matters and/or seek independent advice. You assume all risks associated with use of data provided on this page

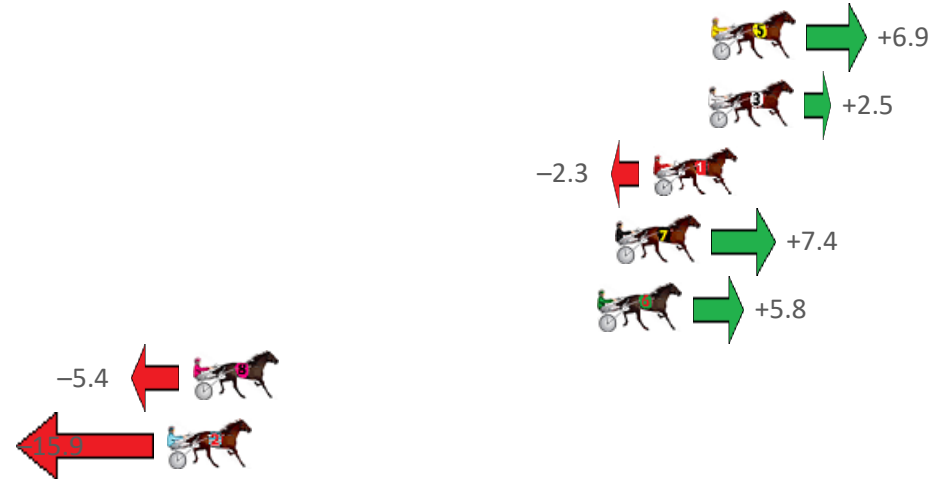
Gloucester Park Race 3 Distance 2130m

Tuesday, 12 September 2023

Gross Time: 2:36.50 MileRate: 1:58.20 LeadTime: 38.80s First Qtr: 31.10s Second Qtr: 29.60s Third Qtr: 28.10s Fourth Qtr: 28.90s

NoHorse	Plc	Mar	800 Posi	400 Posi	Time	3rd Qtr	4th Qtr
5 LOMBO MITCHINSO	1	0.0m	6.9m (1)	5.7m (1)	2:36.50	28.02s	28.50s
3 TURN THE PAGE	2	0.1m	2.6m (1)	1.4m (1)	2:36.51	28.02s	28.81s
1 SPEEDWAGON	3	2.3m	0.0m (0)	0.0m (0)	2:36.67	28.10s	29.07s
7 SOHO SANTORINI	4	3.8m	11.2m (1)	9.1m (2)	2:36.79	27.96s	28.54s
6 SHOOT THROUGH	5	4.5m	10.3m (0)	9.6m (1)	2:36.84	28.06s	28.56s
8 THE DARK NIGHT	6	20.6m	15.2m (0)	15.6m (1)	2:38.06	28.14s	29.36s
2 STARS OF GOLD	7	21.6m	5.7m (0)	10.5m (0)	2:38.14	28.44s	29.80s

Finish Position and metres gained from 800m







Harness Analyser

Sectional Analysis Software – Not just a formguide!

www.facebook.com/PJHarnessRacing



RISE Digital, Harness Racing Australia nor the provider accepts any responsibility for the completeness or accuracy of any of the information contained herein, and makes no representations about its suitability for any particular purpose. Users should make their own judgements about those matters and/or seek independent advice. You assume all risks associated with use of data provided on this page


Gloucester Park Race 4 Distance 2130m

Tuesday, 12 September 2023

Gross Time: 2:39.30 MileRate: 2:00.30 LeadTime: 39.70s First Qtr: 31.90s Second Qtr: 29.60s Third Qtr: 28.80s Fourth Qtr: 29.30s

NoHorse	Plc	Mar	800 Posi	400 Posi	Time	3rd Qtr	4th Qtr
3 SPORT SPORT SPORT	1	0.0m	8.9m (0)	8.6m (1)	2:39.30	28.78s	28.68s
4 CHERRY ON THE CAK	2	0.5m	1.1m (0)	0.0m (0)	2:39.34	28.72s	29.34s
2 REBLINE	3	0.8m	5.0m (0)	6.4m (0)	2:39.36	28.90s	28.90s
1 UNLUCKY	4	1.6m	4.8m (1)	4.5m (2)	2:39.42	28.78s	29.10s
9 BLOCKJORG	5	5.4m	0.0m (1)	3.1m (1)	2:39.71	29.02s	29.49s
10 SHEHADI	6	6.1m	16.8m (0)	16.1m (0)	2:39.77	28.76s	28.61s
6 BRAMANTE STEPS	7	7.2m	25.2m (0)	25.2m (0)	2:39.85	28.82s	28.03s
12 EYE BETTER	8	11.1m	9.5m (1)	9.5m (2)	2:40.15	28.80s	29.47s
7 CARUBA	9	13.0m	21.2m (0)	20.8m (0)	2:40.30	28.78s	28.80s
11 AMERICAN DUTCHES	10	15.7m	12.9m (0)	12.2m (0)	2:40.51	28.76s	29.63s
5 LILLY LAGUNA	11	16.8m	14.0m (1)	16.1m (1)	2:40.59	28.96s	29.43s
8 HOPE	12	23.2m	19.3m (1)	20.5m (1)	2:41.08	28.90s	29.60s

Finish Position and metres gained from 800m



PJ Harness Analyser

Sectional Analysis Software – Not just a formguide!

www.facebook.com/PJHarnessRacing



RISE Digital, Harness Racing Australia nor the provider accepts any responsibility for the completeness or accuracy of any of the information contained herein, and makes no representations about its suitability for any particular purpose. Users should make their own judgements about those matters and/or seek independent advice. You assume all risks associated with use of data provided on this page

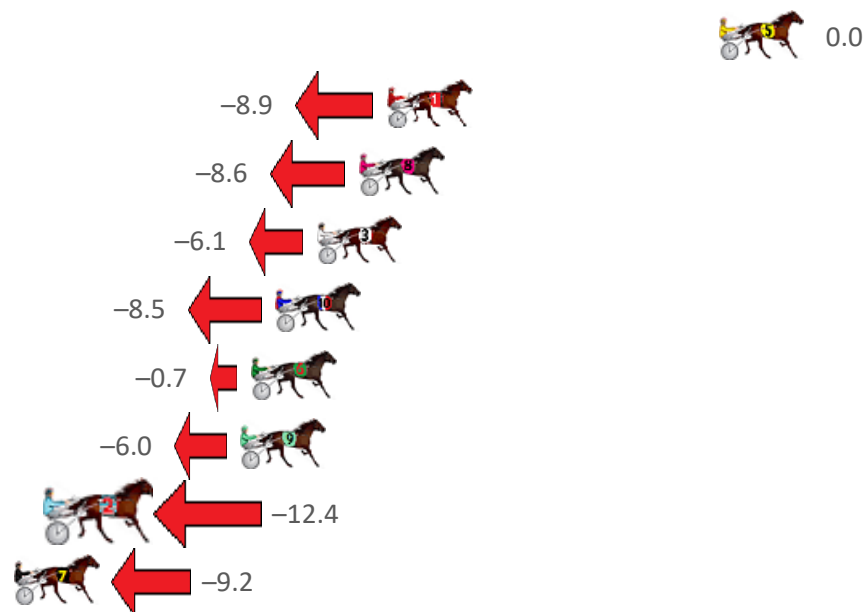
Gloucester Park Race 5 Distance 2130m

Tuesday, 12 September 2023

Gross Time: 2:36.50 MileRate: 1:58.20 LeadTime: 38.30s First Qtr: 31.80s Second Qtr: 29.60s Third Qtr: 28.40s Fourth Qtr: 28.40s

NoHorse	Plc	Mar	800 Posi	400 Posi	Time	3rd Qtr	4th Qtr
5 PER ARDUA AD ASTR	1	0.0m	0.0m (0)	0.0m (0)	2:36.50	28.40s	28.40s
1 BELONERO	2	13.2m	4.3m (0)	6.0m (0)	2:37.48	28.52s	28.96s
8 KRAFTY	3	14.3m	5.7m (1)	6.0m (1)	2:37.57	28.42s	29.04s
3 DOCTOR STEVE	4	16.0m	9.9m (1)	10.8m (1)	2:37.69	28.46s	28.83s
10 PATH OF GOLD	5	17.6m	9.1m (0)	10.5m (0)	2:37.81	28.50s	28.97s
6 ALLWOOD WIZARD	6	18.6m	17.9m (1)	20.7m (0)	2:37.89	28.60s	28.33s
9 BURGHLEY SHARD	7	19.0m	13.0m (0)	14.7m (0)	2:37.92	28.52s	28.78s
2 JESSE ALLWOOD	8	26.3m	13.9m (1)	17.0m (1)	2:38.46	28.62s	29.16s
7 POCKETFUL OF OPAL	9	30.7m	21.5m (0)	25.2m (0)	2:38.79	28.66s	28.91s

Finish Position and metres gained from 800m



PJ Harness Analyser

Sectional Analysis Software – Not just a formguide!

www.facebook.com/PJHarnessRacing



RISE Digital, Harness Racing Australia nor the provider accepts any responsibility for the completeness or accuracy of any of the information contained herein, and makes no representations about its suitability for any particular purpose. Users should make their own judgements about those matters and/or seek independent advice. You assume all risks associated with use of data provided on this page

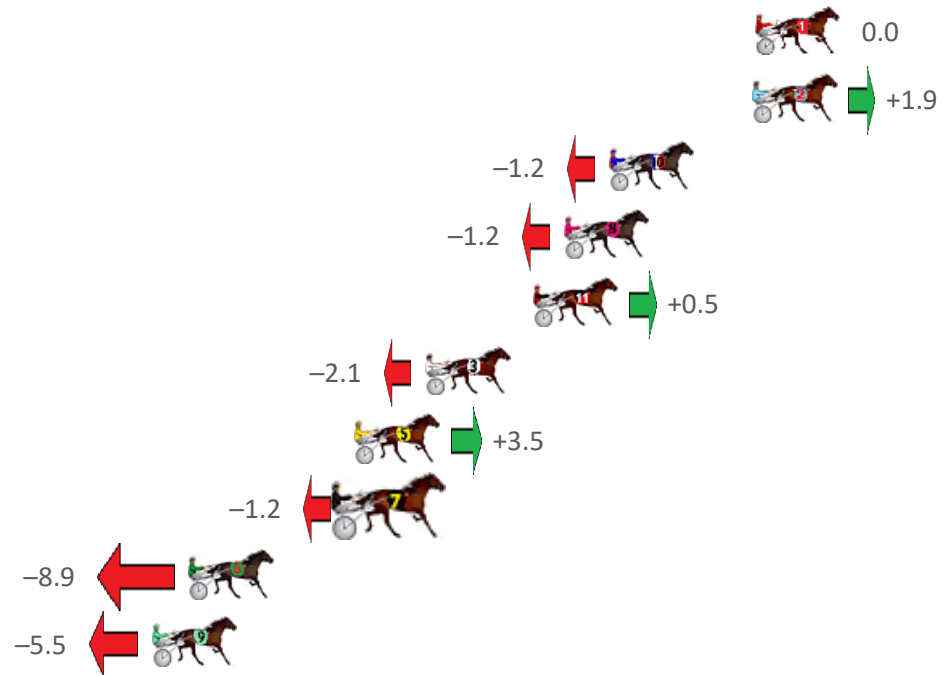
Gloucester Park Race 6 Distance 2536m

Tuesday, 12 September 2023

Gross Time: 3:14.10 MileRate: 2:03.20 LeadTime: 74.70s First Qtr: 33.00s Second Qtr: 30.80s Third Qtr: 27.80s Fourth Qtr: 27.80s

NoHorse	Plc	Mar	800 Posi	400 Posi	Time	3rd Qtr	4th Qtr
1 GETN WIGGY WITHIT	1	0.0m	0.0m (0)	0.0m (0)	3:14.10	27.80s	27.80s
2 ONESMARTFELLA	2	0.1m	2.0m (1)	1.8m (1)	3:14.11	27.78s	27.69s
10 HENWOOD BAY	3	5.8m	4.6m (0)	5.2m (0)	3:14.52	27.84s	27.86s
8 ULTIMATE ROCKER	4	7.6m	6.4m (1)	6.1m (1)	3:14.66	27.78s	27.93s
11 SOHO GIGOLO	5	8.8m	9.3m (0)	9.3m (0)	3:14.74	27.80s	27.80s
3 HENRIK LARSSON	6	13.1m	11.0m (1)	10.7m (1)	3:15.06	27.78s	28.02s
5 DISCO UNDER FIRE	7	15.9m	19.4m (1)	19.1m (1)	3:15.26	27.78s	27.64s
7 LUCAPELO	8	16.3m	15.1m (1)	14.8m (1)	3:15.29	27.78s	27.97s
6 CAVALRY CALL	9	22.5m	13.6m (0)	17.7m (0)	3:15.75	28.08s	28.23s
9 TEVARICH	10	24.0m	18.5m (0)	22.6m (0)	3:15.85	28.08s	27.99s

Finish Position and metres gained from 800m



PJ Harness Analyser
Sectional Analysis Software – Not just a formguide!

www.facebook.com/PJHarnessRacing



RISE Digital, Harness Racing Australia nor the provider accepts any responsibility for the completeness or accuracy of any of the information contained herein, and makes no representations about its suitability for any particular purpose. Users should make their own judgements about those matters and/or seek independent advice. You assume all risks associated with use of data provided on this page

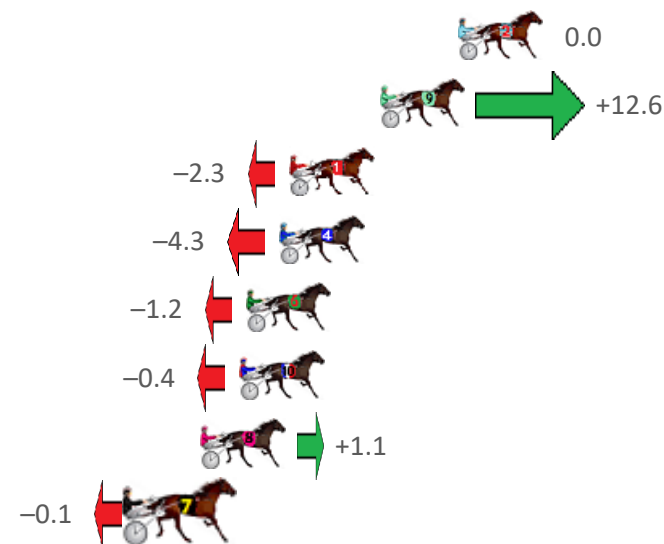
Gloucester Park Race 7 Distance 2130m

Tuesday, 12 September 2023

Gross Time: 2:40.40 MileRate: 2:01.20 LeadTime: 38.70s First Qtr: 33.00s Second Qtr: 30.40s Third Qtr: 29.20s Fourth Qtr: 29.10s

NoHorse	Plc	Mar	800 Posi	400 Posi	Time	3rd Qtr	4th Qtr
2 TRIPLE BRIE	1	0.0m	0.0m (0)	0.0m (0)	2:40.40	29.20s	29.10s
9 STRIKE MASTER	2	3.1m	15.7m (1)	16.3m (1)	2:40.64	29.24s	28.15s
1 LIVE LIFE FAST	3	6.7m	4.4m (0)	4.4m (0)	2:40.91	29.20s	29.29s
4 MY MASTER OF DISG	4	7.1m	2.8m (1)	3.3m (1)	2:40.94	29.24s	29.40s
6 THE PARTY BOY	5	8.4m	7.2m (1)	8.0m (1)	2:41.04	29.26s	29.16s
10 DYNAMITE DOLLY	6	8.7m	8.3m (0)	8.6m (0)	2:41.06	29.22s	29.14s
8 TRITTRITTBANGBAN	7	10.2m	11.3m (1)	12.2m (1)	2:41.18	29.26s	29.00s
7 TEPELO STAR	8	12.8m	12.7m (0)	13.3m (0)	2:41.38	29.24s	29.12s

Finish Position and metres gained from 800m



PJ Harness Analyser
Sectional Analysis Software – Not just a formguide!

www.facebook.com/PJHarnessRacing



RISE Digital, Harness Racing Australia nor the provider accepts any responsibility for the completeness or accuracy of any of the information contained herein, and makes no representations about its suitability for any particular purpose. Users should make their own judgements about those matters and/or seek independent advice. You assume all risks associated with use of data provided on this page

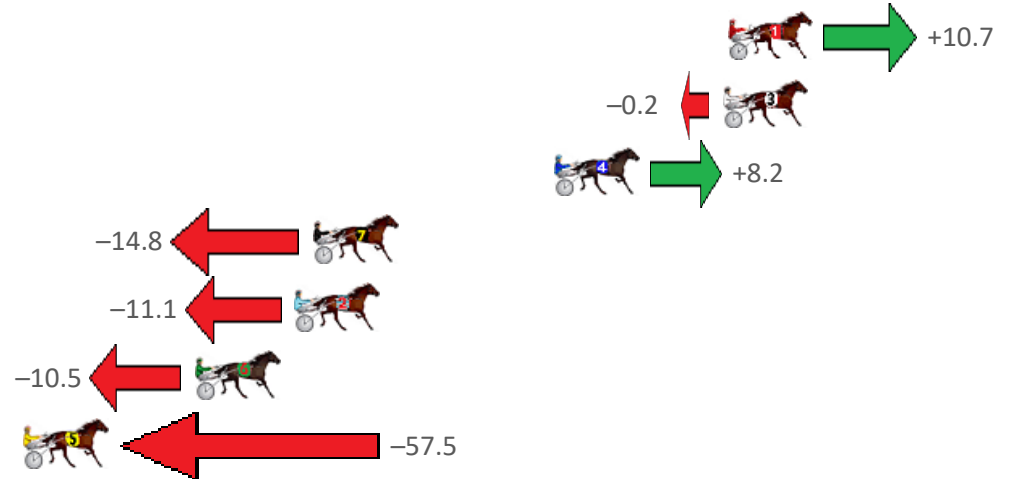
Gloucester Park Race 8 Distance 2130m

Tuesday, 12 September 2023

Gross Time: 2:38.70 MileRate: 1:59.90 LeadTime: 38.00s First Qtr: 31.40s Second Qtr: 31.20s Third Qtr: 29.30s Fourth Qtr: 28.80s

NoHorse	Plc	Mar	800 Posi	400 Posi	Time	3rd Qtr	4th Qtr
1 STELLAR EDITION	1	0.0m	10.7m (0)	4.4m (0)	2:38.70	28.84s	28.48s
3 QUINTON	2	0.2m	0.0m (0)	0.0m (0)	2:38.72	29.30s	28.82s
4 TEMPT THE STARS	3	6.9m	15.1m (0)	9.1m (0)	2:39.22	28.86s	28.66s
7 ARIONROCK	4	16.5m	1.7m (1)	3.4m (1)	2:39.95	29.42s	29.81s
2 GOLDEN LODE	5	17.2m	6.1m (0)	10.3m (1)	2:40.00	29.60s	29.36s
6 CHILLI PUNTER	6	21.2m	10.7m (1)	13.6m (0)	2:40.30	29.50s	29.42s
5 DEL BOCAVISTA BAY	7	63.8m	6.3m (1)	5.3m (2)	2:43.52	29.22s	33.24s

Finish Position and metres gained from 800m



PJ Harness Analyser
Sectional Analysis Software – Not just a formguide!

www.facebook.com/PJHarnessRacing



RISE Digital, Harness Racing Australia nor the provider accepts any responsibility for the completeness or accuracy of any of the information contained herein, and makes no representations about its suitability for any particular purpose. Users should make their own judgements about those matters and/or seek independent advice. You assume all risks associated with use of data provided on this page

Gloucester Park Race 9 Distance 2130m

Tuesday, 12 September 2023

Gross Time: 2:35.50 MileRate: 1:57.50 LeadTime: 35.80s First Qtr: 30.30s Second Qtr: 29.70s Third Qtr: 30.60s Fourth Qtr: 29.10s

NoHorse	Plc	Mar	800 Posi	400 Posi	Time	3rd Qtr	4th Qtr
---------	-----	-----	----------	----------	------	---------	---------

Finish Position and metres gained from 800m

7 CAPTAIN BLIGH	1	0.0m	0.0m (0)	0.0m (0)	2:35.50	30.60s	29.10s
6 HOTLY PURSUED	2	14.8m	4.3m (0)	6.5m (0)	2:36.63	30.76s	29.75s
3 IMA AUSSIE ARTIST	3	28.4m	26.8m (0)	19.1m (0)	2:37.67	30.04s	29.85s
2 SPUDMEISTER	4	29.4m	11.9m (0)	12.1m (0)	2:37.74	30.62s	30.44s
5 NANCY KAY	5	30.6m	22.0m (0)	14.1m (1)	2:37.84	30.02s	30.39s
4 IDEALICIOUS	6	33.6m	31.7m (0)	24.3m (0)	2:38.07	30.06s	29.87s
1 STARLIGHT SONG	7	120.5m	16.3m (0)	80.1m (0)	2:44.70	35.34s	32.36s



0.0



-104.



PJ Harness Analyser

Sectional Analysis Software - Not just a formguide!

www.facebook.com/PJHarnessRacing



RISE Digital, Harness Racing Australia nor the provider accepts any responsibility for the completeness or accuracy of any of the information contained herein, and makes no representations about its suitability for any particular purpose. Users should make their own judgements about those matters and/or seek independent advice. You assume all risks associated with use of data provided on this page

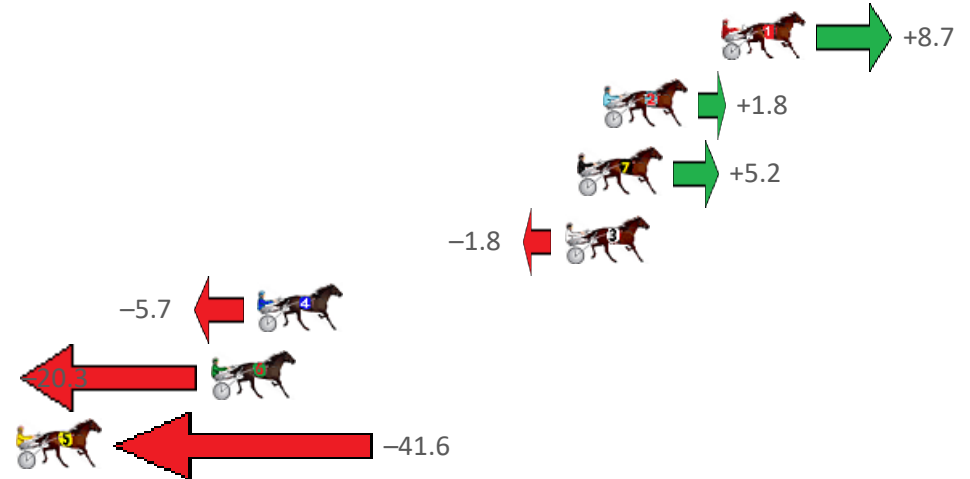
Gloucester Park Race 10 Distance 2536m

Tuesday, 12 September 2023

Gross Time: 3:14.90 MileRate: 2:03.70 LeadTime: 70.70s First Qtr: 31.50s Second Qtr: 31.10s Third Qtr: 31.30s Fourth Qtr: 30.30s

NoHorse	Plc	Mar	800 Posi	400 Posi	Time	3rd Qtr	4th Qtr
1 LUCKY CHARM	1	0.0m	8.7m (0)	8.4m (0)	3:14.90	31.27s	29.66s
2 CHICAGO H	2	4.7m	6.5m (1)	8.1m (1)	3:15.27	31.42s	30.05s
7 STAY FOCUSED	3	5.7m	10.9m (1)	11.6m (2)	3:15.35	31.34s	29.87s
3 ABUNDANCE	4	6.2m	4.4m (0)	4.5m (0)	3:15.39	31.30s	30.45s
4 ONE OVER DA SON	5	18.4m	12.7m (0)	12.3m (0)	3:16.36	31.26s	30.82s
6 MAJESTIC COURTNE	6	20.3m	0.0m (0)	0.0m (0)	3:16.51	31.30s	31.91s
5 FLINGANDWINGIT	7	43.4m	1.8m (1)	4.0m (1)	3:18.34	31.46s	33.44s

Finish Position and metres gained from 800m



PJ Harness Analyser
Sectional Analysis Software – Not just a formguide!

www.facebook.com/PJHarnessRacing



RISE Digital, Harness Racing Australia nor the provider accepts any responsibility for the completeness or accuracy of any of the information contained herein, and makes no representations about its suitability for any particular purpose. Users should make their own judgements about those matters and/or seek independent advice. You assume all risks associated with use of data provided on this page