

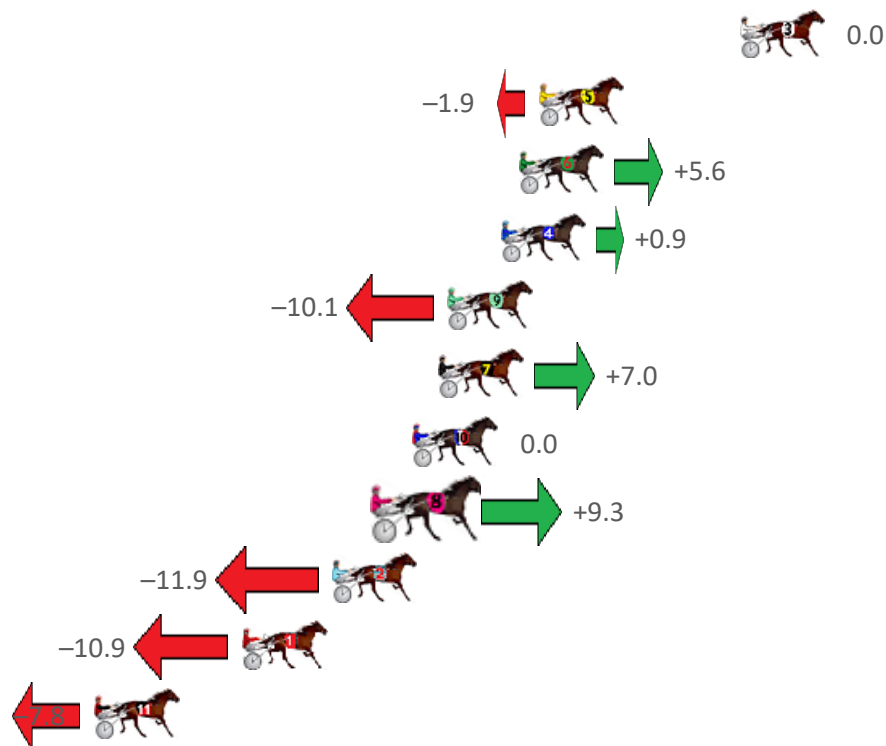
Gloucester Park Race 1 Distance 2130m

Friday, 15 September 2023

Gross Time: 2:33.80 MileRate: 1:56.20 LeadTime: 37.60s First Qtr: 30.20s Second Qtr: 29.80s Third Qtr: 27.90s Fourth Qtr: 28.30s

NoHorse	Plc	Mar	800 Posi	400 Posi	Time	3rd Qtr	4th Qtr
3 CAPTAIN BLIGH	1	0.0m	0.0m (0)	0.0m (0)	2:33.80	27.90s	28.30s
5 CROWD CONTROL	2	8.0m	6.1m (1)	7.5m (1)	2:34.39	28.00s	28.37s
6 FRISKY STYX	3	8.8m	14.4m (1)	15.2m (1)	2:34.45	27.96s	27.89s
4 DOURADO	4	9.5m	10.4m (1)	11.5m (1)	2:34.51	27.98s	28.20s
9 ROLLING FIRE	5	11.6m	1.5m (1)	3.2m (1)	2:34.66	28.02s	28.94s
7 CALLMEWHATUWAN	6	12.0m	19.0m (1)	20.1m (1)	2:34.69	27.98s	27.79s
10 VELOCPEDE	7	13.0m	13.0m (0)	13.5m (0)	2:34.77	27.94s	28.33s
8 IM THE BLACK FLASH	8	14.1m	23.4m (0)	24.6m (0)	2:34.85	28.00s	27.63s
2 TANTABIDDI	9	16.2m	4.3m (0)	4.9m (0)	2:35.00	27.94s	29.16s
1 FLASHING ARK	10	19.8m	8.9m (0)	8.9m (0)	2:35.27	27.90s	29.15s
11 STAPLETON	11	25.7m	17.9m (0)	18.9m (0)	2:35.71	27.98s	28.89s

Finish Position and metres gained from 800m



PJ Harness Analyser
Sectional Analysis Software – Not just a formguide!

www.facebook.com/PJHarnessRacing



RISE Digital, Harness Racing Australia nor the provider accepts any responsibility for the completeness or accuracy of any of the information contained herein, and makes no representations about its suitability for any particular purpose. Users should make their own judgements about those matters and/or seek independent advice. You assume all risks associated with use of data provided on this page

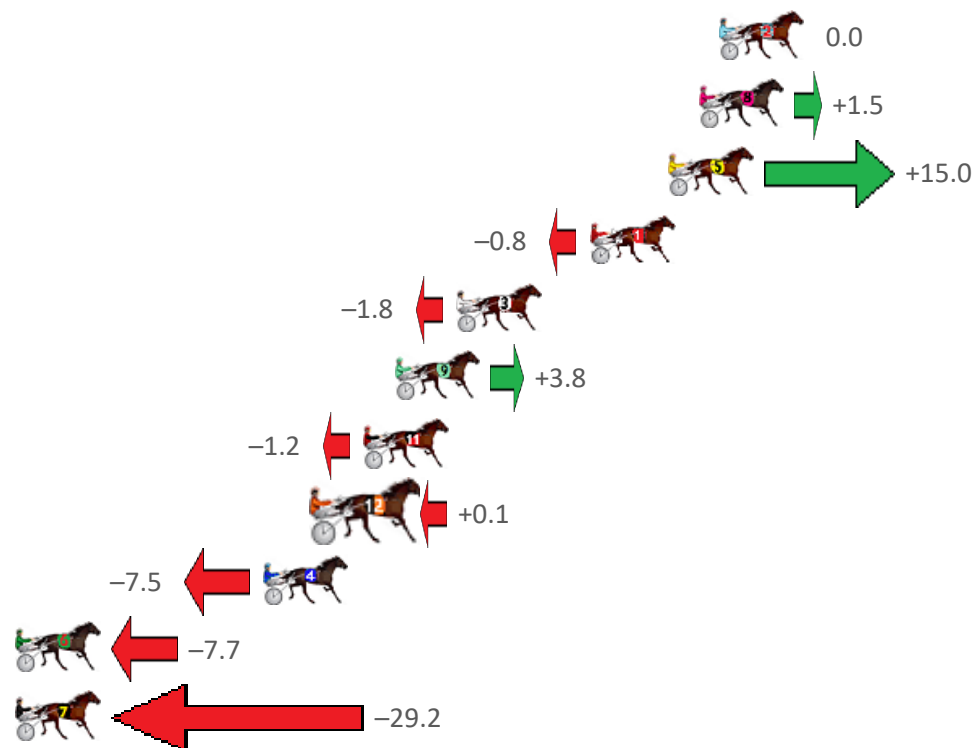
Gloucester Park Race 2 Distance 2130m

Friday, 15 September 2023

Gross Time: 2:35.20 MileRate: 1:57.30 LeadTime: 37.60s First Qtr: 31.20s Second Qtr: 29.70s Third Qtr: 28.00s Fourth Qtr: 28.70s

NoHorse	Plc	Mar	800 Posi	400 Posi	Time	3rd Qtr	4th Qtr
2 RASCAL	1	0.0m	0.0m (0)	0.0m (0)	2:35.20	28.00s	28.70s
8 MUSZTANG	2	0.8m	2.3m (1)	2.6m (1)	2:35.26	28.02s	28.58s
5 THE CODE BREAKER	3	2.0m	17.0m (2)	5.2m (2)	2:35.35	27.18s	28.49s
1 THOMSON BAY	4	5.1m	4.3m (0)	4.3m (0)	2:35.58	28.00s	28.78s
3 COOPER	5	10.4m	8.6m (0)	9.1m (0)	2:35.98	28.04s	28.84s
9 GEE SMITH	6	12.9m	16.7m (0)	17.9m (0)	2:36.17	28.10s	28.41s
11 DEEORSE	7	14.1m	12.9m (0)	13.9m (0)	2:36.26	28.08s	28.78s
12 STATE OF HEAVEN	8	15.7m	15.8m (1)	17.1m (2)	2:36.38	28.10s	28.68s
4 THE KRAKEN	9	18.1m	10.6m (1)	12.8m (2)	2:36.56	28.16s	29.16s
6 DISCO UNDER FIRE	10	28.7m	21.0m (0)	15.1m (1)	2:37.36	27.60s	29.80s
7 REGAL CHEVAL	11	35.8m	6.6m (1)	8.0m (1)	2:37.90	28.10s	30.84s

Finish Position and metres gained from 800m



PJ Harness Analyser

Sectional Analysis Software – Not just a formguide!

www.facebook.com/PJHarnessRacing



RISE Digital, Harness Racing Australia nor the provider accepts any responsibility for the completeness or accuracy of any of the information contained herein, and makes no representations about its suitability for any particular purpose. Users should make their own judgements about those matters and/or seek independent advice. You assume all risks associated with use of data provided on this page

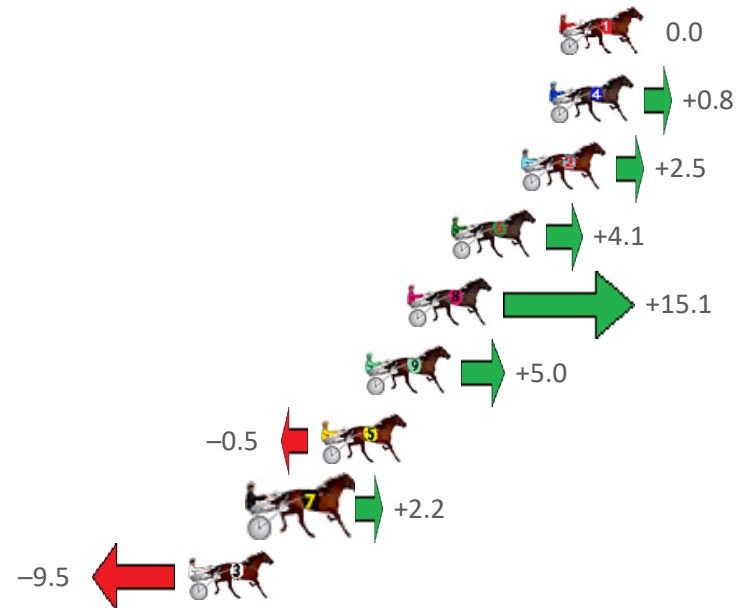
Gloucester Park Race 3 Distance 1730m

Friday, 15 September 2023

Gross Time: 2:01.60 MileRate: 1:53.10 LeadTime: 7.40s First Qtr: 29.10s Second Qtr: 28.50s Third Qtr: 27.90s Fourth Qtr: 28.70s

NoHorse	Plc	Mar	800 Posi	400 Posi	Time	3rd Qtr	4th Qtr
1 ALCOPONY	1	0.0m	0.0m (0)	0.0m (0)	2:01.60	27.90s	28.70s
4 MEA CULPA	2	0.4m	1.2m (1)	2.3m (1)	2:01.63	27.98s	28.57s
2 WATTS UP SUNSHIN	3	1.5m	4.0m (0)	4.3m (0)	2:01.71	27.92s	28.51s
6 KIMBLE	4	4.3m	8.4m (0)	8.8m (0)	2:01.92	27.94s	28.40s
8 ARMA XFACTOR	5	6.0m	21.1m (0)	17.6m (0)	2:02.05	27.68s	27.91s
9 HOPPYS WAY	6	7.7m	12.7m (0)	12.8m (0)	2:02.18	27.92s	28.38s
5 HILLVIEW BONDI	7	9.4m	8.9m (1)	10.0m (1)	2:02.31	27.98s	28.71s
7 TALKS UP A STORM	8	11.9m	14.1m (1)	14.5m (1)	2:02.50	27.94s	28.57s
3 WHATABRO	9	14.7m	5.2m (1)	6.0m (1)	2:02.71	27.96s	29.39s

Finish Position and metres gained from 800m







Harness Analyser

Sectional Analysis Software – Not just a formguide!

www.facebook.com/PJHarnessRacing



RISE Digital, Harness Racing Australia nor the provider accepts any responsibility for the completeness or accuracy of any of the information contained herein, and makes no representations about its suitability for any particular purpose. Users should make their own judgements about those matters and/or seek independent advice. You assume all risks associated with use of data provided on this page

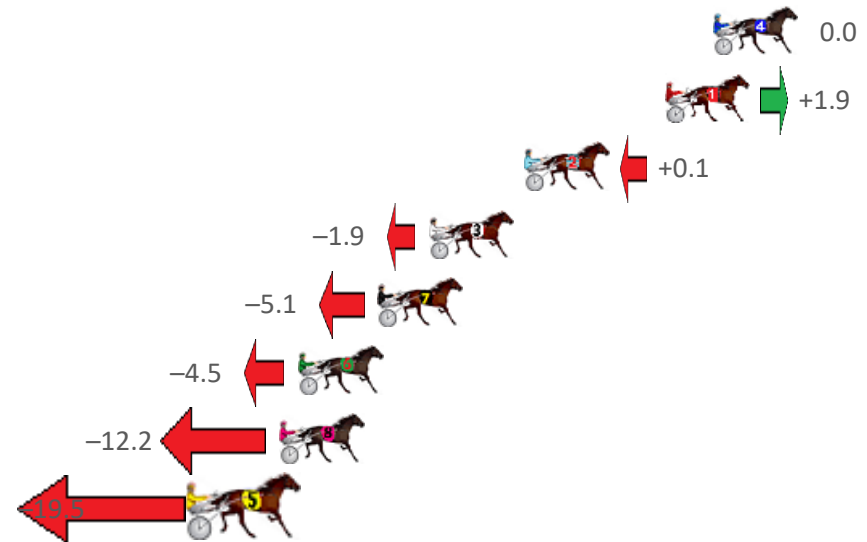
Gloucester Park Race 4 Distance 2130m

Friday, 15 September 2023

Gross Time: 2:34.40 MileRate: 1:56.60 LeadTime: 38.30s First Qtr: 31.10s Second Qtr: 29.20s Third Qtr: 27.40s Fourth Qtr: 28.40s

NoHorse	Plc	Mar	800 Posi	400 Posi	Time	3rd Qtr	4th Qtr
4 PRINCE OF PLEASUR	1	0.0m	0.0m (0)	0.0m (0)	2:34.40	27.40s	28.40s
1 GALACTIC STAR	2	1.9m	3.8m (0)	3.8m (0)	2:34.54	27.40s	28.28s
2 WILDWEST	3	7.5m	7.6m (0)	7.5m (0)	2:34.96	27.40s	28.44s
3 CHAL PATCH	4	11.3m	9.4m (1)	9.0m (2)	2:35.24	27.38s	28.62s
7 JUMPINGJACKMAC	5	13.3m	8.2m (2)	6.7m (3)	2:35.39	27.31s	28.93s
6 DIEGO	6	16.5m	12.0m (0)	11.8m (0)	2:35.63	27.40s	28.81s
8 BLITZEMBYE	7	17.2m	5.0m (1)	4.7m (2)	2:35.68	27.38s	29.36s
5 VAMPIRO	8	20.4m	0.9m (1)	2.9m (1)	2:35.92	27.54s	29.72s

Finish Position and metres gained from 800m



PJ Harness Analyser
Sectional Analysis Software – Not just a formguide!

www.facebook.com/PJHarnessRacing



RISE Digital, Harness Racing Australia nor the provider accepts any responsibility for the completeness or accuracy of any of the information contained herein, and makes no representations about its suitability for any particular purpose. Users should make their own judgements about those matters and/or seek independent advice. You assume all risks associated with use of data provided on this page

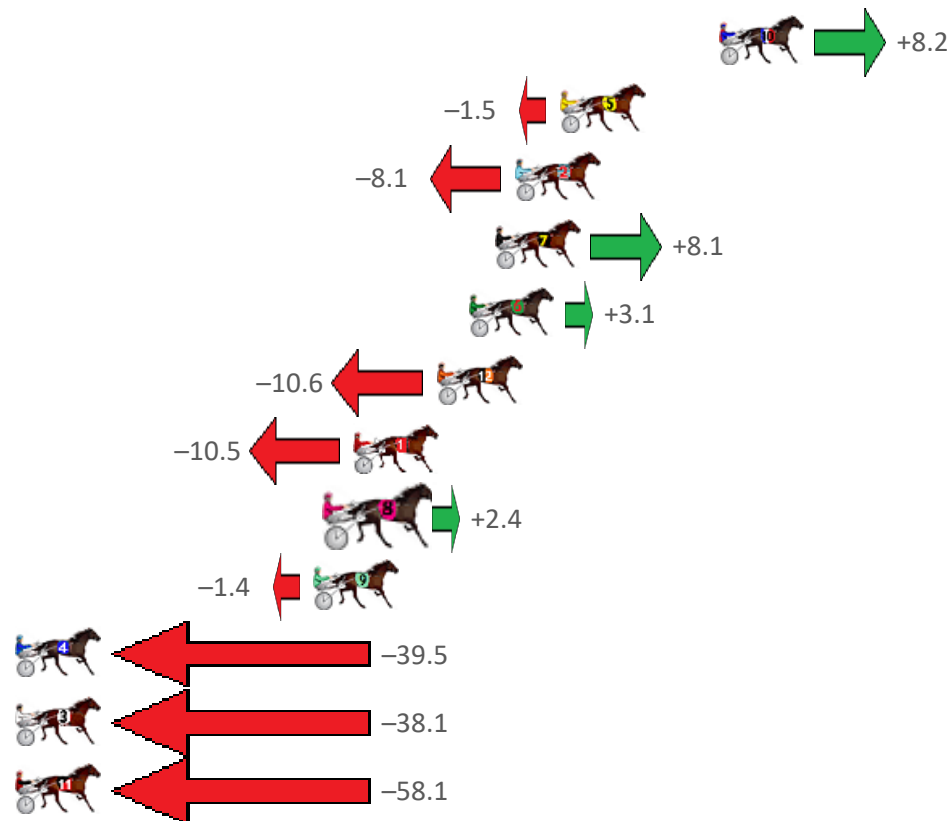
Gloucester Park Race 5 Distance 2130m

Friday, 15 September 2023

Gross Time: 2:34.60 MileRate: 1:56.80 LeadTime: 36.90s First Qtr: 29.50s Second Qtr: 30.50s Third Qtr: 28.40s Fourth Qtr: 29.30s

NoHorse	Plc	Mar	800 Posi	400 Posi	Time	3rd Qtr	4th Qtr
10 XCEPTIONAL ARMA	1	0.0m	8.2m (0)	9.0m (1)	2:34.60	28.46s	28.66s
5 I CROSS MY HEART	2	6.3m	4.8m (1)	4.8m (1)	2:35.08	28.40s	29.44s
2 MISS HEPBURN	3	8.1m	0.0m (0)	0.0m (0)	2:35.22	28.40s	29.92s
7 GRAND COUTEAU	4	8.9m	17.0m (1)	19.8m (0)	2:35.28	28.62s	28.56s
6 REMARKABLE ROCK	5	9.9m	13.0m (0)	9.5m (0)	2:35.36	28.16s	29.38s
12 WATER LOU	6	11.2m	0.6m (1)	0.3m (1)	2:35.46	28.38s	30.14s
1 SAN REMO BEACH	7	14.5m	4.0m (0)	5.0m (0)	2:35.71	28.48s	30.05s
8 PRINCESS KATIE	8	15.2m	17.6m (0)	14.5m (0)	2:35.77	28.20s	29.43s
9 NASE VIRA	9	16.1m	14.7m (2)	14.6m (3)	2:35.84	28.41s	29.49s
4 BAZAAR PACKAGE	10	48.6m	9.1m (1)	17.3m (1)	2:38.33	29.00s	31.79s
3 MANEA	11	51.1m	13.0m (1)	21.8m (2)	2:38.53	29.04s	31.66s
11 LENORA JANE	12	68.6m	10.5m (2)	17.1m (2)	2:39.87	28.88s	33.35s

Finish Position and metres gained from 800m



PJ Harness Analyser

Sectional Analysis Software - Not just a formguide!

www.facebook.com/PJHarnessRacing



RISE Digital, Harness Racing Australia nor the provider accepts any responsibility for the completeness or accuracy of any of the information contained herein, and makes no representations about its suitability for any particular purpose. Users should make their own judgements about those matters and/or seek independent advice. You assume all risks associated with use of data provided on this page

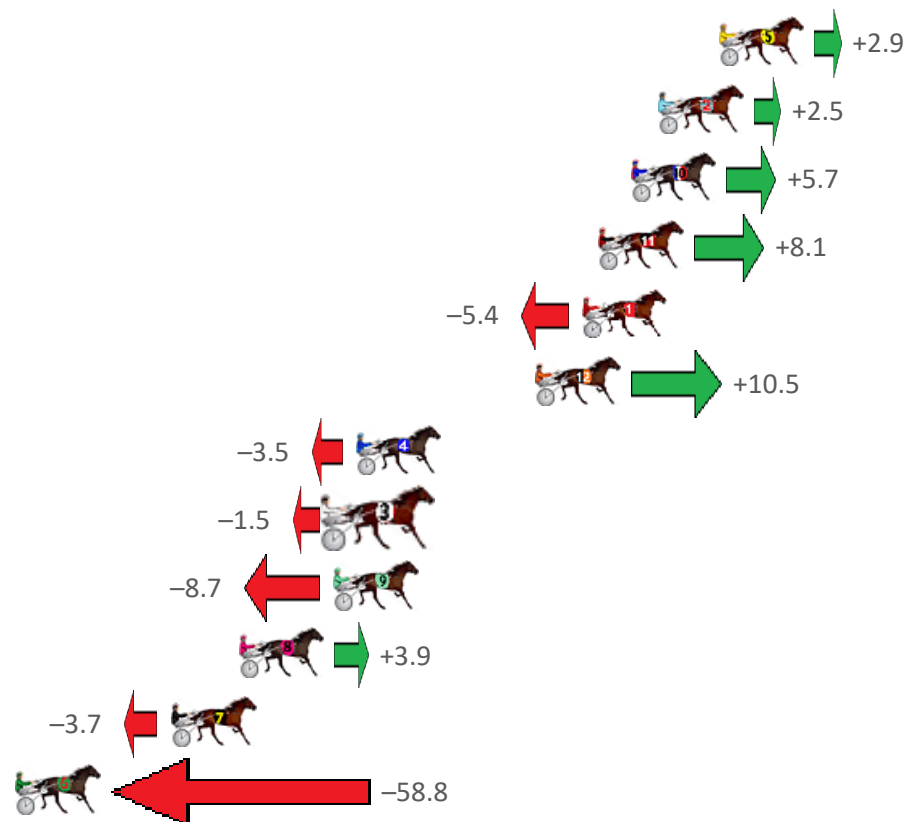
Gloucester Park Race 6 Distance 2130m

Friday, 15 September 2023

Gross Time: 2:34.40 MileRate: 1:56.70 LeadTime: 37.10s First Qtr: 30.90s Second Qtr: 29.40s Third Qtr: 28.00s Fourth Qtr: 29.00s

NoHorse	Plc	Mar	800 Posi	400 Posi	Time	3rd Qtr	4th Qtr
5 MENEMSHA	1	0.0m	2.9m (1)	1.7m (1)	2:34.40	27.92s	28.88s
2 GREVIS	2	2.4m	4.9m (0)	3.7m (0)	2:34.58	27.92s	28.92s
10 IDEAL MUSCLE	3	3.5m	9.2m (0)	7.9m (0)	2:34.67	27.92s	28.71s
11 CORK CAN RUN	4	4.8m	12.9m (0)	12.1m (0)	2:34.77	27.96s	28.51s
1 WAVERIDER	5	5.4m	0.0m (0)	0.0m (0)	2:34.81	28.00s	29.41s
12 ARMA BELIEVER	6	7.3m	17.8m (0)	16.4m (0)	2:34.96	27.92s	28.40s
4 OFF THE CHARTS	7	14.4m	10.9m (1)	10.2m (1)	2:35.50	27.96s	29.37s
3 THELITTLE MASTER	8	15.3m	13.8m (2)	4.6m (2)	2:35.56	27.36s	29.84s
9 TEN TO THE DOZEN	9	15.3m	6.6m (1)	6.5m (1)	2:35.56	28.00s	29.70s
8 SOHO SKYFALL	10	19.1m	23.0m (1)	14.2m (1)	2:35.85	27.40s	29.45s
7 BLAZE AWAY	11	21.8m	18.1m (1)	13.1m (2)	2:36.06	27.66s	29.73s
6 BROUGHT TO LIGHT	12	80.9m	22.1m (0)	29.9m (0)	2:40.56	28.58s	33.04s

Finish Position and metres gained from 800m



PJ Harness Analyser

Sectional Analysis Software - Not just a formguide!

www.facebook.com/PJHarnessRacing



RISE Digital, Harness Racing Australia nor the provider accepts any responsibility for the completeness or accuracy of any of the information contained herein, and makes no representations about its suitability for any particular purpose. Users should make their own judgements about those matters and/or seek independent advice. You assume all risks associated with use of data provided on this page

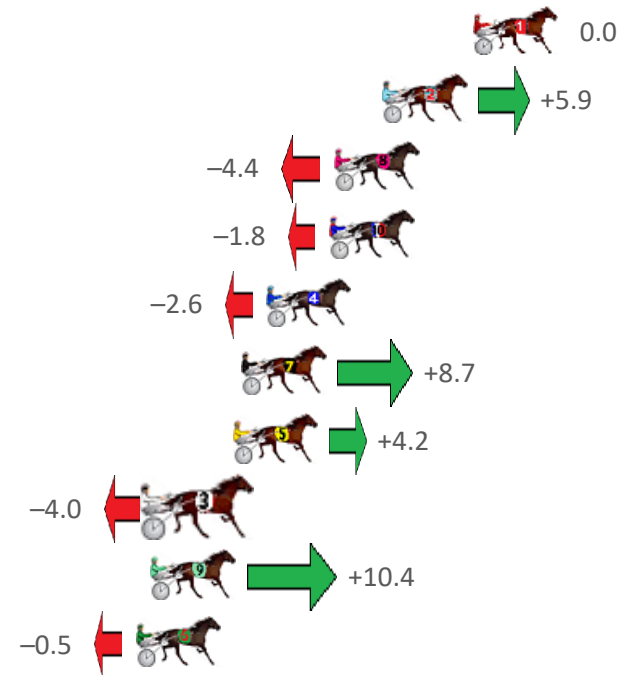
Gloucester Park Race 7 Distance 1730m

Friday, 15 September 2023

Gross Time: 2:06.20 MileRate: 1:57.40 LeadTime: 7.70s First Qtr: 29.90s Second Qtr: 31.90s Third Qtr: 28.80s Fourth Qtr: 27.90s

NoHorse	Plc	Mar	800 Posi	400 Posi	Time	3rd Qtr	4th Qtr
1 LUSAKA	1	0.0m	0.0m (0)	0.0m (0)	2:06.20	28.80s	27.90s
2 CHEER THE MAJOR	2	3.6m	9.5m (1)	9.7m (1)	2:06.46	28.80s	27.48s
8 RAMBO RABBIT	3	5.5m	1.1m (1)	1.7m (1)	2:06.60	28.84s	28.18s
10 OCTOBER REIGN	4	5.7m	3.9m (0)	4.0m (0)	2:06.62	28.80s	28.04s
4 ME FLASH	5	8.2m	5.6m (1)	5.7m (1)	2:06.80	28.80s	28.10s
7 HIGH PRICE	6	9.2m	17.9m (0)	18.2m (0)	2:06.87	28.80s	27.29s
5 ADDA SPOILT MAJOR	7	9.5m	13.7m (1)	13.7m (1)	2:06.90	28.78s	27.63s
3 DESIDERIO	8	12.7m	8.7m (0)	8.2m (0)	2:07.13	28.76s	28.25s
9 LUCCA	9	12.8m	23.2m (0)	22.1m (0)	2:07.14	28.70s	27.28s
6 LAMANDIER	10	13.4m	12.9m (0)	12.8m (0)	2:07.18	28.78s	27.98s

Finish Position and metres gained from 800m







Harness Analyser

Sectional Analysis Software – Not just a formguide!

www.facebook.com/PJHarnessRacing



RISE Digital, Harness Racing Australia nor the provider accepts any responsibility for the completeness or accuracy of any of the information contained herein, and makes no representations about its suitability for any particular purpose. Users should make their own judgements about those matters and/or seek independent advice. You assume all risks associated with use of data provided on this page

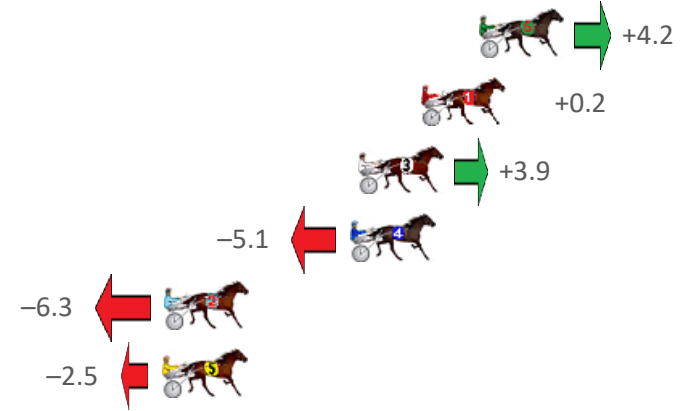
Gloucester Park Race 8 Distance 2536m

Friday, 15 September 2023

Gross Time: 3:08.70 MileRate: 1:59.80 LeadTime: 71.00s First Qtr: 31.10s Second Qtr: 30.00s Third Qtr: 28.60s Fourth Qtr: 28.00s

NoHorse	Plc	Mar	800 Posi	400 Posi	Time	3rd Qtr	4th Qtr
6 MASTER PUBLISHER	1	0.0m 4.2m (0)	8.6m (1)	3:08.70	28.90s	27.40s	
1 CORDERO	2	2.3m 2.5m (1)	2.6m (1)	3:08.87	28.60s	27.99s	
3 ROCKABALL	3	4.8m 8.7m (0)	11.9m (0)	3:09.05	28.82s	27.51s	
4 JASPERVELLABEACH	4	5.1m 0.0m (0)	0.0m (0)	3:09.08	28.60s	28.38s	
2 CARRERA MACH	5	12.5m 6.2m (1)	18.2m (0)	3:09.62	29.44s	27.64s	
5 TIGER ROYAL	6	12.6m 10.1m (1)	21.4m (1)	3:09.63	29.38s	27.43s	

Finish Position and metres gained from 800m







Harness Analyser

Sectional Analysis Software – Not just a formguide!

www.facebook.com/PJHarnessRacing



RISE Digital, Harness Racing Australia nor the provider accepts any responsibility for the completeness or accuracy of any of the information contained herein, and makes no representations about its suitability for any particular purpose. Users should make their own judgements about those matters and/or seek independent advice. You assume all risks associated with use of data provided on this page

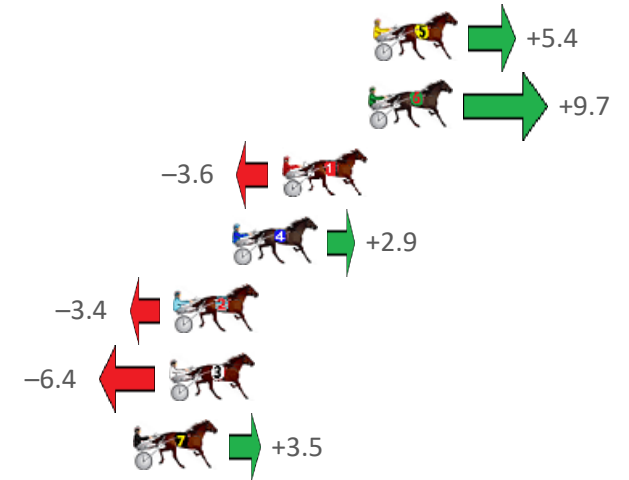
Gloucester Park Race 9 Distance 2130m

Friday, 15 September 2023

Gross Time: 2:37.60 MileRate: 1:59.10 LeadTime: 40.00s First Qtr: 31.40s Second Qtr: 29.70s Third Qtr: 28.50s Fourth Qtr: 28.00s

NoHorse	Plc	Mar	800 Posi	400 Posi	Time	3rd Qtr	4th Qtr
5 ACHARNE GIRL	1	0.0m	5.4m (1)	6.9m (1)	2:37.60	28.60s	27.52s
6 BEYOND THE SEA	2	0.2m	9.9m (1)	10.9m (1)	2:37.61	28.56s	27.25s
1 PAROQUET	3	3.6m	0.0m (0)	0.0m (0)	2:37.86	28.50s	28.26s
4 LET IT LINGA	4	5.6m	8.5m (0)	8.6m (0)	2:38.01	28.50s	27.81s
2 SHEHADI	5	7.9m	4.5m (0)	4.3m (0)	2:38.18	28.48s	28.28s
3 STORMYSKYES	6	8.1m	1.7m (1)	2.6m (1)	2:38.20	28.56s	28.41s
7 SIMPLY SHAZ	7	9.5m	13.0m (0)	13.4m (0)	2:38.30	28.52s	27.76s

Finish Position and metres gained from 800m







Harness Analyser

Sectional Analysis Software – Not just a formguide!

www.facebook.com/PJHarnessRacing



RISE Digital, Harness Racing Australia nor the provider accepts any responsibility for the completeness or accuracy of any of the information contained herein, and makes no representations about its suitability for any particular purpose. Users should make their own judgements about those matters and/or seek independent advice. You assume all risks associated with use of data provided on this page

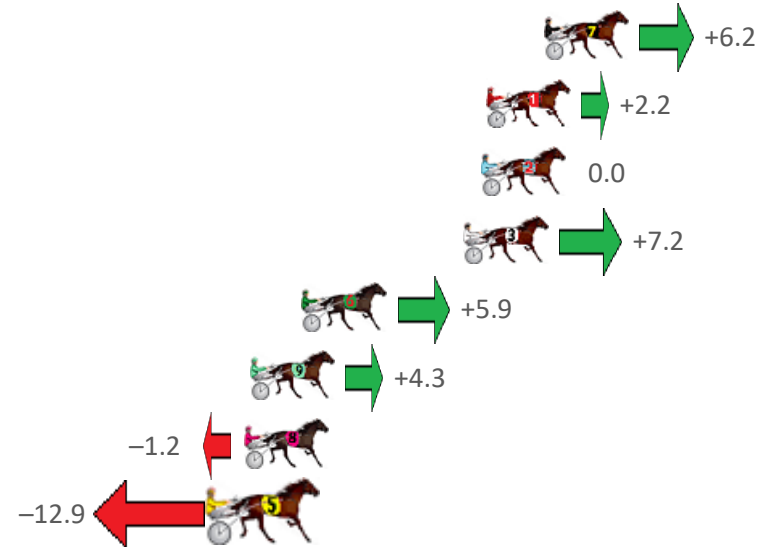
Gloucester Park Race 10 Distance 1730m

Friday, 15 September 2023

Gross Time: 2:03.90 MileRate: 1:55.20 LeadTime: 7.70s First Qtr: 29.50s Second Qtr: 28.60s Third Qtr: 28.90s Fourth Qtr: 29.20s

NoHorse	Plc	Mar	800 Posi	400 Posi	Time	3rd Qtr	4th Qtr
7 SOHO DOW JONES	1	0.0m	6.2m (1)	5.9m (1)	2:03.90	28.88s	28.78s
1 DUTY BOUND	2	2.3m	4.5m (0)	4.2m (0)	2:04.08	28.88s	29.08s
2 IRA POOLE	3	2.5m	2.5m (1)	2.0m (1)	2:04.09	28.86s	29.25s
3 MADDY MADDY	4	3.2m	10.4m (0)	8.3m (0)	2:04.15	28.76s	28.85s
6 WALSH	5	9.6m	15.5m (0)	12.5m (0)	2:04.64	28.70s	29.04s
9 NAME IN LIGHTS	6	11.7m	16.0m (1)	14.4m (1)	2:04.80	28.80s	29.05s
8 BLUE BLAZER	7	11.9m	10.7m (1)	10.3m (1)	2:04.81	28.88s	29.37s
5 DIAMONDSONTHEBE	8	12.9m	0.0m (0)	0.0m (0)	2:04.89	28.90s	30.19s

Finish Position and metres gained from 800m







Harness Analyser

Sectional Analysis Software – Not just a formguide!

www.facebook.com/PJHarnessRacing



RISE Digital, Harness Racing Australia nor the provider accepts any responsibility for the completeness or accuracy of any of the information contained herein, and makes no representations about its suitability for any particular purpose. Users should make their own judgements about those matters and/or seek independent advice. You assume all risks associated with use of data provided on this page