


Gloucester Park Race 1 Distance 2130m

Tuesday, 19 September 2023

Gross Time: 2:36.80 MileRate: 1:58.50 LeadTime: 35.60s First Qtr: 28.40s Second Qtr: 30.10s Third Qtr: 30.70s Fourth Qtr: 32.00s

NoHorse	Plc	Mar	800 Posi	400 Posi	Time	3rd Qtr	4th Qtr
6 COPY CAT QUEEN	1	0.0m	0.3m (1)	0.0m (1)	2:36.80	30.68s	32.00s
8 CHILLI PUNTER	2	2.1m	8.8m (1)	4.4m (1)	2:36.98	30.38s	31.83s
1 WORLD SECRET	3	2.9m	0.0m (0)	0.0m (0)	2:37.04	30.70s	32.24s
5 BELLES WHISPER	4	26.8m	11.2m (0)	8.8m (1)	2:39.04	30.54s	33.56s
4 STELLAR EDITION	5	41.0m	4.3m (1)	9.5m (0)	2:40.23	31.12s	34.69s
3 RELATIVELY ARMA	6	139.7m	78.3m (0)	92.1m (0)	2:48.47	32.02s	36.49s
2 SHES A MARE	7	218.2m	5.4m (0)	144.7m (0)	2:55.03	41.58s	38.95s

Finish Position and metres gained from 800m







Harness Analyser

Sectional Analysis Software – Not just a formguide!

www.facebook.com/PJHarnessRacing



RISE Digital, Harness Racing Australia nor the provider accepts any responsibility for the completeness or accuracy of any of the information contained herein, and makes no representations about its suitability for any particular purpose. Users should make their own judgements about those matters and/or seek independent advice. You assume all risks associated with use of data provided on this page

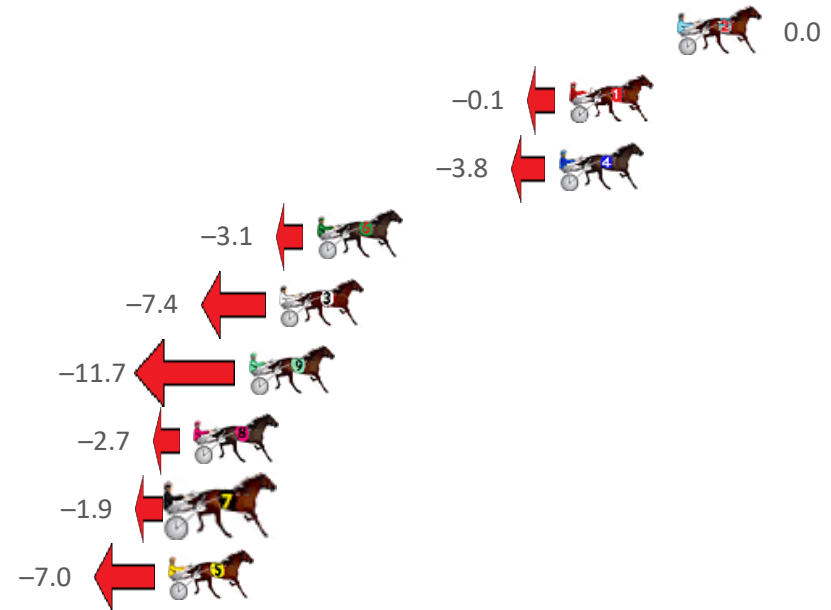
Gloucester Park Race 2 Distance 2130m

Tuesday, 19 September 2023

Gross Time: 2:35.70 MileRate: 1:57.70 LeadTime: 37.90s First Qtr: 31.60s Second Qtr: 28.80s Third Qtr: 28.70s Fourth Qtr: 28.70s

NoHorse	Plc	Mar	800 Posi	400 Posi	Time	3rd Qtr	4th Qtr
2 BLAZE ON	1	0.0m	0.0m (0)	0.0m (0)	2:35.70	28.70s	28.70s
1 MIKI DIAMONDS	2	4.3m	4.2m (0)	4.5m (0)	2:36.02	28.72s	28.70s
4 SKYLOU	3	4.7m	0.9m (1)	1.2m (1)	2:36.05	28.72s	28.97s
6 ELWADDELL	4	14.3m	11.2m (1)	9.6m (1)	2:36.78	28.58s	29.10s
3 THE WILDCARD	5	15.8m	8.4m (0)	9.3m (0)	2:36.89	28.76s	29.23s
9 SPEEDWAGON	6	17.0m	5.3m (1)	5.4m (1)	2:36.98	28.70s	29.60s
8 STEREOGRAPHIC	7	19.2m	16.5m (1)	15.5m (1)	2:37.15	28.62s	29.04s
7 IDEAL WHITBY	8	19.9m	18.0m (0)	19.7m (1)	2:37.20	28.82s	28.80s
5 ART REVIVAL	9	20.2m	13.2m (0)	14.9m (0)	2:37.22	28.82s	29.16s

Finish Position and metres gained from 800m



PJ Harness Analyser
Sectional Analysis Software – Not just a formguide!

www.facebook.com/PJHarnessRacing



RISE Digital, Harness Racing Australia nor the provider accepts any responsibility for the completeness or accuracy of any of the information contained herein, and makes no representations about its suitability for any particular purpose. Users should make their own judgements about those matters and/or seek independent advice. You assume all risks associated with use of data provided on this page

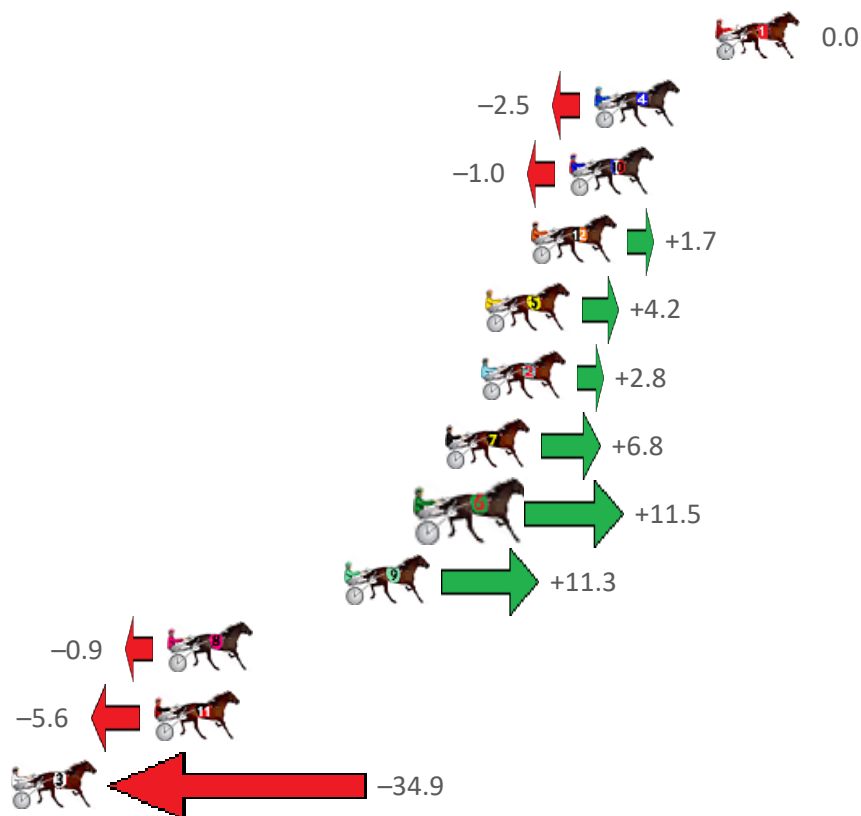
Gloucester Park Race 3 Distance 2130m

Tuesday, 19 September 2023

Gross Time: 2:36.90 MileRate: 1:58.60 LeadTime: 37.30s First Qtr: 31.30s Second Qtr: 30.50s Third Qtr: 28.50s Fourth Qtr: 29.30s

NoHorse	Plc	Mar	800 Posi	400 Posi	Time	3rd Qtr	4th Qtr
1 BRAMANTE STEPS	1	0.0m	0.0m (0)	0.0m (0)	2:36.90	28.50s	29.30s
4 BLOCKJORG	2	4.8m	2.3m (1)	3.4m (1)	2:37.27	28.58s	29.43s
10 DELIGHTFUL MANDY	3	5.8m	4.8m (0)	5.3m (0)	2:37.35	28.54s	29.37s
12 LIL DELIGHT	4	7.3m	9.0m (0)	9.8m (0)	2:37.46	28.56s	29.16s
5 VALHALLA MISS	5	9.1m	13.3m (0)	14.2m (0)	2:37.60	28.58s	28.98s
2 TOO BEE WATCHING	6	9.3m	12.1m (1)	10.3m (1)	2:37.61	28.38s	29.27s
7 EYE BETTER	7	10.7m	17.5m (0)	18.4m (0)	2:37.72	28.58s	28.80s
6 POCKETFUL OF OPAL	8	11.4m	22.9m (0)	22.6m (0)	2:37.78	28.50s	28.56s
9 UNLUCKY	9	14.7m	26.0m (1)	26.0m (2)	2:38.03	28.52s	28.57s
8 SHEHADI	10	21.8m	20.9m (1)	22.1m (2)	2:38.58	28.60s	29.39s
11 ROCKIN THE TREND	11	22.3m	16.7m (1)	17.9m (1)	2:38.61	28.60s	29.73s
3 SUNNIE BEACH	12	42.5m	7.6m (1)	23.1m (1)	2:40.17	29.62s	30.90s

Finish Position and metres gained from 800m



PJ Harness Analyser

Sectional Analysis Software – Not just a formguide!

www.facebook.com/PJHarnessRacing



RISE Digital, Harness Racing Australia nor the provider accepts any responsibility for the completeness or accuracy of any of the information contained herein, and makes no representations about its suitability for any particular purpose. Users should make their own judgements about those matters and/or seek independent advice. You assume all risks associated with use of data provided on this page

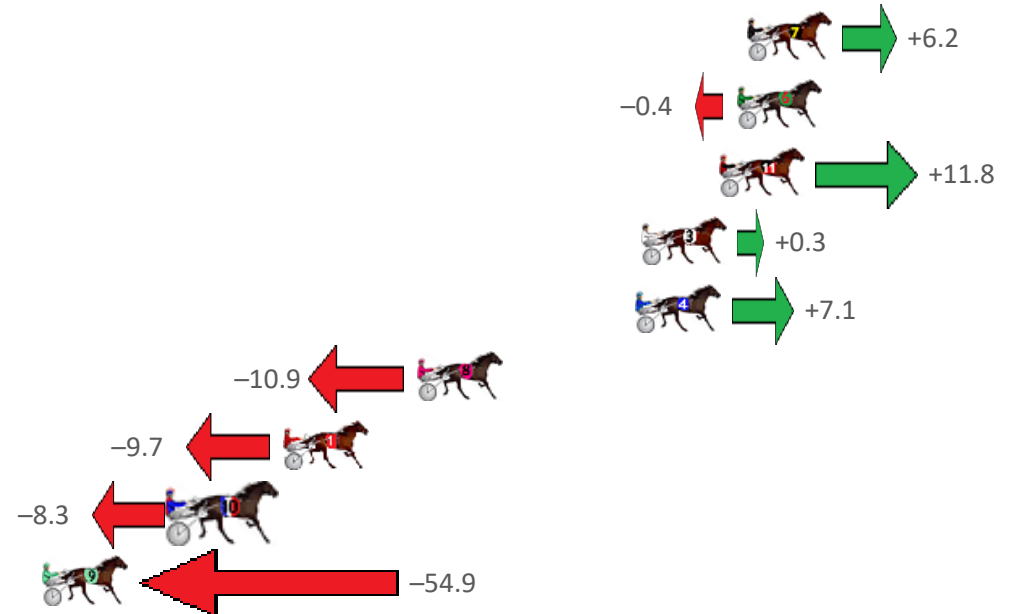
Gloucester Park Race 4 Distance 2130m

Tuesday, 19 September 2023

Gross Time: 2:35.90 MileRate: 1:57.80 LeadTime: 36.10s First Qtr: 31.10s Second Qtr: 28.80s Third Qtr: 29.60s Fourth Qtr: 30.30s

NoHorse	Plc	Mar	800 Posi	400 Posi	Time	3rd Qtr	4th Qtr
7 TRIROYALE BRIGADE	1	0.0m	6.2m (1)	5.7m (1)	2:35.90	29.58s	29.88s
6 SHOOT THROUGH	2	0.4m	0.0m (0)	0.0m (0)	2:35.93	29.60s	30.33s
11 DOCTOR STEVE	3	1.1m	12.9m (0)	14.2m (0)	2:35.99	29.74s	29.33s
3 SUNPATRA	4	4.2m	4.5m (0)	4.3m (0)	2:36.23	29.60s	30.31s
4 BELONERO	5	4.4m	11.5m (1)	10.0m (1)	2:36.25	29.52s	29.91s
8 ULTIMATE ROCKER	6	13.1m	2.2m (1)	1.6m (1)	2:36.94	29.56s	31.22s
1 LIVE LIFE FAST	7	18.4m	8.7m (0)	8.6m (0)	2:37.36	29.62s	31.12s
10 FRANCESCO	8	22.6m	14.3m (2)	11.9m (2)	2:37.69	29.46s	31.21s
9 KRAFTY	9	55.2m	0.3m (2)	6.8m (2)	2:40.28	30.08s	34.17s

Finish Position and metres gained from 800m



PJ Harness Analyser
Sectional Analysis Software – Not just a formguide!

www.facebook.com/PJHarnessRacing



RISE Digital, Harness Racing Australia nor the provider accepts any responsibility for the completeness or accuracy of any of the information contained herein, and makes no representations about its suitability for any particular purpose. Users should make their own judgements about those matters and/or seek independent advice. You assume all risks associated with use of data provided on this page

Gloucester Park Race 5 Distance 2536m

Tuesday, 19 September 2023

Gross Time: 3:08.10 MileRate: 1:59.40 LeadTime: 70.30s First Qtr: 31.30s Second Qtr: 30.40s Third Qtr: 27.90s Fourth Qtr: 28.20s

NoHorse	Plc	Mar	800 Posi	400 Posi	Time	3rd Qtr	4th Qtr
2 ONESMARTFELLA	1	0.0m	0.0m (0)	0.0m (0)	3:08.10	27.90s	28.20s

Finish Position and metres gained from 800m



3 SOUND WAVE	2	12.1m	4.3m (0)	4.6m (0)	3:09.00	27.92s	28.78s
--------------	---	-------	----------	----------	---------	--------	--------



6 CODENAME MARCU	3	20.3m	4.3m (2)	2.6m (1)	3:09.60	27.78s	29.52s
------------------	---	-------	----------	----------	---------	--------	--------



10 CAVALRY CALL	4	23.3m	8.9m (0)	10.6m (0)	3:09.83	28.02s	29.19s
-----------------	---	-------	----------	-----------	---------	--------	--------



8 MAKE IT HAPPEN	5	26.4m	18.2m (0)	16.7m (1)	3:10.06	27.80s	28.99s
------------------	---	-------	-----------	-----------	---------	--------	--------



11 FEELING ACES	6	27.3m	2.0m (1)	6.3m (1)	3:10.12	28.20s	29.78s
-----------------	---	-------	----------	----------	---------	--------	--------



12 TRIPLE BRIE	7	27.5m	13.6m (0)	15.5m (0)	3:10.14	28.04s	29.16s
----------------	---	-------	-----------	-----------	---------	--------	--------



4 LUCAPELO	8	33.5m	16.2m (1)	12.4m (1)	3:10.58	27.64s	29.82s
------------	---	-------	-----------	-----------	---------	--------	--------



5 HENWOOD BAY	9	37.1m	11.5m (1)	10.4m (3)	3:10.85	27.83s	30.22s
---------------	---	-------	-----------	-----------	---------	--------	--------



7 SOHO GIGOLO	10	44.8m	6.4m (1)	9.2m (2)	3:11.42	28.10s	30.88s
---------------	----	-------	----------	----------	---------	--------	--------



1 MADDY MADDY	11	51.2m	23.7m (0)	25.2m (0)	3:11.89	28.02s	30.23s
---------------	----	-------	-----------	-----------	---------	--------	--------



PJ Harness Analyser

Sectional Analysis Software – Not just a formguide!

www.facebook.com/PJHarnessRacing



RISE Digital, Harness Racing Australia nor the provider accepts any responsibility for the completeness or accuracy of any of the information contained herein, and makes no representations about its suitability for any particular purpose. Users should make their own judgements about those matters and/or seek independent advice. You assume all risks associated with use of data provided on this page

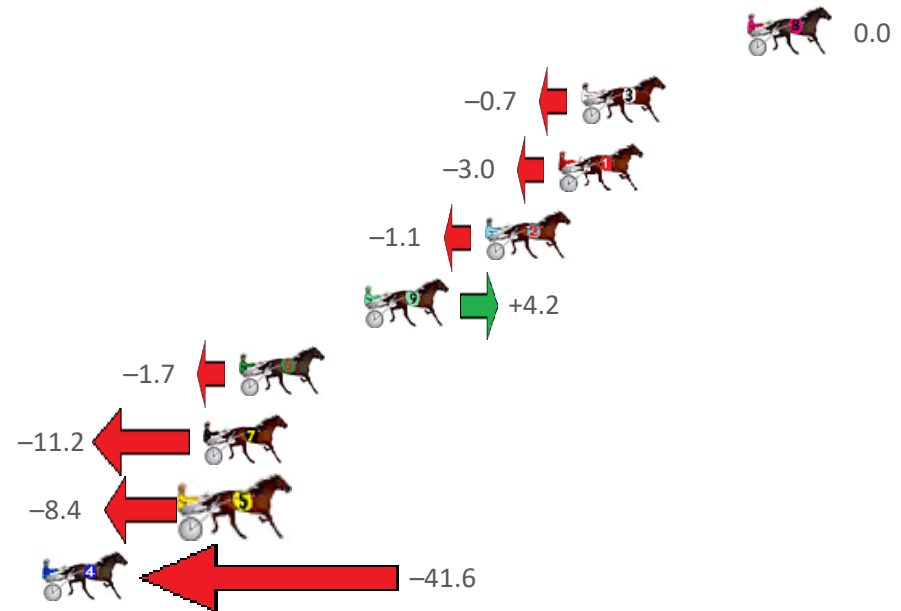
Gloucester Park Race 6 Distance 1730m

Tuesday, 19 September 2023

Gross Time: 2:04.00 MileRate: 1:55.30 LeadTime: 7.60s First Qtr: 29.60s Second Qtr: 29.70s Third Qtr: 28.70s Fourth Qtr: 28.40s

NoHorse	Plc	Mar	800 Posi	400 Posi	Time	3rd Qtr	4th Qtr
8 HOTLY PURSUED	1	0.0m	0.0m (0)	0.0m (0)	2:04.00	28.70s	28.40s
3 INSTA GATOR	2	6.6m	5.9m (1)	5.7m (1)	2:04.49	28.68s	28.49s
1 EKARA NAVAJO	3	7.5m	4.5m (0)	4.2m (0)	2:04.56	28.68s	28.66s
2 SPUDMEISTER	4	10.4m	9.3m (0)	9.0m (0)	2:04.78	28.68s	28.54s
9 RONALD SCOTT	5	15.2m	19.4m (1)	17.5m (1)	2:05.13	28.56s	28.29s
6 NANCY KAY	6	20.2m	18.5m (0)	19.5m (0)	2:05.51	28.76s	28.53s
7 SLAMMA ALABAMA	7	21.6m	10.4m (1)	10.5m (1)	2:05.61	28.70s	29.27s
5 ROCK THE BANK	8	22.1m	13.7m (0)	15.2m (0)	2:05.65	28.80s	28.97s
4 DAWSON SHARD	9	56.5m	14.9m (1)	22.0m (1)	2:08.22	29.20s	31.05s

Finish Position and metres gained from 800m



PJ Harness Analyser
Sectional Analysis Software – Not just a formguide!

www.facebook.com/PJHarnessRacing



RISE Digital, Harness Racing Australia nor the provider accepts any responsibility for the completeness or accuracy of any of the information contained herein, and makes no representations about its suitability for any particular purpose. Users should make their own judgements about those matters and/or seek independent advice. You assume all risks associated with use of data provided on this page

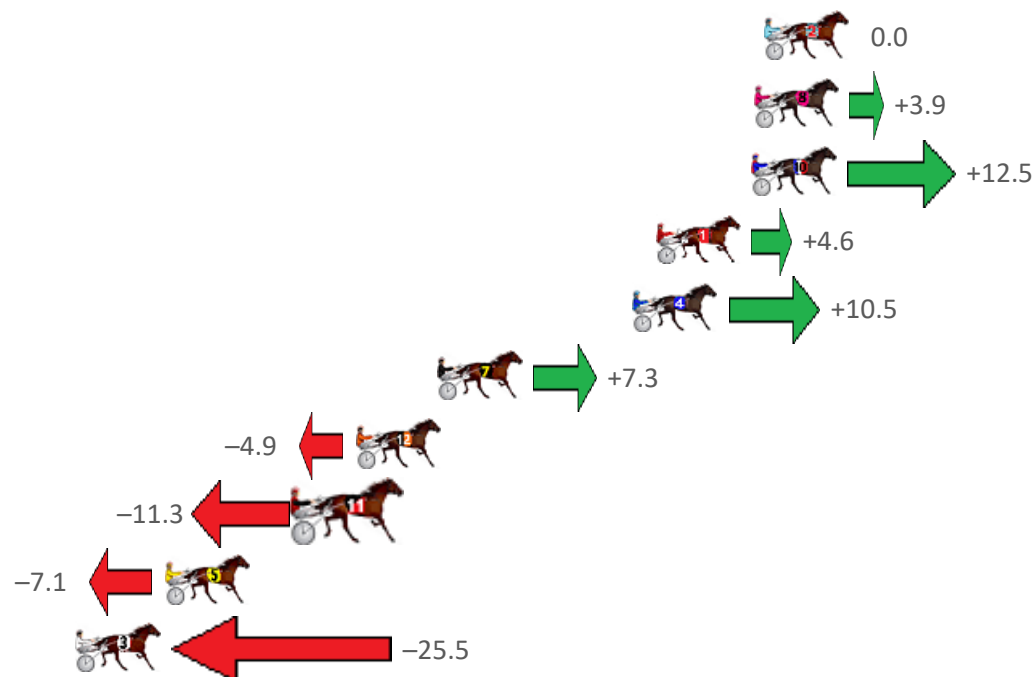
Gloucester Park Race 7 Distance 2130m

Tuesday, 19 September 2023

Gross Time: 2:37.80 MileRate: 1:59.20 LeadTime: 37.30s First Qtr: 31.10s Second Qtr: 29.80s Third Qtr: 29.90s Fourth Qtr: 29.70s

NoHorse	Plc	Mar	800 Posi	400 Posi	Time	3rd Qtr	4th Qtr
2 DYNAMITE DOLLY	1	0.0m	0.0m (0)	0.0m (0)	2:37.80	29.90s	29.70s
8 FIREPLAY	2	0.4m	4.3m (0)	3.5m (1)	2:37.83	29.84s	29.47s
10 JESSE ALLWOOD	3	0.5m	13.0m (0)	10.5m (0)	2:37.84	29.72s	28.96s
1 BATAVIA BLACKHOLE	4	4.3m	8.9m (0)	6.2m (0)	2:38.13	29.70s	29.57s
4 EUSTON FLYER	5	5.2m	15.7m (1)	12.5m (1)	2:38.20	29.66s	29.18s
7 TEPELO STAR	6	13.0m	20.3m (0)	17.3m (0)	2:38.81	29.68s	29.43s
12 SIDSTREPO	7	16.2m	11.3m (1)	11.1m (2)	2:39.06	29.88s	30.14s
11 ACOLTNAME DSU	8	18.3m	7.0m (1)	6.5m (2)	2:39.22	29.86s	30.64s
5 MY MASTER OF DISG	9	23.8m	16.7m (2)	15.7m (2)	2:39.65	29.82s	30.39s
3 THE PARTY BOY	10	27.4m	1.9m (1)	7.6m (1)	2:39.93	30.32s	31.27s

Finish Position and metres gained from 800m



PJ Harness Analyser

Sectional Analysis Software – Not just a formguide!

www.facebook.com/PJHarnessRacing



RISE Digital, Harness Racing Australia nor the provider accepts any responsibility for the completeness or accuracy of any of the information contained herein, and makes no representations about its suitability for any particular purpose. Users should make their own judgements about those matters and/or seek independent advice. You assume all risks associated with use of data provided on this page

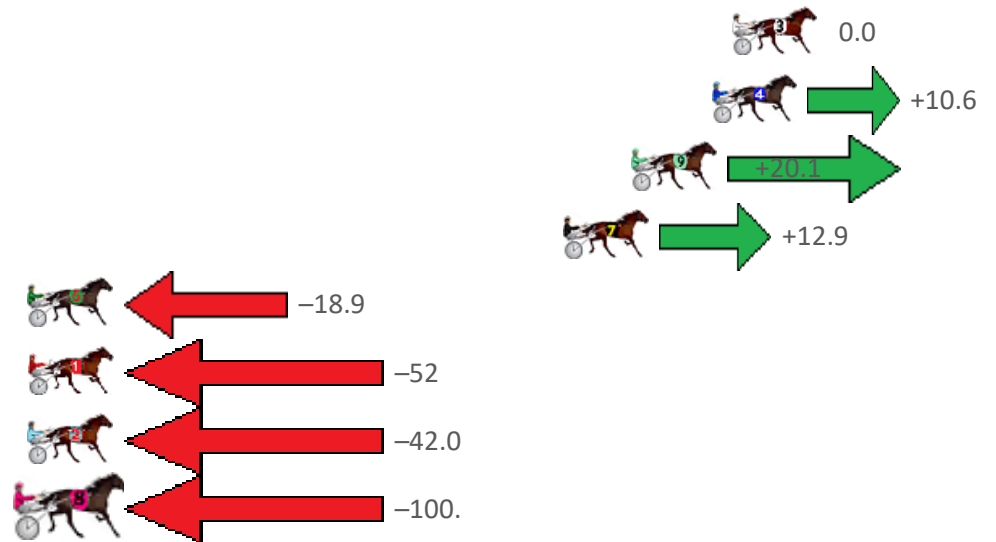
Gloucester Park Race 8 Distance 2503m

Tuesday, 19 September 2023

Gross Time: 3:18.70 MileRate: 2:06.70 LeadTime: 76.50s First Qtr: 31.10s Second Qtr: 30.50s Third Qtr: 30.40s Fourth Qtr: 30.20s

NoHorse	Plc	Mar	800 Posi	400 Posi	Time	3rd Qtr	4th Qtr
3 BEE BEE BERO	1	0.0m	0.0m (0)	0.0m (0)	3:18.70	30.40s	30.20s
4 NICKYS SON	2	0.8m	11.4m (0)	5.1m (0)	3:18.76	29.92s	29.88s
9 THATS NOT MY GAIT	3	4.0m	24.1m (0)	11.2m (1)	3:19.02	29.42s	29.67s
7 STAY FOCUSED	4	6.7m	19.6m (1)	7.5m (1)	3:19.23	29.48s	30.17s
6 ONE OVER DA SON	5	34.3m	15.4m (1)	12.2m (0)	3:21.41	30.16s	31.99s
1 THE HONOURS	6	68.7m	16.7m (0)	23.9m (0)	3:24.13	30.94s	33.83s
2 MRIYA DREAM	7	78.8m	36.8m (0)	34.5m (0)	3:24.93	30.22s	33.83s
8 SCOOTIN AROUND	8	225.9m	125.7m (0)	149.8m (0)	3:36.56	32.18s	36.78s

Finish Position and metres gained from 800m



PJ Harness Analyser
Sectional Analysis Software – Not just a formguide!

www.facebook.com/PJHarnessRacing



RISE Digital, Harness Racing Australia nor the provider accepts any responsibility for the completeness or accuracy of any of the information contained herein, and makes no representations about its suitability for any particular purpose. Users should make their own judgements about those matters and/or seek independent advice. You assume all risks associated with use of data provided on this page

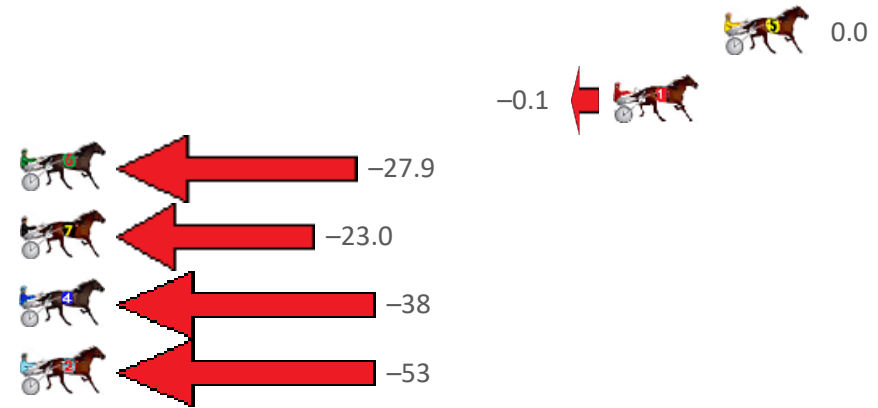
Gloucester Park Race 9 Distance 2130m

Tuesday, 19 September 2023

Gross Time: 2:36.40 MileRate: 1:58.20 LeadTime: 38.80s First Qtr: 31.20s Second Qtr: 29.80s Third Qtr: 28.40s Fourth Qtr: 28.20s

NoHorse	Plc	Mar	800 Posi	400 Posi	Time	3rd Qtr	4th Qtr
5 BLAMEITONTHE NIG	1	0.0m	0.0m (0)	0.0m (0)	2:36.40	28.40s	28.20s
1 GALAXY WARRIOR	2	4.4m	4.3m (0)	4.0m (0)	2:36.73	28.38s	28.25s
6 BARBADOS	3	30.2m	2.3m (1)	7.7m (1)	2:38.64	28.78s	29.90s
7 MAJOR DALTON	4	32.1m	9.1m (0)	8.8m (0)	2:38.78	28.38s	29.96s
4 POINTOPROVE	5	44.1m	6.8m (1)	10.9m (2)	2:39.67	28.68s	30.70s
2 BOSTON BLUE CHIP	6	124.7m	72.5m (0)	83.0m (0)	2:45.64	29.12s	31.60s

Finish Position and metres gained from 800m



PJ Harness Analyser
Sectional Analysis Software – Not just a formguide!

www.facebook.com/PJHarnessRacing



RISE Digital, Harness Racing Australia nor the provider accepts any responsibility for the completeness or accuracy of any of the information contained herein, and makes no representations about its suitability for any particular purpose. Users should make their own judgements about those matters and/or seek independent advice. You assume all risks associated with use of data provided on this page