

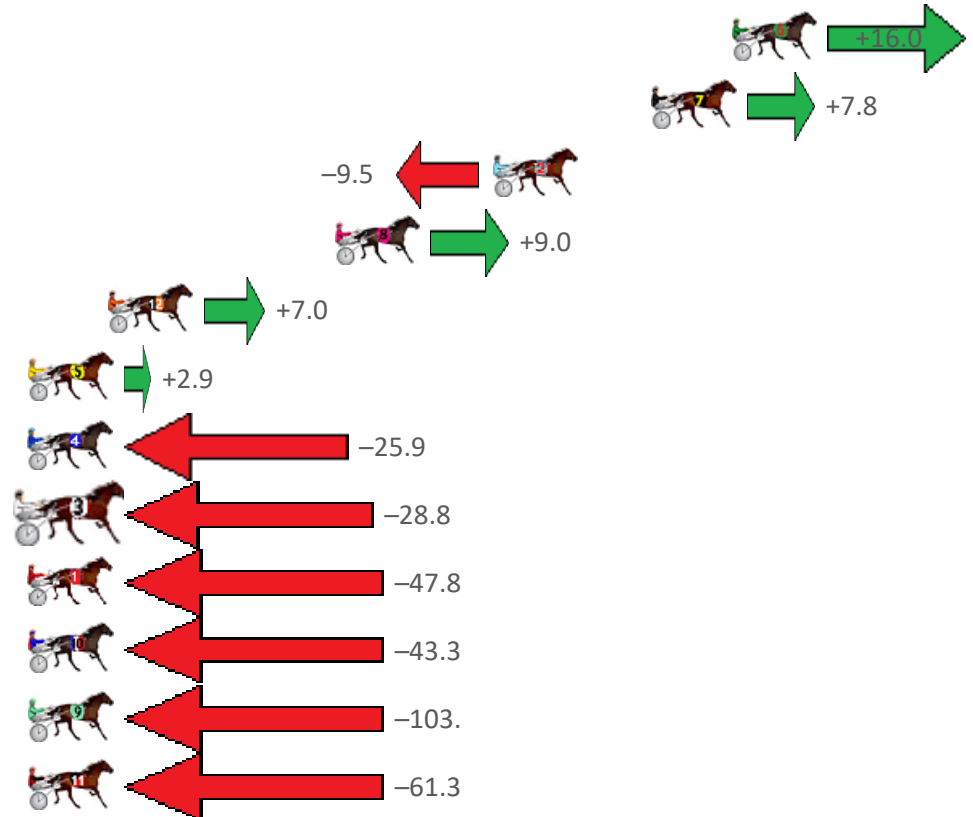
Gloucester Park Race 1 Distance 2130m

Friday, 22 September 2023

Gross Time: 2:33.00 MileRate: 1:55.60 LeadTime: 36.20s First Qtr: 29.70s Second Qtr: 28.60s Third Qtr: 29.10s Fourth Qtr: 29.40s

NoHorse	Plc	Mar	800 Posi	400 Posi	Time	3rd Qtr	4th Qtr
6 MANHATTAN MOON	1	0.0m	16.0m (0)	8.5m (0)	2:33.00	28.58s	28.78s
7 ARMA BELIEVER	2	3.2m	11.0m (0)	4.7m (0)	2:33.25	28.66s	29.31s
2 KABOCHON	3	9.5m	0.0m (0)	0.0m (0)	2:33.73	29.10s	30.13s
8 BROUGHT TO LIGHT	4	15.8m	24.8m (1)	16.6m (1)	2:34.22	28.54s	29.41s
12 OFF THE CHARTS	5	24.8m	31.8m (2)	22.6m (1)	2:34.91	28.48s	29.67s
5 ARIONROCK	6	29.7m	32.6m (0)	34.7m (0)	2:35.29	29.30s	29.17s
4 QUINTON	7	54.9m	29.0m (1)	34.4m (1)	2:37.23	29.54s	31.13s
3 TEMPT THE STARS	8	56.1m	27.3m (0)	30.5m (0)	2:37.32	29.38s	31.50s
1 ON THE BACK FOOT	9	70.0m	22.2m (0)	25.3m (0)	2:38.40	29.36s	32.96s
10 WORLDS ABOVE	10	99.0m	55.7m (0)	65.2m (0)	2:40.63	29.88s	32.29s
9 OPAL HUNTER	11	123.9m	20.3m (1)	41.3m (1)	2:42.55	30.66s	35.95s
11 ARTFUL MAJOR	12	140.9m	79.6m (0)	92.7m (0)	2:43.86	30.18s	33.52s

Finish Position and metres gained from 800m



PJ Harness Analyser

Sectional Analysis Software - Not just a formguide!

www.facebook.com/PJHarnessRacing

RISE Digital, Harness Racing Australia nor the provider accepts any responsibility for the completeness or accuracy of any of the information contained herein, and makes no representations about its suitability for any particular purpose. Users should make their own judgements about those matters and/or seek independent advice. You assume all risks associated with use of data provided on this page

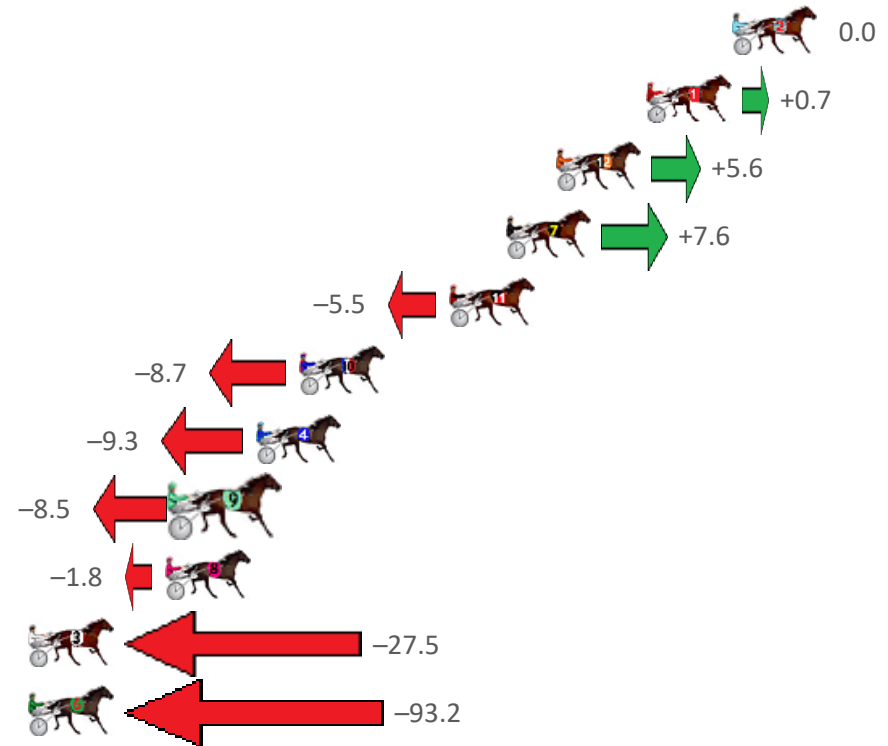
Gloucester Park Race 2 Distance 2536m

Friday, 22 September 2023

Gross Time: 3:09.10 MileRate: 2:00.00 LeadTime: 69.60s First Qtr: 31.10s Second Qtr: 30.40s Third Qtr: 29.50s Fourth Qtr: 28.50s

NoHorse	Plc	Mar	800 Posi	400 Posi	Time	3rd Qtr	4th Qtr
2 LAMANDIER	1	0.0m	0.0m (0)	0.0m (0)	3:09.10	29.50s	28.50s
1 NAME IN LIGHTS	2	3.4m	4.1m (0)	3.9m (0)	3:09.35	29.48s	28.47s
12 SIMPLY SHAZ	3	7.0m	12.6m (0)	12.8m (0)	3:09.62	29.50s	28.10s
7 GETN WIGGY WITHIT	4	9.0m	16.6m (0)	16.4m (0)	3:09.77	29.46s	27.99s
11 DISCO UNDER FIRE	5	11.2m	5.7m (1)	6.7m (1)	3:09.94	29.56s	28.86s
10 STATE OF HEAVEN	6	17.2m	8.5m (0)	8.9m (0)	3:10.39	29.52s	29.15s
4 TROOPINGOFTHECO	7	18.9m	9.6m (1)	10.6m (1)	3:10.51	29.56s	29.15s
9 ULTIMATE ROCKER	8	21.9m	13.4m (1)	13.9m (2)	3:10.74	29.52s	29.14s
8 BROOKIES JET	9	22.5m	20.7m (0)	21.1m (0)	3:10.78	29.50s	28.66s
3 REGAL CHEVAL	10	29.4m	1.9m (1)	2.5m (1)	3:11.30	29.54s	30.52s
6 PER ARDUA AD ASTR	11	110.4m	17.2m (1)	16.4m (1)	3:17.36	29.42s	35.58s

Finish Position and metres gained from 800m





PJ Harness Analyser

Sectional Analysis Software - Not just a formguide!

www.facebook.com/PJHarnessRacing



RISE Digital, Harness Racing Australia nor the provider accepts any responsibility for the completeness or accuracy of any of the information contained herein, and makes no representations about its suitability for any particular purpose. Users should make their own judgements about those matters and/or seek independent advice. You assume all risks associated with use of data provided on this page

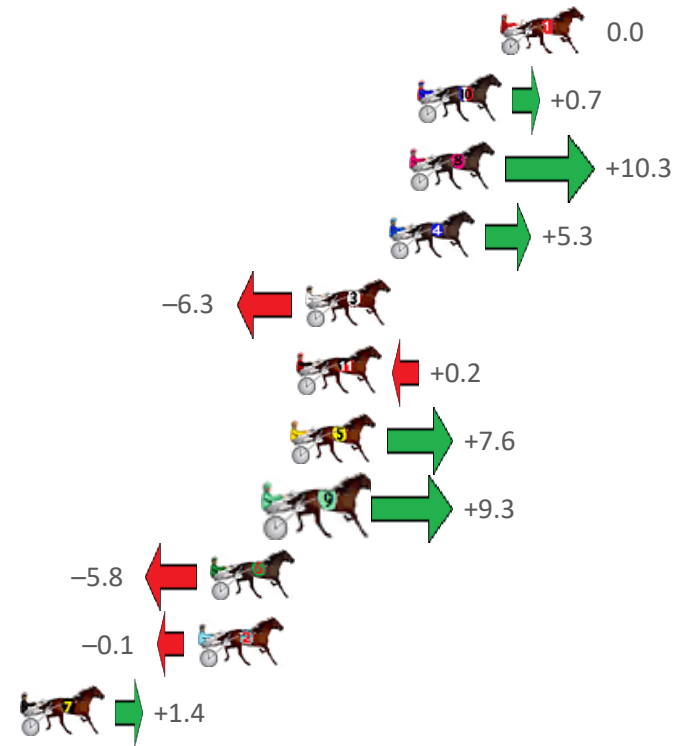
Gloucester Park Race 3 Distance 2130m

Friday, 22 September 2023

Gross Time: 2:34.80 MileRate: 1:57.00 LeadTime: 37.60s First Qtr: 30.80s Second Qtr: 30.00s Third Qtr: 28.30s Fourth Qtr: 28.10s

NoHorse	Plc	Mar	800 Posi	400 Posi	Time	3rd Qtr	4th Qtr
1 MEA CULPA	1	0.0m	0.0m (0)	0.0m (0)	2:34.80	28.30s	28.10s
10 WHATABRO	2	3.3m	4.0m (0)	4.0m (0)	2:35.04	28.30s	28.06s
8 VAMPIRO	3	3.6m	13.9m (1)	9.8m (2)	2:35.07	28.00s	27.68s
4 MASTER PUBLISHER	4	4.4m	9.7m (1)	5.8m (2)	2:35.12	28.02s	28.02s
3 CLASSIC CHOICE	5	7.7m	1.4m (1)	1.8m (1)	2:35.37	28.32s	28.55s
11 VALENTINES BROOK	6	8.1m	8.3m (0)	8.0m (0)	2:35.40	28.28s	28.14s
5 WATTS UP SUNSHIN	7	8.3m	15.9m (0)	12.6m (1)	2:35.41	28.06s	27.83s
9 CORDERO	8	8.9m	18.2m (1)	16.6m (1)	2:35.46	28.18s	27.60s
6 JASPERVELLABEACH	9	11.5m	5.7m (1)	6.0m (1)	2:35.65	28.32s	28.53s
2 CARRERA MACH	10	12.0m	11.9m (0)	12.0m (0)	2:35.69	28.30s	28.15s
7 LONGREACH BAY	11	19.1m	20.5m (0)	17.1m (0)	2:36.21	28.06s	28.31s

Finish Position and metres gained from 800m



PJ Harness Analyser

Sectional Analysis Software - Not just a formguide!

www.facebook.com/PJHarnessRacing

RISE Digital, Harness Racing Australia nor the provider accepts any responsibility for the completeness or accuracy of any of the information contained herein, and makes no representations about its suitability for any particular purpose. Users should make their own judgements about those matters and/or seek independent advice. You assume all risks associated with use of data provided on this page


Gloucester Park Race 4 Distance 2536m

Friday, 22 September 2023

Gross Time: 3:06.90 MileRate: 1:58.60 LeadTime: 69.60s First Qtr: 30.90s Second Qtr: 30.40s Third Qtr: 28.50s Fourth Qtr: 27.50s

NoHorse	Plc	Mar	800 Posi	400 Posi	Time	3rd Qtr	4th Qtr
5 STEEL THE SHOW	1	0.0m	0.0m (0)	0.0m (0)	3:06.90	28.50s	27.50s
2 BLITZEMBYE	2	3.1m	4.0m (0)	3.7m (0)	3:07.12	28.48s	27.46s
7 HIMSELF	3	3.4m	1.1m (1)	1.5m (1)	3:07.15	28.52s	27.64s
3 JUMPINGJACKMAC	4	4.8m	13.8m (1)	9.8m (1)	3:07.25	28.20s	27.17s
8 MIGHTY RONALDO	5	4.8m	12.1m (0)	11.5m (0)	3:07.25	28.44s	27.05s
6 THE CODE BREAKER	6	5.8m	7.9m (0)	7.8m (0)	3:07.32	28.48s	27.38s
4 MINSTREL	7	7.7m	5.4m (1)	5.2m (1)	3:07.46	28.48s	27.70s
1 DIEGO	8	11.1m	9.6m (1)	5.8m (2)	3:07.70	28.22s	27.90s

Finish Position and metres gained from 800m





PJ Harness Analyser

Sectional Analysis Software - Not just a formguide!

www.facebook.com/PJHarnessRacing



RISE Digital, Harness Racing Australia nor the provider accepts any responsibility for the completeness or accuracy of any of the information contained herein, and makes no representations about its suitability for any particular purpose. Users should make their own judgements about those matters and/or seek independent advice. You assume all risks associated with use of data provided on this page


Gloucester Park Race 5 Distance 2130m

Friday, 22 September 2023

Gross Time: 2:37.00 MileRate: 1:58.60 LeadTime: 38.40s First Qtr: 31.40s Second Qtr: 31.20s Third Qtr: 28.20s Fourth Qtr: 27.80s

NoHorse	Plc	Mar	800 Posi	400 Posi	Time	3rd Qtr	4th Qtr
5 TURN THE PAGE	1	0.0m	1.4m (1)	2.3m (1)	2:37.00	28.26s	27.64s
1 CASTELLA DELLACQU	2	0.5m	0.0m (0)	0.0m (0)	2:37.04	28.20s	27.84s
10 ZEPHYRA	3	5.6m	4.3m (0)	4.3m (0)	2:37.41	28.20s	27.91s
2 OUR SANDY SHORE	4	8.2m	5.7m (1)	7.2m (1)	2:37.60	28.30s	27.90s
8 AUGUST MOON	5	10.3m	16.8m (2)	11.6m (2)	2:37.75	27.82s	27.75s
11 SEAGRASS	6	10.8m	8.9m (0)	9.2m (0)	2:37.79	28.22s	27.95s
3 OUR LADY JEN	7	12.8m	10.6m (1)	11.5m (1)	2:37.94	28.26s	27.93s
12 GLIDING STAR	8	15.1m	13.4m (0)	13.2m (0)	2:38.10	28.18s	27.98s
9 PUREST COPPER	9	16.0m	17.4m (0)	17.5m (0)	2:38.17	28.20s	27.75s
4 FLAMETREE	10	17.1m	14.6m (1)	15.8m (1)	2:38.25	28.28s	27.95s
7 BRULEE	11	22.7m	22.0m (0)	21.4m (0)	2:38.66	28.15s	27.97s
6 JACKIE DANIELS	12	25.7m	19.1m (1)	19.9m (1)	2:38.88	28.24s	28.30s

Finish Position and metres gained from 800m





PJ Harness Analyser

Sectional Analysis Software - Not just a formguide!

www.facebook.com/PJHarnessRacing



RISE Digital, Harness Racing Australia nor the provider accepts any responsibility for the completeness or accuracy of any of the information contained herein, and makes no representations about its suitability for any particular purpose. Users should make their own judgements about those matters and/or seek independent advice. You assume all risks associated with use of data provided on this page

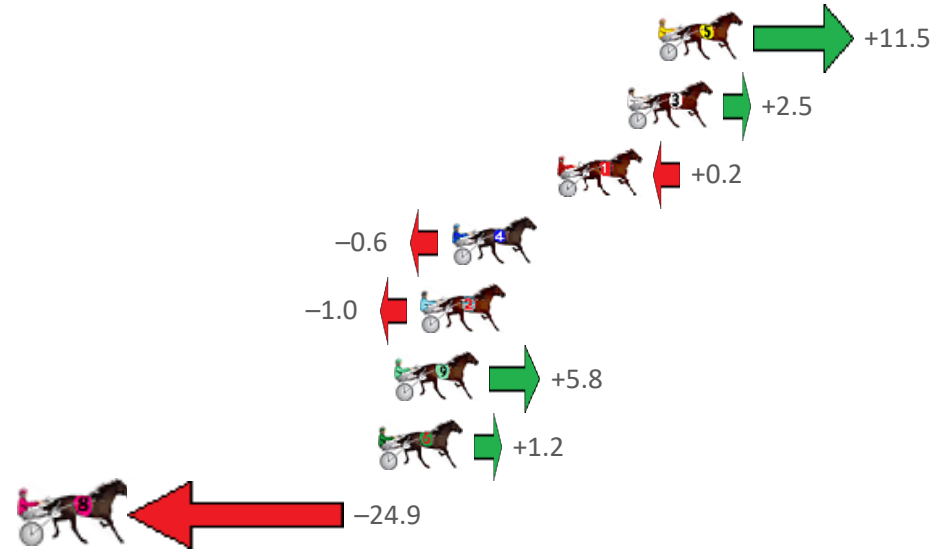
Gloucester Park Race 6 Distance 2130m

Friday, 22 September 2023

Gross Time: 2:34.80 MileRate: 1:57.00 LeadTime: 37.10s First Qtr: 31.40s Second Qtr: 29.10s Third Qtr: 28.70s Fourth Qtr: 28.50s

NoHorse	Plc	Mar	800 Posi	400 Posi	Time	3rd Qtr	4th Qtr
5 CHAL PATCH	1	0.0m	11.5m (1)	10.4m (1)	2:34.80	28.62s	27.76s
3 YOURE SO FINE	2	1.2m	3.7m (1)	2.0m (1)	2:34.89	28.58s	28.45s
1 TIGER ROYAL	3	4.0m	4.2m (0)	4.2m (0)	2:35.10	28.70s	28.50s
4 HOPPYS WAY	4	8.2m	7.6m (1)	6.2m (1)	2:35.41	28.60s	28.67s
2 ALCOPONY	5	9.4m	8.4m (0)	9.0m (0)	2:35.50	28.74s	28.56s
9 WHOS THE DAD	6	10.5m	16.3m (0)	14.1m (1)	2:35.59	28.54s	28.28s
6 HILLVIEW BONDI	7	11.1m	12.3m (0)	12.7m (0)	2:35.63	28.72s	28.43s
8 MR FANTASTIC	8	24.9m	0.0m (0)	0.0m (0)	2:36.66	28.70s	30.36s

Finish Position and metres gained from 800m





PJ Harness Analyser

Sectional Analysis Software - Not just a formguide!

www.facebook.com/PJHarnessRacing



RISE Digital, Harness Racing Australia nor the provider accepts any responsibility for the completeness or accuracy of any of the information contained herein, and makes no representations about its suitability for any particular purpose. Users should make their own judgements about those matters and/or seek independent advice. You assume all risks associated with use of data provided on this page

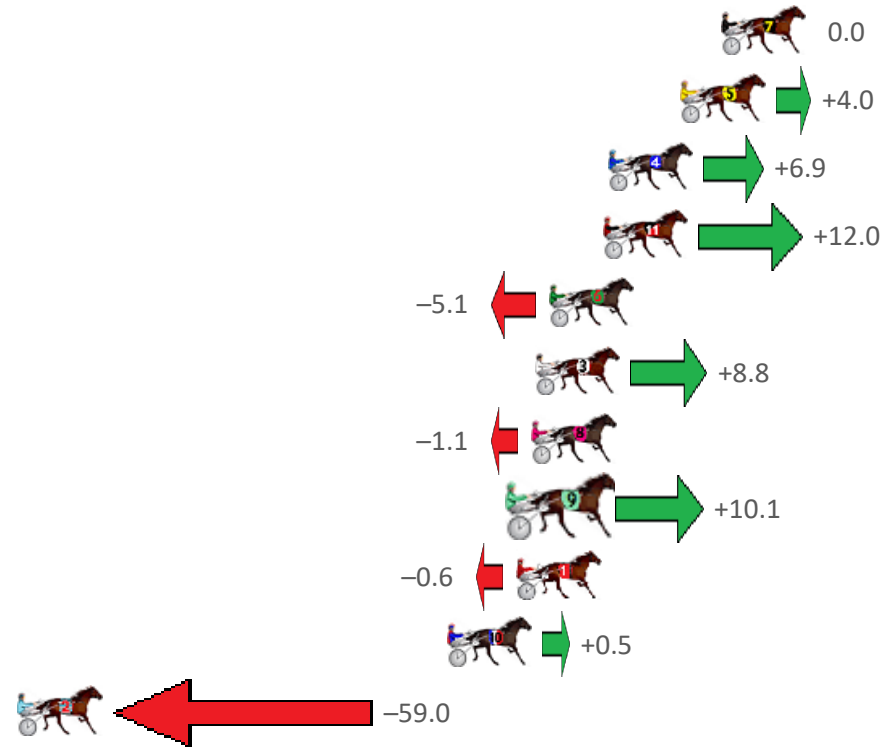
Gloucester Park Race 7 Distance 2130m

Friday, 22 September 2023

Gross Time: 2:36.30 MileRate: 1:58.10 LeadTime: 37.60s First Qtr: 30.00s Second Qtr: 30.50s Third Qtr: 28.90s Fourth Qtr: 29.30s

NoHorse	Plc	Mar	800 Posi	400 Posi	Time	3rd Qtr	4th Qtr
7 ACHARNE GIRL	1	0.0m	0.0m (2)	0.0m (1)	2:36.30	28.90s	29.30s
5 STORMYSKYES	2	1.6m	5.6m (1)	5.0m (1)	2:36.42	28.86s	29.06s
4 EXTRAORDINARY MA	3	4.5m	11.4m (1)	9.1m (1)	2:36.65	28.74s	28.99s
11 ROCKNROLL SASS	4	4.7m	16.7m (2)	8.3m (2)	2:36.66	28.30s	29.06s
6 DONTBESILLYCHILLI	5	6.8m	1.7m (1)	1.1m (0)	2:36.82	28.86s	29.74s
3 REBLINE	6	7.4m	16.2m (0)	16.0m (3)	2:36.87	28.90s	28.71s
8 MY PRAYER	7	7.5m	6.4m (2)	3.9m (2)	2:36.88	28.72s	29.60s
9 STAR OF DIAMONDS	8	8.0m	18.1m (1)	12.2m (2)	2:36.91	28.48s	29.03s
1 SWEET IVY	9	8.1m	7.5m (0)	20.7m (0)	2:36.92	29.86s	28.43s
10 ALTA QUEEN	10	10.9m	11.4m (0)	13.5m (1)	2:37.14	29.06s	29.16s
2 QUEENINTHECORNE	11	62.6m	3.6m (0)	16.5m (0)	2:41.11	29.84s	32.91s

Finish Position and metres gained from 800m





PJ Harness Analyser

Sectional Analysis Software - Not just a formguide!

www.facebook.com/PJHarnessRacing



RISE Digital, Harness Racing Australia nor the provider accepts any responsibility for the completeness or accuracy of any of the information contained herein, and makes no representations about its suitability for any particular purpose. Users should make their own judgements about those matters and/or seek independent advice. You assume all risks associated with use of data provided on this page

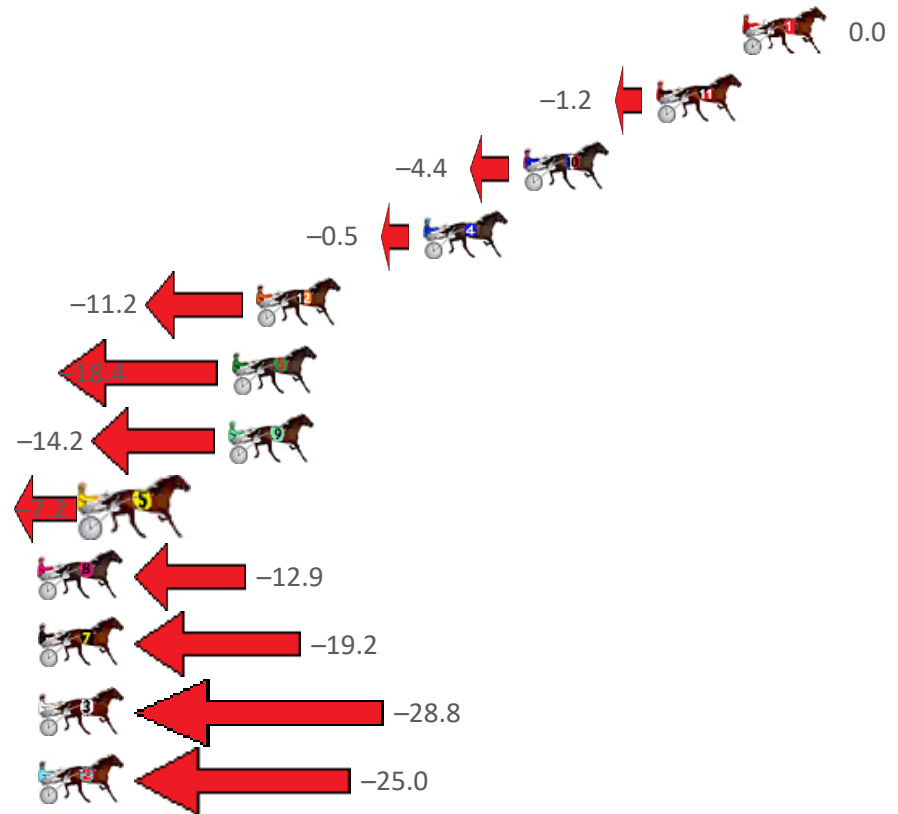
Gloucester Park Race 8 Distance 2130m

Friday, 22 September 2023

Gross Time: 2:34.70 MileRate: 1:56.90 LeadTime: 37.20s First Qtr: 29.00s Second Qtr: 30.40s Third Qtr: 29.70s Fourth Qtr: 28.40s

NoHorse	Plc	Mar	800 Posi	400 Posi	Time	3rd Qtr	4th Qtr
1 EL CASANOVA	1	0.0m	0.0m (0)	0.0m (0)	2:34.70	29.70s	28.40s
11 LUSAKA	2	3.4m	2.2m (1)	2.5m (1)	2:34.95	29.72s	28.47s
10 MY ULTIMATE BAXTE	3	8.7m	4.3m (0)	4.7m (0)	2:35.35	29.72s	28.71s
4 MISTA EDITORIAL	4	12.7m	12.2m (0)	13.9m (0)	2:35.65	29.80s	28.35s
12 HIGH PRICE	5	19.3m	8.1m (0)	9.7m (0)	2:36.14	29.80s	29.14s
6 CHEER THE MAJOR	6	20.3m	1.9m (2)	4.8m (2)	2:36.21	29.90s	29.57s
9 MR CHIP	7	20.4m	6.2m (1)	6.7m (1)	2:36.22	29.72s	29.44s
5 ME FLASH	8	25.9m	18.7m (1)	16.7m (1)	2:36.63	29.52s	29.13s
8 PELIGROSO	9	34.3m	21.4m (0)	24.7m (1)	2:37.26	29.90s	29.18s
7 ADDA SPOILT MAJOR	10	36.5m	17.3m (0)	21.3m (0)	2:37.42	29.96s	29.58s
3 HEZ A CHANCE	11	39.4m	10.6m (1)	11.9m (1)	2:37.64	29.78s	30.48s
2 DESIDERIO	12	39.6m	14.6m (1)	14.5m (2)	2:37.65	29.66s	30.31s

Finish Position and metres gained from 800m





PJ Harness Analyser

Sectional Analysis Software - Not just a formguide!

www.facebook.com/PJHarnessRacing



RISE Digital, Harness Racing Australia nor the provider accepts any responsibility for the completeness or accuracy of any of the information contained herein, and makes no representations about its suitability for any particular purpose. Users should make their own judgements about those matters and/or seek independent advice. You assume all risks associated with use of data provided on this page


Gloucester Park Race 9 Distance 2503m

Friday, 22 September 2023

Gross Time: 3:07.20 MileRate: 1:59.90 LeadTime: 69.70s First Qtr: 31.00s Second Qtr: 29.00s Third Qtr: 28.30s Fourth Qtr: 29.20s

NoHorse	Plc	Mar	800 Posi	400 Posi	Time	3rd Qtr	4th Qtr
9 SEERYANFLY	1	0.0m	9.1m (1)	7.0m (1)	3:07.20	28.16s	28.70s
6 MY LITTLE BIG MAN	2	0.8m	0.0m (0)	0.0m (0)	3:07.26	28.30s	29.26s
2 LOVE ON THE ROCKS	3	1.6m	5.1m (1)	2.8m (1)	3:07.32	28.14s	29.12s
3 DEEORSE	4	14.5m	8.8m (0)	10.4m (0)	3:08.31	28.42s	29.57s
1 CALL TO ARMS	5	14.9m	4.3m (0)	6.2m (0)	3:08.34	28.44s	29.90s
8 YANKEE LINCOLN	6	18.3m	17.4m (0)	19.3m (0)	3:08.60	28.46s	29.22s
7 GEE SMITH	7	23.5m	21.3m (0)	23.5m (0)	3:09.00	28.48s	29.32s
5 OUR TRUMP CARD	8	27.7m	12.8m (0)	14.8m (0)	3:09.32	28.46s	30.26s
4 COOPER	9	178.0m	100.1m (0)	118.7m (0)	3:20.83	29.74s	34.35s

Finish Position and metres gained from 800m





PJ Harness Analyser

Sectional Analysis Software - Not just a formguide!

www.facebook.com/PJHarnessRacing



RISE Digital, Harness Racing Australia nor the provider accepts any responsibility for the completeness or accuracy of any of the information contained herein, and makes no representations about its suitability for any particular purpose. Users should make their own judgements about those matters and/or seek independent advice. You assume all risks associated with use of data provided on this page

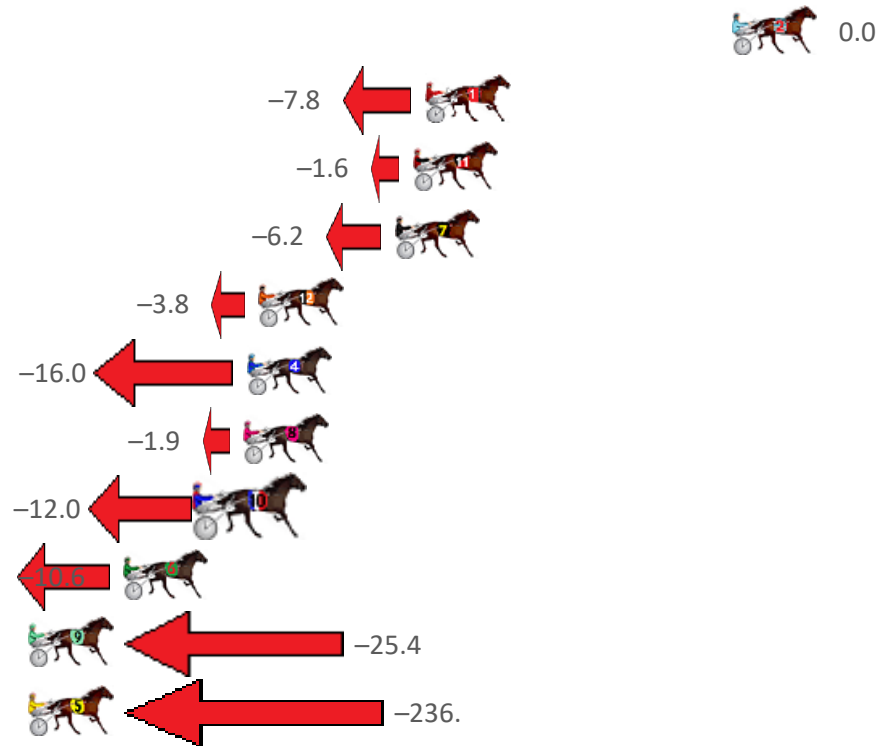
Gloucester Park Race 10 Distance 2130m

Friday, 22 September 2023

Gross Time: 2:35.80 MileRate: 1:57.70 LeadTime: 37.50s First Qtr: 31.50s Second Qtr: 29.30s Third Qtr: 29.00s Fourth Qtr: 28.50s

NoHorse	Plc	Mar	800 Posi	400 Posi	Time	3rd Qtr	4th Qtr
2 BLAMEITONTHENIG	1	0.0m	0.0m (0)	0.0m (0)	2:35.80	29.00s	28.50s
1 WALSH	2	12.2m	4.4m (0)	5.0m (0)	2:36.71	29.04s	29.05s
11 DUTY BOUND	3	12.7m	11.1m (1)	11.8m (1)	2:36.75	29.04s	28.61s
7 OUR STAR BILLING	4	13.4m	7.2m (1)	7.9m (1)	2:36.80	29.04s	28.94s
12 BLUE BLAZER	5	18.8m	15.0m (1)	15.4m (1)	2:37.21	29.02s	28.81s
4 AZTERIAN	6	19.3m	3.3m (1)	4.0m (1)	2:37.24	29.04s	29.66s
8 BETTOR MOVE ALON	7	19.4m	17.5m (0)	19.6m (0)	2:37.25	29.14s	28.55s
10 MCARDLES GEM	8	20.9m	8.9m (0)	10.1m (0)	2:37.36	29.08s	29.34s
6 MAJOR OVERS	9	24.2m	13.6m (0)	15.4m (0)	2:37.61	29.12s	29.21s
9 IRA POOLE	10	44.3m	18.9m (1)	9.6m (2)	2:39.12	28.32s	31.13s
5 RODASI	11	536.7m	300.7m (0)	357.1m (0)	3:15.97	32.84s	43.15s

Finish Position and metres gained from 800m



PJ Harness Analyser

Sectional Analysis Software - Not just a formguide!

www.facebook.com/PJHarnessRacing

RISE Digital, Harness Racing Australia nor the provider accepts any responsibility for the completeness or accuracy of any of the information contained herein, and makes no representations about its suitability for any particular purpose. Users should make their own judgements about those matters and/or seek independent advice. You assume all risks associated with use of data provided on this page