

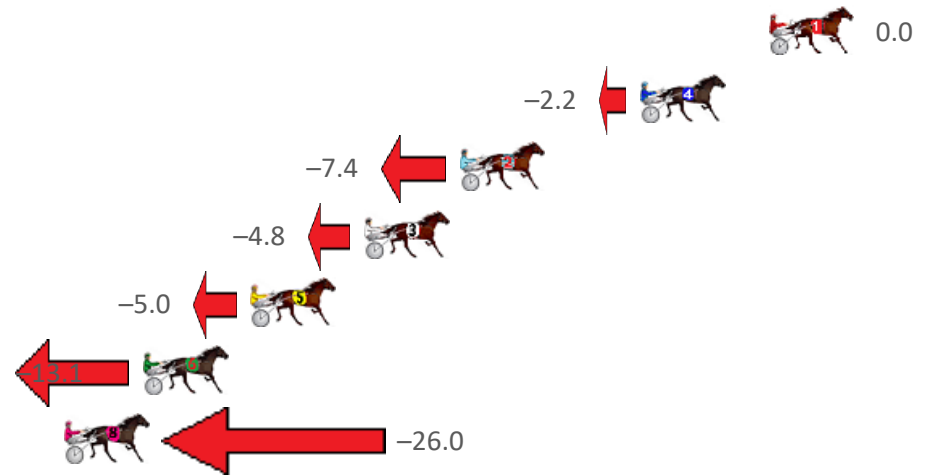
Gloucester Park Race 1 Distance 2130m

Tuesday, 26 September 2023

Gross Time: 2:35.50 MileRate: 1:57.50 LeadTime: 39.30s First Qtr: 31.00s Second Qtr: 29.70s Third Qtr: 27.90s Fourth Qtr: 27.60s

| NoHorse | Plc | Mar | 800 Posi | 400 Posi | Time | 3rd Qtr | 4th Qtr |
|------------------|-----|-------|-----------|-----------|---------|---------|---------|
| 1 SKYLOU | 1 | 0.0m | 0.0m (0) | 0.0m (0) | 2:35.50 | 27.90s | 27.60s |
| 4 CODENAME MARCU | 2 | 5.1m | 2.9m (1) | 2.1m (1) | 2:35.87 | 27.84s | 27.83s |
| 2 MIKI DIAMONDS | 3 | 12.3m | 4.9m (0) | 6.4m (0) | 2:36.39 | 28.00s | 28.05s |
| 3 ELWADDELL | 4 | 16.1m | 11.3m (0) | 11.3m (0) | 2:36.67 | 27.90s | 27.99s |
| 5 THE WILDCARD | 5 | 20.6m | 15.6m (0) | 15.4m (0) | 2:37.00 | 27.88s | 28.04s |
| 6 MAJOR OVERS | 6 | 24.9m | 11.8m (1) | 14.0m (1) | 2:37.31 | 28.04s | 28.45s |
| 8 SONIC CHIP | 7 | 33.5m | 7.5m (1) | 10.2m (2) | 2:37.93 | 28.08s | 29.33s |

Finish Position and metres gained from 800m





PJ Harness Analyser

Sectional Analysis Software - Not just a formguide!

www.facebook.com/PJHarnessRacing



RISE Digital, Harness Racing Australia nor the provider accepts any responsibility for the completeness or accuracy of any of the information contained herein, and makes no representations about its suitability for any particular purpose. Users should make their own judgements about those matters and/or seek independent advice. You assume all risks associated with use of data provided on this page

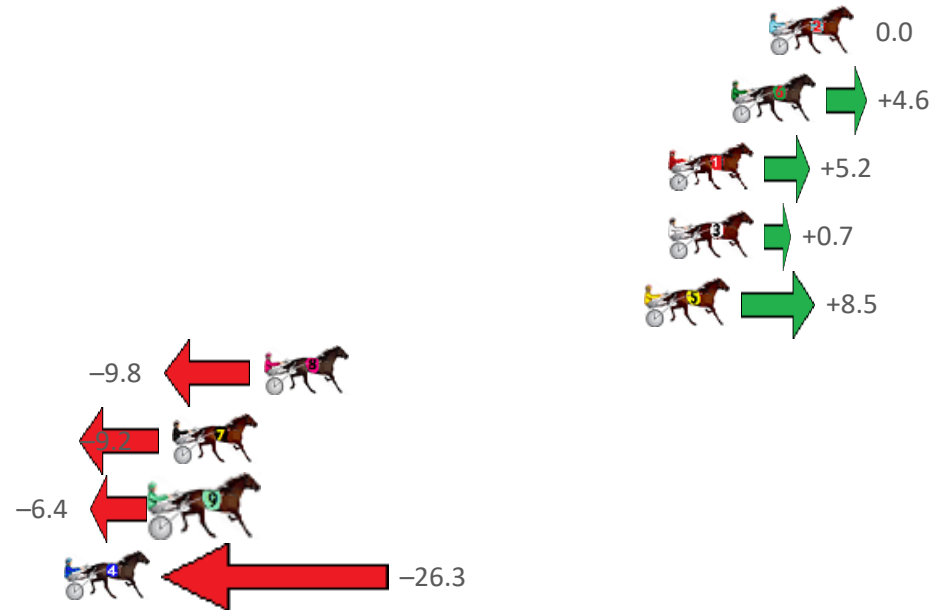
Gloucester Park Race 2 Distance 2130m

Tuesday, 26 September 2023

Gross Time: 2:38.40 MileRate: 1:59.70 LeadTime: 35.80s First Qtr: 33.00s Second Qtr: 31.40s Third Qtr: 28.90s Fourth Qtr: 29.30s

| NoHorse | Plc | Mar | 800 Posi | 400 Posi | Time | 3rd Qtr | 4th Qtr |
|--------------------|-----|-------|-----------|-----------|---------|---------|---------|
| 2 SISTER CHERIE | 1 | 0.0m | 0.0m (0) | 0.0m (0) | 2:38.40 | 28.90s | 29.30s |
| 6 MONTEGO | 2 | 1.5m | 6.1m (1) | 2.6m (2) | 2:38.52 | 28.64s | 29.23s |
| 1 FLASHING ARK | 3 | 4.0m | 9.2m (0) | 10.2m (0) | 2:38.71 | 28.98s | 28.87s |
| 3 TRAVELBAN | 4 | 4.0m | 4.7m (0) | 6.4m (1) | 2:38.71 | 29.02s | 29.15s |
| 5 REG LAWSON | 5 | 4.9m | 13.4m (0) | 14.9m (0) | 2:38.78 | 29.02s | 28.60s |
| 8 HOOAH | 6 | 20.1m | 10.3m (1) | 10.8m (2) | 2:39.94 | 28.94s | 30.06s |
| 7 LOVE ME DOO | 7 | 23.7m | 14.5m (1) | 10.5m (1) | 2:40.22 | 28.62s | 30.36s |
| 9 SPINNER OF YARNS | 8 | 24.2m | 17.8m (0) | 25.4m (0) | 2:40.26 | 29.46s | 29.32s |
| 4 SPUDMEISTER | 9 | 28.0m | 1.7m (1) | 2.2m (1) | 2:40.55 | 28.94s | 31.29s |

Finish Position and metres gained from 800m





PJ Harness Analyser

Sectional Analysis Software - Not just a formguide!

www.facebook.com/PJHarnessRacing



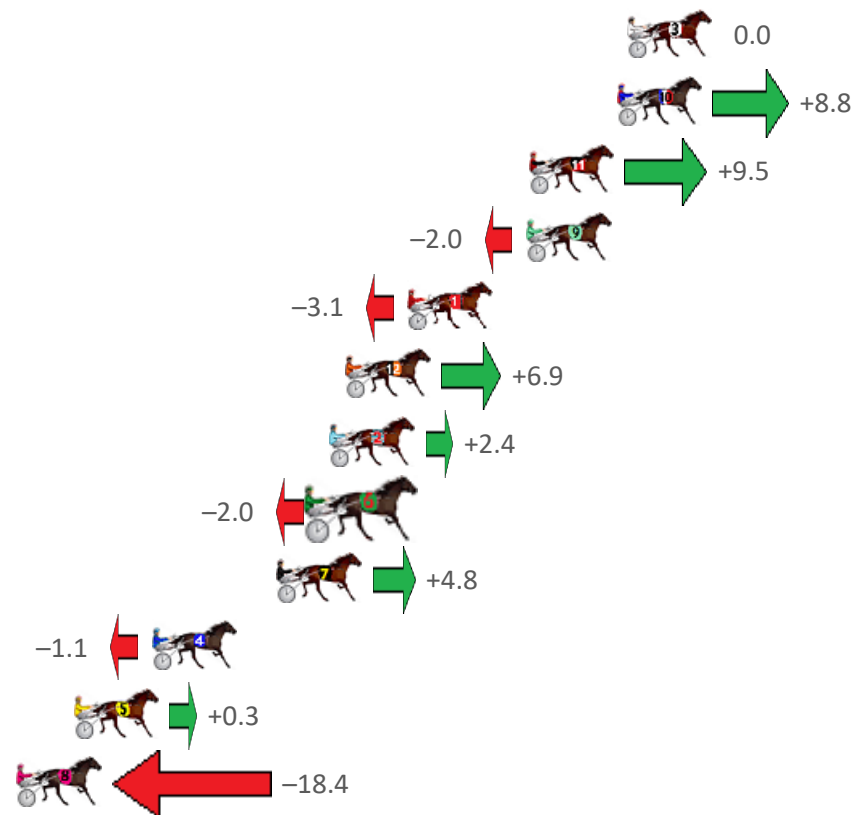
Gloucester Park Race 3 Distance 2130m

Tuesday, 26 September 2023

Gross Time: 2:39.10 MileRate: 2:00.20 LeadTime: 38.30s First Qtr: 31.90s Second Qtr: 31.20s Third Qtr: 28.90s Fourth Qtr: 28.80s

| NoHorse | Plc | Mar | 800 Posi | 400 Posi | Time | 3rd Qtr | 4th Qtr |
|---------------------|-----|-------|-----------|-----------|---------|---------|---------|
| 3 CHERRY ON THE CAK | 1 | 0.0m | 0.0m (0) | 0.0m (0) | 2:39.10 | 28.90s | 28.80s |
| 10 SHEHADI | 2 | 0.4m | 9.2m (0) | 4.2m (0) | 2:39.13 | 28.54s | 28.53s |
| 11 TOO BEE WATCHING | 3 | 3.9m | 13.4m (0) | 8.1m (0) | 2:39.39 | 28.52s | 28.51s |
| 9 BLOCKJORG | 4 | 4.0m | 2.0m (1) | 1.7m (1) | 2:39.40 | 28.88s | 28.98s |
| 1 SWEET VIVIENNE | 5 | 8.7m | 5.6m (0) | 6.2m (1) | 2:39.76 | 28.94s | 29.02s |
| 12 LILLYROSE | 6 | 11.2m | 18.1m (0) | 13.1m (0) | 2:39.95 | 28.54s | 28.71s |
| 2 EYE BETTER | 7 | 11.8m | 14.2m (2) | 8.7m (2) | 2:39.99 | 28.50s | 29.07s |
| 6 FOLLOW MY STRIDE | 8 | 12.3m | 10.3m (1) | 10.1m (1) | 2:40.03 | 28.88s | 29.01s |
| 7 VALHALLA MISS | 9 | 13.9m | 18.7m (2) | 17.6m (2) | 2:40.15 | 28.82s | 28.59s |
| 4 LIL DELIGHT | 10 | 18.9m | 17.8m (1) | 14.0m (1) | 2:40.53 | 28.62s | 29.23s |
| 5 GLADYS GUGMAN | 11 | 22.0m | 22.3m (0) | 17.9m (0) | 2:40.76 | 28.58s | 29.18s |
| 8 DELIGHTFUL MANDY | 12 | 24.3m | 5.9m (1) | 4.8m (2) | 2:40.94 | 28.82s | 30.29s |

Finish Position and metres gained from 800m



PJ Harness Analyser

Sectional Analysis Software - Not just a formguide!

www.facebook.com/PJHarnessRacing



RISE Digital, Harness Racing Australia nor the provider accepts any responsibility for the completeness or accuracy of any of the information contained herein, and makes no representations about its suitability for any particular purpose. Users should make their own judgements about those matters and/or seek independent advice. You assume all risks associated with use of data provided on this page

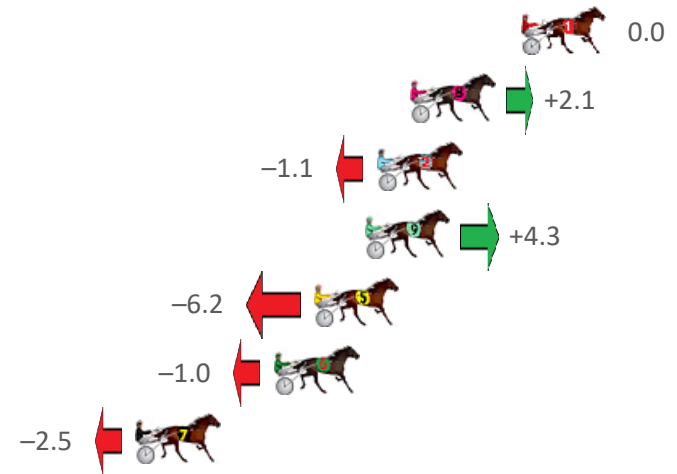
Gloucester Park Race 4 Distance 2536m

Tuesday, 26 September 2023

Gross Time: 3:12.50 MileRate: 2:02.20 LeadTime: 72.40s First Qtr: 32.10s Second Qtr: 30.80s Third Qtr: 28.30s Fourth Qtr: 28.90s

| NoHorse | Plc | Mar | 800 Posi | 400 Posi | Time | 3rd Qtr | 4th Qtr |
|---------------------|-----|-------|-----------|-----------|---------|---------|---------|
| 1 KRAFTY | 1 | 0.0m | 0.0m (0) | 0.0m (0) | 3:12.50 | 28.30s | 28.90s |
| 8 ALLWOOD WIZARD | 2 | 4.4m | 6.5m (1) | 7.9m (1) | 3:12.83 | 28.40s | 28.67s |
| 2 BATAVIA STREAMLIN | 3 | 5.7m | 4.6m (0) | 4.5m (0) | 3:12.93 | 28.30s | 29.01s |
| 9 BURGHLEY SHARD | 4 | 6.2m | 10.5m (1) | 11.9m (1) | 3:12.97 | 28.40s | 28.53s |
| 5 HAVE AGO JOE | 5 | 8.2m | 2.0m (1) | 3.7m (1) | 3:13.12 | 28.42s | 29.26s |
| 6 FIREPLAY | 6 | 9.8m | 8.8m (0) | 8.7m (0) | 3:13.24 | 28.30s | 29.02s |
| 7 BELONERO | 7 | 15.3m | 12.8m (0) | 14.1m (0) | 3:13.66 | 28.40s | 29.06s |

Finish Position and metres gained from 800m





PJ Harness Analyser

Sectional Analysis Software - Not just a formguide!

www.facebook.com/PJHarnessRacing



RISE Digital, Harness Racing Australia nor the provider accepts any responsibility for the completeness or accuracy of any of the information contained herein, and makes no representations about its suitability for any particular purpose. Users should make their own judgements about those matters and/or seek independent advice. You assume all risks associated with use of data provided on this page


Gloucester Park Race 5 Distance 2130m

Tuesday, 26 September 2023

Gross Time: 2:39.00 MileRate: 2:00.10 LeadTime: 38.50s First Qtr: 31.80s Second Qtr: 30.90s Third Qtr: 29.80s Fourth Qtr: 28.00s

| NoHorse | Plc | Mar | 800 Posi | 400 Posi | Time | 3rd Qtr | 4th Qtr |
|-----------------|-----|-------|-----------|-----------|---------|---------|---------|
| 2 AZTERIAN | 1 | 0.0m | 0.0m (0) | 0.0m (0) | 2:39.00 | 29.80s | 28.00s |
| 4 SHOWPONY | 2 | 8.3m | 2.4m (1) | 2.8m (1) | 2:39.61 | 29.82s | 28.41s |
| 1 MAJOR ARTIST | 3 | 10.4m | 4.6m (0) | 4.5m (0) | 2:39.77 | 29.78s | 28.45s |
| 8 LUCAPELO | 4 | 12.0m | 10.8m (1) | 10.6m (1) | 2:39.88 | 29.76s | 28.12s |
| 6 HESACHARMER | 5 | 13.4m | 13.0m (0) | 13.4m (0) | 2:39.99 | 29.80s | 28.03s |
| 9 BLUE BLAZER | 6 | 13.4m | 18.4m (0) | 17.8m (0) | 2:39.99 | 29.72s | 27.71s |
| 5 WALSH | 7 | 13.8m | 6.8m (1) | 6.7m (1) | 2:40.02 | 29.78s | 28.53s |
| 10 CAVALRY CALL | 8 | 14.5m | 8.6m (0) | 8.9m (0) | 2:40.07 | 29.80s | 28.43s |
| 7 STEREOPHONIC | 9 | 18.4m | 15.1m (1) | 18.4m (1) | 2:40.35 | 30.00s | 28.03s |

Finish Position and metres gained from 800m





PJ Harness Analyser

Sectional Analysis Software - Not just a formguide!

www.facebook.com/PJHarnessRacing



RISE Digital, Harness Racing Australia nor the provider accepts any responsibility for the completeness or accuracy of any of the information contained herein, and makes no representations about its suitability for any particular purpose. Users should make their own judgements about those matters and/or seek independent advice. You assume all risks associated with use of data provided on this page


Gloucester Park Race 6 Distance 2536m

Tuesday, 26 September 2023

Gross Time: 3:10.60 MileRate: 2:00.90 LeadTime: 69.90s First Qtr: 31.60s Second Qtr: 29.20s Third Qtr: 29.50s Fourth Qtr: 30.40s

| NoHorse | Plc | Mar | 800 Posi | 400 Posi | Time | 3rd Qtr | 4th Qtr |
|---------------------|-----|-------|-----------|-----------|---------|---------|---------|
| 4 BATAVIA BLACKHOLE | 1 | 0.0m | 4.4m (0) | 4.3m (0) | 3:10.60 | 29.50s | 30.08s |
| 5 ACOLTNAME DSU | 2 | 3.0m | 0.0m (0) | 0.0m (0) | 3:10.84 | 29.50s | 30.64s |
| 6 EUSTON FLYER | 3 | 4.8m | 10.8m (1) | 12.4m (2) | 3:10.98 | 29.64s | 29.86s |
| 2 CRACKA TINNY | 4 | 5.1m | 8.3m (0) | 8.1m (0) | 3:11.01 | 29.50s | 30.21s |
| 3 SIR BELVEDERE | 5 | 6.4m | 6.9m (1) | 8.7m (2) | 3:11.11 | 29.64s | 30.27s |
| 9 JESSE ALLWOOD | 6 | 9.3m | 14.9m (1) | 16.2m (1) | 3:11.34 | 29.62s | 29.94s |
| 1 TEPELO STAR | 7 | 11.6m | 13.0m (0) | 12.4m (0) | 3:11.52 | 29.48s | 30.40s |
| 10 THE PARTY BOY | 8 | 16.3m | 17.4m (0) | 16.5m (0) | 3:11.90 | 29.47s | 30.47s |
| 7 PRIDDAH | 9 | 17.4m | 19.3m (1) | 19.1m (2) | 3:11.98 | 29.52s | 30.36s |
| 8 MY MASTER OF DISG | 10 | 18.7m | 2.5m (1) | 4.6m (1) | 3:12.09 | 29.66s | 31.55s |

Finish Position and metres gained from 800m





PJ Harness Analyser

Sectional Analysis Software - Not just a formguide!

www.facebook.com/PJHarnessRacing



RISE Digital, Harness Racing Australia nor the provider accepts any responsibility for the completeness or accuracy of any of the information contained herein, and makes no representations about its suitability for any particular purpose. Users should make their own judgements about those matters and/or seek independent advice. You assume all risks associated with use of data provided on this page

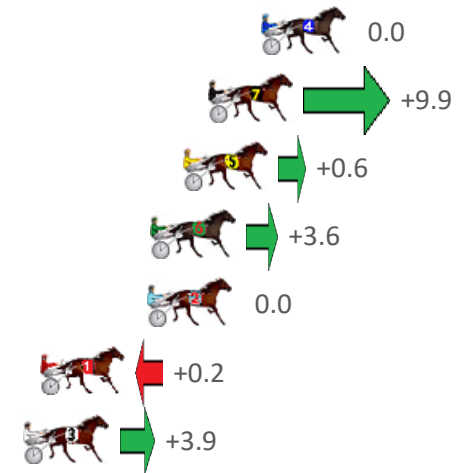
Gloucester Park Race 7 Distance 2130m

Tuesday, 26 September 2023

Gross Time: 2:44.40 MileRate: 2:04.20 LeadTime: 40.80s First Qtr: 32.70s Second Qtr: 31.60s Third Qtr: 30.30s Fourth Qtr: 29.00s

| NoHorse | Plc | Mar | 800 Posi | 400 Posi | Time | 3rd Qtr | 4th Qtr |
|-------------------|-----|------|-----------|-----------|---------|---------|---------|
| 4 PONZI BEACH | 1 | 0.0m | 0.0m (0) | 0.0m (0) | 2:44.40 | 30.30s | 29.00s |
| 7 BILLIE JOE STAR | 2 | 2.1m | 12.0m (1) | 10.6m (1) | 2:44.56 | 30.18s | 28.38s |
| 5 SYNCOPATION | 3 | 3.1m | 3.7m (1) | 2.8m (1) | 2:44.64 | 30.22s | 29.03s |
| 6 UNEARTHED | 4 | 4.4m | 8.0m (1) | 6.8m (1) | 2:44.73 | 30.20s | 28.83s |
| 2 IMMACHULATE | 5 | 4.5m | 4.5m (0) | 4.1m (0) | 2:44.74 | 30.26s | 29.04s |
| 1 STAR OF KAOS | 6 | 8.8m | 9.0m (0) | 8.1m (0) | 2:45.07 | 30.22s | 29.07s |
| 3 CARMELA DOMENIC | 7 | 9.4m | 13.3m (0) | 12.2m (0) | 2:45.12 | 30.20s | 28.82s |

Finish Position and metres gained from 800m





PJ Harness Analyser

Sectional Analysis Software - Not just a formguide!

www.facebook.com/PJHarnessRacing



RISE Digital, Harness Racing Australia nor the provider accepts any responsibility for the completeness or accuracy of any of the information contained herein, and makes no representations about its suitability for any particular purpose. Users should make their own judgements about those matters and/or seek independent advice. You assume all risks associated with use of data provided on this page


Gloucester Park Race 8 Distance 2130m

Tuesday, 26 September 2023

Gross Time: 2:37.70 MileRate: 1:59.20 LeadTime: 38.40s First Qtr: 31.00s Second Qtr: 30.60s Third Qtr: 30.10s Fourth Qtr: 27.60s

| NoHorse | Plc | Mar | 800 Posi | 400 Posi | Time | 3rd Qtr | 4th Qtr |
|---------------------|-----|-------|-----------|-----------|---------|---------|---------|
| 5 THENU CAME ALON | 1 | 0.0m | 0.0m (0) | 0.0m (0) | 2:37.70 | 30.10s | 27.60s |
| 1 GOLDEN LODGE | 2 | 1.2m | 4.6m (0) | 4.5m (0) | 2:37.79 | 30.08s | 27.37s |
| 3 TEMPT THE STARS | 3 | 14.7m | 13.6m (0) | 9.8m (0) | 2:38.77 | 29.78s | 27.97s |
| 2 THE MASKED CRUSA | 4 | 14.9m | 9.1m (0) | 7.0m (1) | 2:38.78 | 29.92s | 28.18s |
| 4 DEL BOCAVISTA BAY | 5 | 27.1m | 21.1m (0) | 11.2m (1) | 2:39.67 | 29.32s | 28.77s |

Finish Position and metres gained from 800m





PJ Harness Analyser

Sectional Analysis Software - Not just a formguide!

www.facebook.com/PJHarnessRacing



RISE Digital, Harness Racing Australia nor the provider accepts any responsibility for the completeness or accuracy of any of the information contained herein, and makes no representations about its suitability for any particular purpose. Users should make their own judgements about those matters and/or seek independent advice. You assume all risks associated with use of data provided on this page