

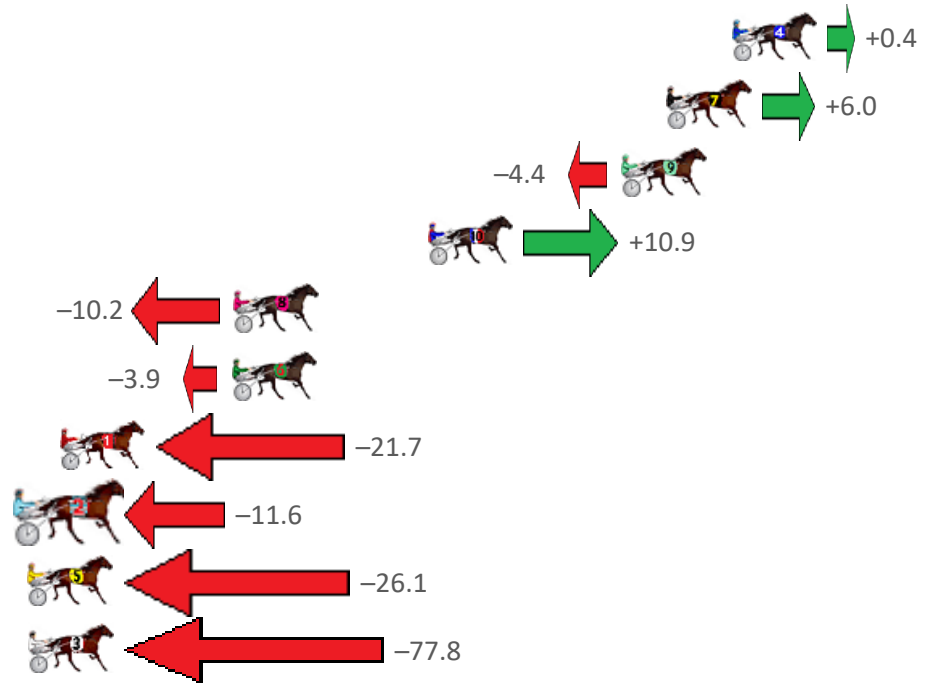
Narrogin Race 1 Distance 2242m

Friday, 15 September 2023

Gross Time: 2:51.90 MileRate: 2:03.40 LeadTime: 47.30s First Qtr: 33.90s Second Qtr: 31.40s Third Qtr: 29.50s Fourth Qtr: 29.80s

NoHorse	Plc	Mar	800 Posi	400 Posi	Time	3rd Qtr	4th Qtr
4 FLYIN DISCO	1	0.0m	0.4m (0)	0.0m (0)	2:51.90	29.47s	29.80s
7 ELLUCIFER	2	2.6m	8.6m (1)	3.6m (2)	2:52.10	29.13s	29.73s
9 SANFORD BART	3	4.4m	0.0m (1)	0.4m (1)	2:52.24	29.53s	30.10s
10 DEE JAYS BIG BOY	4	12.1m	23.0m (1)	11.4m (3)	2:52.84	28.64s	29.85s
8 FEELING EMPATHY	5	19.8m	9.6m (0)	15.8m (0)	2:53.45	29.96s	30.10s
6 ARKAMARA STAR	6	19.9m	16.0m (0)	12.0m (1)	2:53.45	29.20s	30.39s
1 MAJOR BUZZ	7	26.7m	5.0m (0)	7.4m (0)	2:53.98	29.67s	31.23s
2 TRUNKEY MON STAR	8	28.6m	17.0m (1)	13.6m (2)	2:54.13	29.24s	30.91s
5 LOVE ME DOO	9	30.5m	4.4m (1)	7.2m (1)	2:54.28	29.70s	31.53s
3 HUGHEY	10	197.8m	120.0m (0)	150.0m (0)	3:07.34	31.69s	33.34s

Finish Position and metres gained from 800m





PJ Harness Analyser

Sectional Analysis Software - Not just a formguide!

www.facebook.com/PJHarnessRacing



RISE Digital, Harness Racing Australia nor the provider accepts any responsibility for the completeness or accuracy of any of the information contained herein, and makes no representations about its suitability for any particular purpose. Users should make their own judgements about those matters and/or seek independent advice. You assume all risks associated with use of data provided on this page

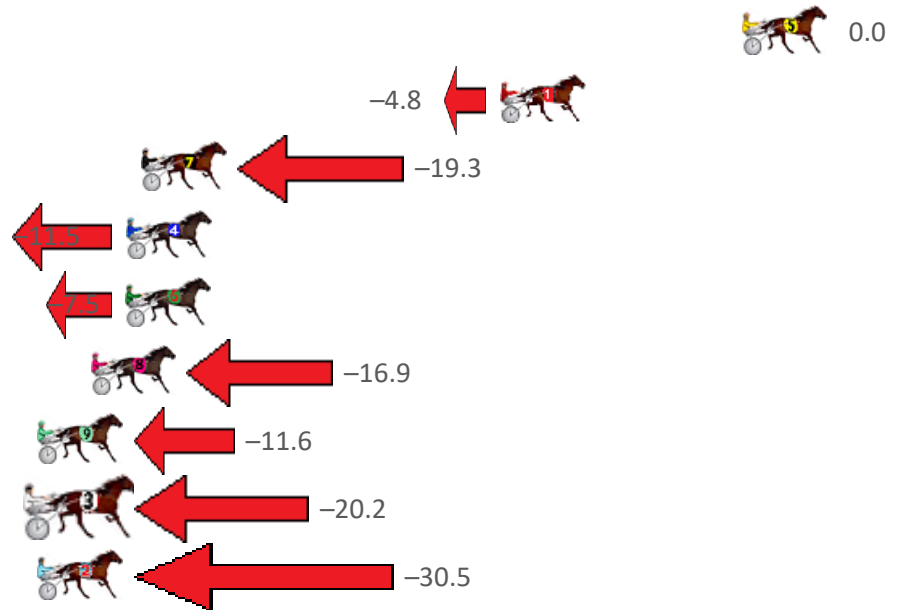
Narrogin Race 2 Distance 2242m

Friday, 15 September 2023

Gross Time: 2:48.80 MileRate: 2:01.10 LeadTime: 46.80s First Qtr: 32.20s Second Qtr: 29.40s Third Qtr: 30.10s Fourth Qtr: 30.30s

NoHorse	Plc	Mar	800 Posi	400 Posi	Time	3rd Qtr	4th Qtr
5 ALEXANDRA THEGRE	1	0.0m	0.0m (0)	0.0m (0)	2:48.80	30.10s	30.30s
1 RUSINOL	2	9.6m	4.8m (0)	5.0m (0)	2:49.56	30.11s	30.65s
7 TRITTRITTBANGBAN	3	23.9m	4.6m (1)	8.2m (1)	2:50.70	30.37s	31.48s
4 SPORTS CENTRAL	4	24.5m	13.0m (0)	13.8m (0)	2:50.74	30.16s	31.11s
6 SILVER STAR LOMBO	4	24.5m	17.0m (0)	18.2m (0)	2:50.74	30.19s	30.77s
8 AMERICAN VOODOO	6	25.9m	9.0m (0)	9.6m (0)	2:50.85	30.14s	31.53s
9 NAVAJO TRAILBLAZE	7	34.0m	22.4m (0)	22.0m (1)	2:51.50	30.07s	31.20s
3 BETTOR LOOK	8	39.6m	19.4m (1)	15.4m (2)	2:51.94	29.79s	32.12s
2 CARUBA	9	42.3m	11.8m (1)	12.2m (1)	2:52.16	30.12s	32.57s

Finish Position and metres gained from 800m





PJ Harness Analyser

Sectional Analysis Software - Not just a formguide!

www.facebook.com/PJHarnessRacing



RISE Digital, Harness Racing Australia nor the provider accepts any responsibility for the completeness or accuracy of any of the information contained herein, and makes no representations about its suitability for any particular purpose. Users should make their own judgements about those matters and/or seek independent advice. You assume all risks associated with use of data provided on this page

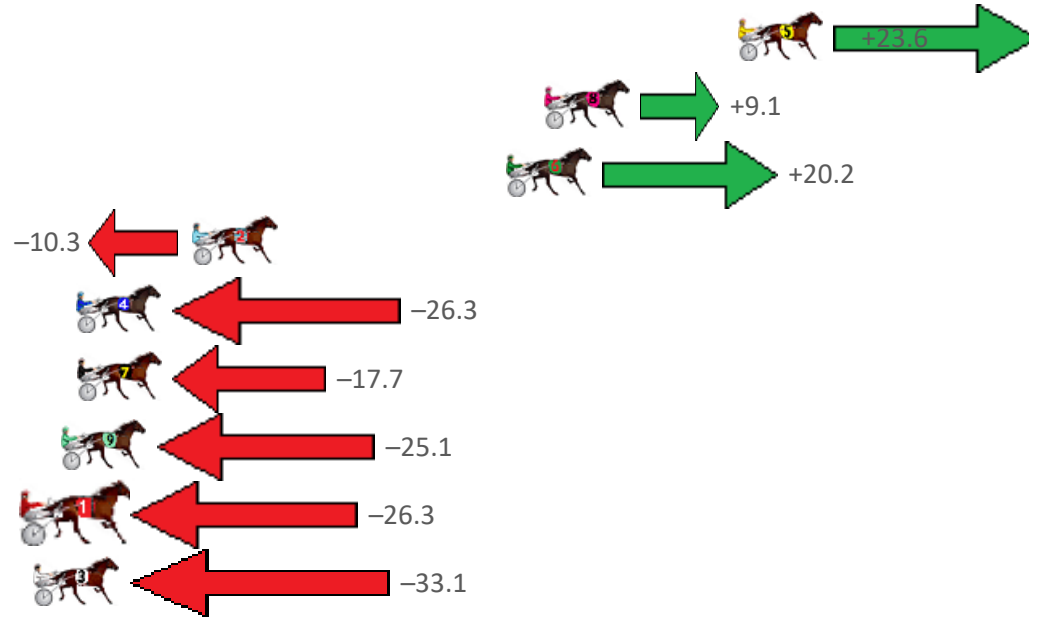
Narrogin Race 3 Distance 1823m

Friday, 15 September 2023

Gross Time: 2:15.30 MileRate: 1:59.40 LeadTime: 14.80s First Qtr: 30.70s Second Qtr: 29.10s Third Qtr: 29.70s Fourth Qtr: 31.00s

NoHorse	Plc	Mar	800 Posi	400 Posi	Time	3rd Qtr	4th Qtr
5 RELLIM	1	0.0m	23.6m (1)	10.2m (2)	2:15.30	28.71s	30.21s
8 DAZZLING JEWEL	2	7.7m	16.8m (1)	6.6m (3)	2:15.92	28.93s	31.08s
6 GOTA GOOD WARH	3	9.2m	29.4m (0)	11.6m (1)	2:16.05	28.36s	30.82s
2 ART REVIVAL	4	21.7m	11.4m (1)	4.6m (2)	2:17.06	29.16s	32.32s
4 SANFORD HARRY	5	26.3m	0.0m (0)	0.0m (0)	2:17.43	29.66s	33.03s
7 LIL DELIGHT	5	26.3m	8.6m (0)	8.2m (0)	2:17.43	29.64s	32.39s
9 PINK PARADE	7	26.9m	1.8m (1)	1.4m (1)	2:17.48	29.63s	32.97s
1 SWANBOURNE SPUN	8	30.9m	4.6m (0)	4.2m (0)	2:17.80	29.63s	33.06s
3 TIGER TOAST	9	40.1m	7.0m (1)	7.4m (1)	2:18.55	29.68s	33.52s

Finish Position and metres gained from 800m



PJ Harness Analyser

Sectional Analysis Software - Not just a formguide!

www.facebook.com/PJHarnessRacing

RISE Digital, Harness Racing Australia nor the provider accepts any responsibility for the completeness or accuracy of any of the information contained herein, and makes no representations about its suitability for any particular purpose. Users should make their own judgements about those matters and/or seek independent advice. You assume all risks associated with use of data provided on this page

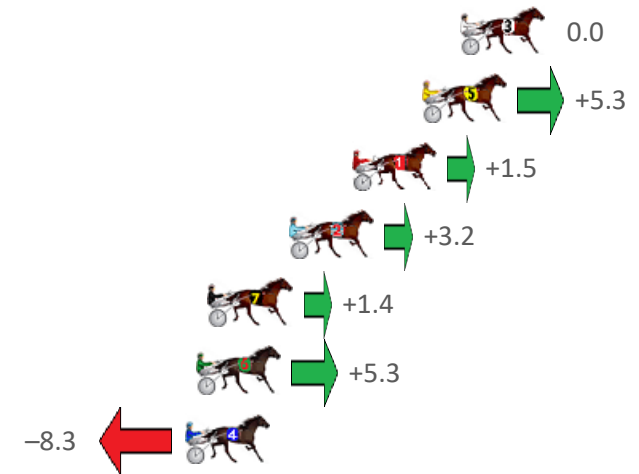
Narrogin Race 4 Distance 2242m

Friday, 15 September 2023

Gross Time: 2:48.30 MileRate: 2:00.80 LeadTime: 49.30s First Qtr: 30.00s Second Qtr: 30.20s Third Qtr: 28.80s Fourth Qtr: 30.00s

NoHorse	Plc	Mar	800 Posi	400 Posi	Time	3rd Qtr	4th Qtr
3 GORDON	1	0.0m	0.0m (0)	0.0m (0)	2:48.30	28.80s	30.00s
5 TUX AND TAILS	2	1.5m	6.8m (1)	6.6m (1)	2:48.42	28.79s	29.62s
1 KEPTAIN COURAGEO	3	4.3m	5.8m (0)	4.2m (0)	2:48.64	28.68s	30.01s
2 HIGHLY FLAMMABLE	4	6.8m	10.0m (0)	8.4m (0)	2:48.83	28.69s	29.88s
7 UNDER THE ALTA	5	10.0m	11.4m (1)	11.6m (1)	2:49.09	28.82s	29.88s
6 CROWDED REACTOR	6	10.5m	15.8m (1)	12.6m (2)	2:49.13	28.57s	29.84s
4 FRANCO WESTERN	7	10.9m	2.6m (1)	2.4m (1)	2:49.16	28.77s	30.63s

Finish Position and metres gained from 800m





PJ Harness Analyser

Sectional Analysis Software - Not just a formguide!

www.facebook.com/PJHarnessRacing



RISE Digital, Harness Racing Australia nor the provider accepts any responsibility for the completeness or accuracy of any of the information contained herein, and makes no representations about its suitability for any particular purpose. Users should make their own judgements about those matters and/or seek independent advice. You assume all risks associated with use of data provided on this page


Narrogin Race 5 Distance 2242m

Friday, 15 September 2023

Gross Time: 2:52.20 MileRate: 2:03.60 LeadTime: 49.10s First Qtr: 32.80s Second Qtr: 29.80s Third Qtr: 29.60s Fourth Qtr: 30.90s

NoHorse	Plc	Mar	800 Posi	400 Posi	Time	3rd Qtr	4th Qtr
3 BILLIE JOE STAR	1	0.0m	0.0m (0)	0.0m (0)	2:52.20	29.60s	30.90s
2 FIRST AIRBORNE	2	12.7m	6.8m (0)	5.0m (0)	2:53.23	29.45s	31.49s
1 ROSE TO FAME	3	24.7m	11.4m (0)	13.0m (0)	2:54.20	29.70s	31.80s
9 VELVET SHADOW	4	25.1m	21.0m (1)	22.6m (3)	2:54.23	29.72s	31.09s
8 THATS SO FETCH	5	28.5m	16.6m (1)	18.8m (0)	2:54.50	29.75s	31.65s
7 ROCKY AFFAIR	6	39.9m	17.8m (0)	24.2m (0)	2:55.42	30.06s	32.11s
4 MUMMAS LITTLE ST	7	46.1m	11.8m (1)	18.2m (1)	2:55.93	30.04s	33.04s
5 WISE SAGE	8	54.1m	7.8m (1)	14.2m (2)	2:56.57	30.02s	33.97s
10 ALTA MONTEL	9	62.5m	23.4m (2)	19.2m (2)	2:57.25	29.21s	34.23s
6 THE RUNNING CAME	10	63.0m	3.2m (1)	14.2m (1)	2:57.29	30.35s	34.65s

Finish Position and metres gained from 800m





PJ Harness Analyser

Sectional Analysis Software - Not just a formguide!

www.facebook.com/PJHarnessRacing



RISE Digital, Harness Racing Australia nor the provider accepts any responsibility for the completeness or accuracy of any of the information contained herein, and makes no representations about its suitability for any particular purpose. Users should make their own judgements about those matters and/or seek independent advice. You assume all risks associated with use of data provided on this page

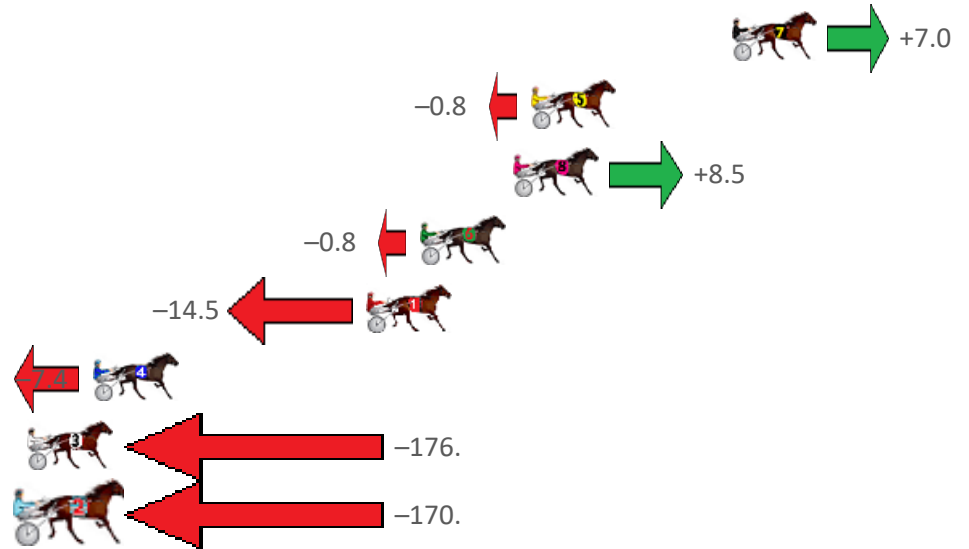
Narrogin Race 6 Distance 1823m

Friday, 15 September 2023

Gross Time: 2:19.20 MileRate: 2:02.90 LeadTime: 16.70s First Qtr: 33.00s Second Qtr: 31.60s Third Qtr: 29.80s Fourth Qtr: 28.10s

NoHorse	Plc	Mar	800 Posi	400 Posi	Time	3rd Qtr	4th Qtr
7 WORLDS ABOVE	1	0.0m	7.0m (1)	2.6m (1)	2:19.20	29.48s	27.92s
5 LOCH TAY	2	8.0m	7.2m (0)	5.6m (0)	2:19.79	29.69s	28.27s
8 ROX THE WORLD	3	8.7m	17.2m (1)	12.8m (1)	2:19.84	29.47s	27.81s
6 FUNKY MUSIC	4	12.4m	11.6m (1)	7.6m (1)	2:20.12	29.52s	28.44s
1 BAY ROCK BOY	5	14.5m	0.0m (0)	0.0m (0)	2:20.27	29.83s	29.11s
4 SHOAL BAY	6	25.4m	18.0m (0)	13.0m (0)	2:21.08	29.47s	28.97s
3 SANFORD SHIRLEY	7	376.2m	200.0m (0)	300.0m (0)	2:46.99	37.16s	33.42s
2 ALREDDY FLYIN	8	670.5m	500.0m (0)	600.0m (0)	3:08.72	37.15s	33.02s

Finish Position and metres gained from 800m





PJ Harness Analyser

Sectional Analysis Software - Not just a formguide!

www.facebook.com/PJHarnessRacing



RISE Digital, Harness Racing Australia nor the provider accepts any responsibility for the completeness or accuracy of any of the information contained herein, and makes no representations about its suitability for any particular purpose. Users should make their own judgements about those matters and/or seek independent advice. You assume all risks associated with use of data provided on this page


Narrogin Race 7 Distance 1823m

Friday, 15 September 2023

Gross Time: 2:25.70 MileRate: 2:08.60 LeadTime: 17.00s First Qtr: 36.50s Second Qtr: 33.20s Third Qtr: 29.40s Fourth Qtr: 29.60s

NoHorse	Plc	Mar	800 Posi	400 Posi	Time	3rd Qtr	4th Qtr
7 DEVILISH GRIN	1	0.0m	3.4m (1)	3.8m (1)	2:25.70	29.43s	29.32s
6 SEVEN MILLION MO	2	1.3m	0.0m (0)	0.0m (0)	2:25.80	29.40s	29.70s
4 WHOZ THIS	3	19.5m	13.0m (0)	12.8m (0)	2:27.21	29.38s	30.09s
2 LIZZIE THORPE	4	27.2m	8.6m (1)	19.4m (1)	2:27.81	30.19s	30.17s
3 STAR OF KAOS	5	55.9m	26.0m (0)	40.0m (1)	2:30.04	30.42s	30.77s
1 MIDWIFE CALLING	6	288.6m	6.8m (0)	45.0m (0)	2:48.09	32.14s	47.53s

Finish Position and metres gained from 800m





PJ Harness Analyser

Sectional Analysis Software - Not just a formguide!

www.facebook.com/PJHarnessRacing



RISE Digital, Harness Racing Australia nor the provider accepts any responsibility for the completeness or accuracy of any of the information contained herein, and makes no representations about its suitability for any particular purpose. Users should make their own judgements about those matters and/or seek independent advice. You assume all risks associated with use of data provided on this page