

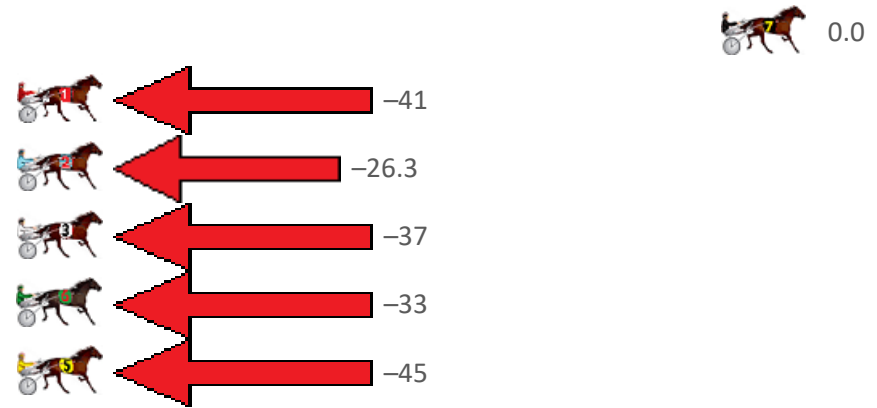
Pinjarra Race 1 Distance 2185m

Monday, 4 September 2023

Gross Time: 2:42.60 MileRate: 1:59.70 LeadTime: 44.00s First Qtr: 32.50s Second Qtr: 30.00s Third Qtr: 28.90s Fourth Qtr: 27.20s

NoHorse	Plc	Mar	800 Posi	400 Posi	Time	3rd Qtr	4th Qtr
7 CAPTAIN BLIGH	1	0.0m	0.0m (0)	0.0m (0)	2:42.60	28.90s	27.20s
1 DEVILISH GRIN	2	44.7m	4.2m (0)	11.0m (0)	2:45.80	29.45s	29.48s
2 HEAVENLY BLISS	3	47.5m	21.2m (0)	29.0m (0)	2:46.00	29.48s	28.45s
3 THE THIRSTY VET	4	48.9m	12.6m (0)	19.6m (0)	2:46.10	29.45s	29.18s
6 CUTTING ROSES	5	49.3m	16.6m (0)	23.0m (1)	2:46.13	29.40s	28.98s
5 SHOOT FOR STARDO	6	52.5m	8.4m (0)	14.4m (1)	2:46.36	29.40s	29.78s

Finish Position and metres gained from 800m





PJ Harness Analyser

Sectional Analysis Software - Not just a formguide!

www.facebook.com/PJHarnessRacing



RISE Digital, Harness Racing Australia nor the provider accepts any responsibility for the completeness or accuracy of any of the information contained herein, and makes no representations about its suitability for any particular purpose. Users should make their own judgements about those matters and/or seek independent advice. You assume all risks associated with use of data provided on this page

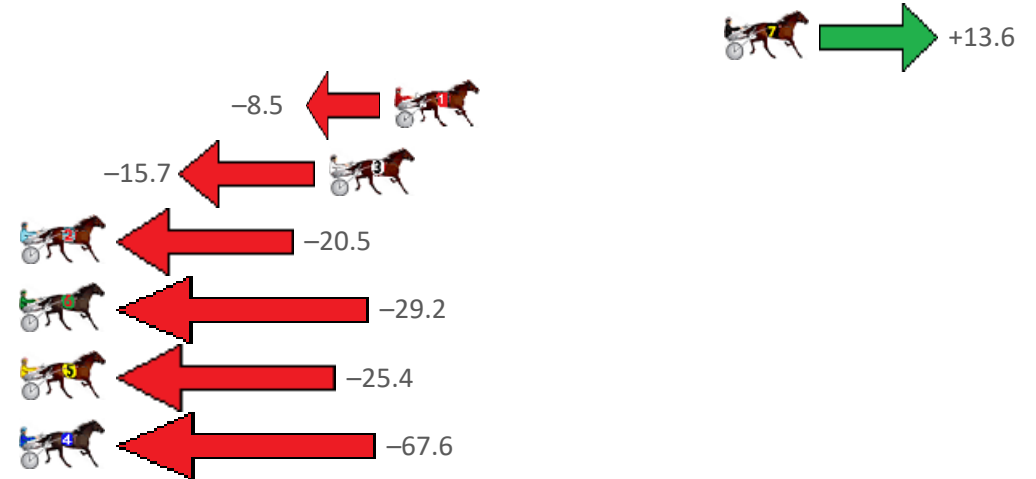
Pinjarra Race 2 Distance 2185m

Monday, 4 September 2023

Gross Time: 2:41.00 MileRate: 1:58.60 LeadTime: 44.60s First Qtr: 30.70s Second Qtr: 29.40s Third Qtr: 28.60s Fourth Qtr: 27.70s

NoHorse	Plc	Mar	800 Posi	400 Posi	Time	3rd Qtr	4th Qtr
7 GREATGREAT BOULD	1	0.0m	13.6m (1)	6.0m (2)	2:41.00	28.06s	27.29s
1 WORLD SECRET	2	13.1m	4.6m (0)	4.8m (0)	2:41.95	28.62s	28.27s
3 GAITCRASHER	3	15.7m	0.0m (0)	0.0m (0)	2:42.14	28.62s	28.78s
2 PETES HONOUR	4	30.3m	9.8m (0)	10.6m (0)	2:43.21	28.68s	29.06s
6 RAJAH ROCKS	5	38.6m	9.4m (1)	8.0m (1)	2:43.81	28.54s	29.81s
5 ALLWOODS CHEVRO	6	39.8m	14.4m (0)	17.6m (0)	2:43.90	28.85s	29.23s
4 STAR OF THE GALAX	7	85.6m	18.0m (1)	24.6m (0)	2:47.24	29.13s	31.90s

Finish Position and metres gained from 800m





PJ Harness Analyser

Sectional Analysis Software - Not just a formguide!

www.facebook.com/PJHarnessRacing



RISE Digital, Harness Racing Australia nor the provider accepts any responsibility for the completeness or accuracy of any of the information contained herein, and makes no representations about its suitability for any particular purpose. Users should make their own judgements about those matters and/or seek independent advice. You assume all risks associated with use of data provided on this page

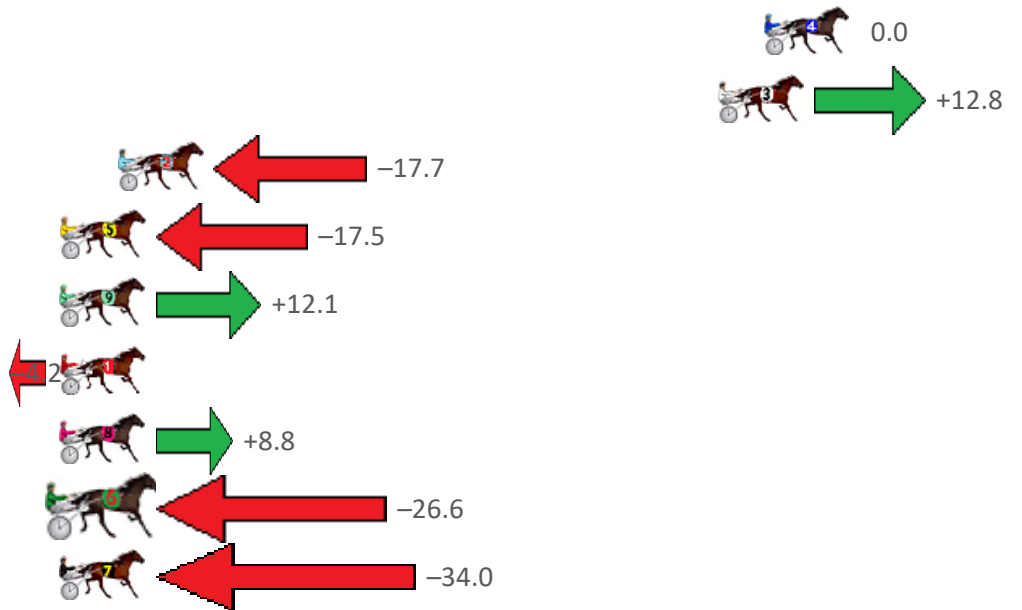
Pinjarra Race 3 Distance 2116m

Monday, 4 September 2023

Gross Time: 2:45.60 MileRate: 2:03.60 LeadTime: 42.90s First Qtr: 32.00s Second Qtr: 30.40s Third Qtr: 30.00s Fourth Qtr: 30.30s

NoHorse	Plc	Mar	800 Posi	400 Posi	Time	3rd Qtr	4th Qtr
4 SCOOTIN AROUND	1	0.0m	0.0m (0)	0.0m (0)	2:45.60	30.00s	30.30s
3 LUCKY CHARM	2	1.8m	14.6m (1)	16.0m (1)	2:45.74	30.11s	29.23s
2 THE HONOURS	3	25.7m	8.0m (0)	11.6m (0)	2:47.64	30.26s	31.36s
5 CHICAGO H	4	28.1m	10.6m (1)	12.2m (1)	2:47.83	30.11s	31.50s
9 STAY FOCUSED	5	28.5m	40.6m (0)	37.6m (0)	2:47.86	29.78s	29.61s
1 THE BEAT	6	32.4m	28.2m (0)	31.8m (0)	2:48.17	30.27s	30.35s
8 ALDEBARAN SUNDO	7	37.2m	46.0m (0)	42.0m (0)	2:48.55	29.70s	29.94s
6 KELL ROAD KID	8	38.8m	12.2m (0)	15.8m (0)	2:48.68	30.26s	32.03s
7 ONE OVER DA SON	9	119.0m	85.0m (0)	100.0m (0)	2:55.04	31.12s	31.73s

Finish Position and metres gained from 800m





PJ Harness Analyser

Sectional Analysis Software - Not just a formguide!

www.facebook.com/PJHarnessRacing



RISE Digital, Harness Racing Australia nor the provider accepts any responsibility for the completeness or accuracy of any of the information contained herein, and makes no representations about its suitability for any particular purpose. Users should make their own judgements about those matters and/or seek independent advice. You assume all risks associated with use of data provided on this page

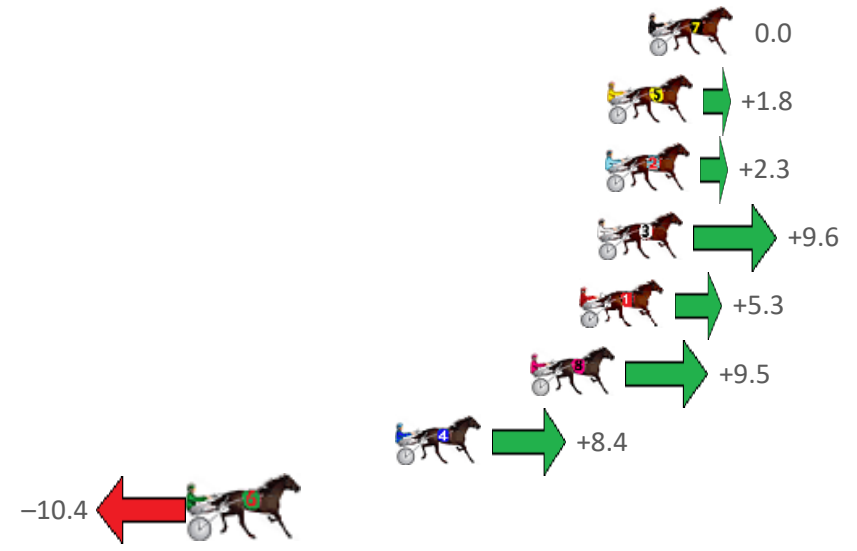
Pinjarra Race 4 Distance 2116m

Monday, 4 September 2023

Gross Time: 2:39.20 MileRate: 2:00.50 LeadTime: 40.20s First Qtr: 33.40s Second Qtr: 28.50s Third Qtr: 28.50s Fourth Qtr: 28.60s

NoHorse	Plc	Mar	800 Posi	400 Posi	Time	3rd Qtr	4th Qtr
7 CALL TO ARMS	1	0.0m	0.0m (0)	0.0m (0)	2:39.20	28.50s	28.60s
5 TUMBLIN DICE	2	1.6m	3.4m (1)	2.2m (1)	2:39.32	28.41s	28.56s
2 HESACHARMER	3	1.7m	4.0m (0)	4.0m (0)	2:39.33	28.50s	28.44s
3 PER ARDUA AD ASTR	4	2.0m	11.6m (1)	10.2m (2)	2:39.35	28.40s	28.02s
1 CAPTAINS BEACHBA	5	2.7m	8.0m (0)	8.6m (0)	2:39.40	28.54s	28.18s
8 COOPER	6	4.7m	14.2m (0)	12.8m (1)	2:39.55	28.40s	28.02s
4 SKIPPYS DELIGHT	7	10.0m	18.4m (0)	17.6m (1)	2:39.95	28.44s	28.06s
6 GOODONYA MATE	8	17.8m	7.4m (1)	7.2m (1)	2:40.54	28.48s	29.35s

Finish Position and metres gained from 800m





PJ Harness Analyser

Sectional Analysis Software - Not just a formguide!

www.facebook.com/PJHarnessRacing



RISE Digital, Harness Racing Australia nor the provider accepts any responsibility for the completeness or accuracy of any of the information contained herein, and makes no representations about its suitability for any particular purpose. Users should make their own judgements about those matters and/or seek independent advice. You assume all risks associated with use of data provided on this page


Pinjarra Race 5 Distance 2185m

Monday, 4 September 2023

Gross Time: 2:42.40 MileRate: 1:59.60 LeadTime: 41.60s First Qtr: 32.10s Second Qtr: 29.80s Third Qtr: 29.40s Fourth Qtr: 29.50s

NoHorse	Plc	Mar	800 Posi	400 Posi	Time	3rd Qtr	4th Qtr
2 IMAHERO	1	0.0m	4.2m (0)	4.0m (0)	2:42.40	29.39s	29.21s
4 FEELING EMPATHY	2	5.1m	0.0m (0)	0.0m (0)	2:42.79	29.40s	29.87s
12 TILLY SWIFT	3	5.2m	2.4m (1)	1.0m (1)	2:42.80	29.30s	29.81s
6 AMERICAN DUTCHES	4	6.4m	6.6m (1)	5.6m (1)	2:42.89	29.33s	29.56s
9 ASHANTI PRINCESS	5	6.6m	8.2m (0)	8.0m (0)	2:42.91	29.39s	29.40s
5 MISS LAUREL LEA	6	10.3m	15.4m (1)	13.8m (2)	2:43.20	29.28s	29.24s
8 MORISSETTE	7	11.5m	18.6m (0)	23.4m (1)	2:43.29	29.75s	28.63s
7 CARMELA DOMENIC	8	13.2m	19.2m (1)	13.8m (0)	2:43.42	29.00s	29.46s
11 ROSIES LAST ATTACK	9	19.0m	23.8m (1)	18.8m (1)	2:43.87	29.03s	29.51s
3 ZIGGEY	10	27.4m	11.0m (1)	10.2m (1)	2:44.52	29.34s	30.76s
1 IM BIDDY	11	51.8m	14.2m (0)	24.2m (0)	2:46.41	30.13s	31.52s
10 WEDU WHITBY VOO	12	356.8m	35.4m (0)	200.0m (0)	3:09.99	41.43s	41.00s

Finish Position and metres gained from 800m



PJ Harness Analyser

Sectional Analysis Software - Not just a formguide!

www.facebook.com/PJHarnessRacing

RISE Digital, Harness Racing Australia nor the provider accepts any responsibility for the completeness or accuracy of any of the information contained herein, and makes no representations about its suitability for any particular purpose. Users should make their own judgements about those matters and/or seek independent advice. You assume all risks associated with use of data provided on this page

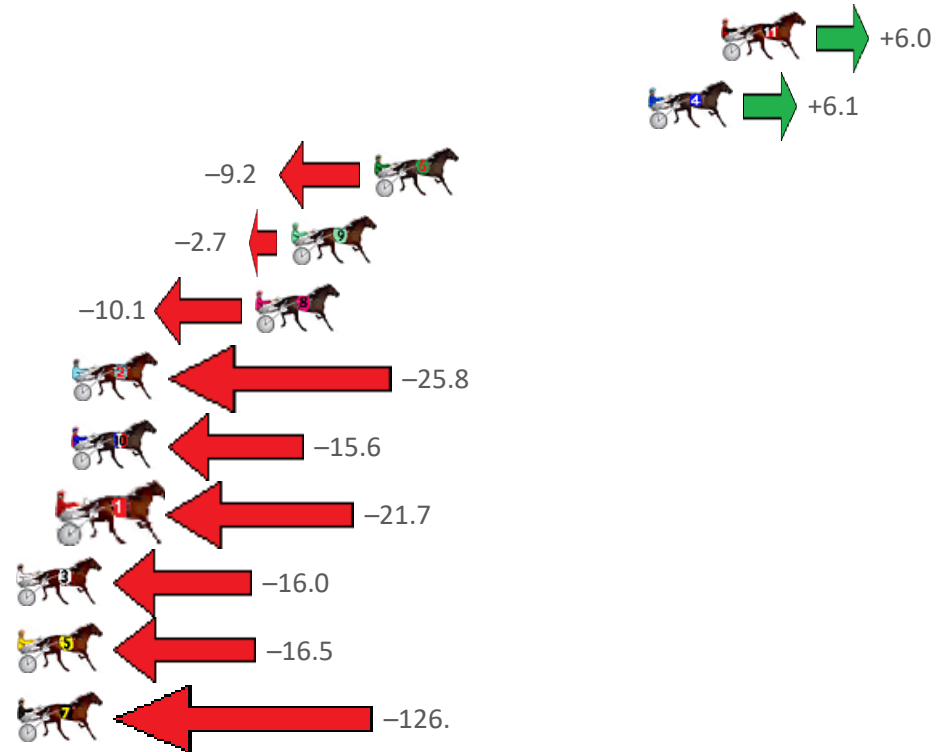
Pinjarra Race 6 Distance 2185m

Monday, 4 September 2023

Gross Time: 2:44.00 MileRate: 2:00.80 LeadTime: 43.00s First Qtr: 32.00s Second Qtr: 32.30s Third Qtr: 28.50s Fourth Qtr: 28.20s

NoHorse	Plc	Mar	800 Posi	400 Posi	Time	3rd Qtr	4th Qtr
11 RATTLIN LILLY	1	0.0m	6.0m (2)	0.0m (2)	2:44.00	28.08s	28.20s
4 SUGAR SHAKE	2	2.9m	9.0m (1)	5.2m (2)	2:44.21	28.23s	28.04s
6 THE BEAUDSTER	3	13.8m	4.6m (1)	1.4m (1)	2:45.02	28.28s	29.07s
9 SHES LUSH	4	17.1m	14.4m (2)	11.4m (3)	2:45.27	28.29s	28.60s
8 YANKEEDELIGHT	5	18.5m	8.4m (0)	7.2m (1)	2:45.37	28.42s	28.99s
2 SOHO CONFIDENTIA	6	25.8m	0.0m (0)	2.8m (0)	2:45.91	28.71s	29.81s
10 HES THUNDER	7	25.8m	10.2m (2)	7.2m (3)	2:45.91	28.30s	29.50s
1 TORREVEAN VELOCE	8	25.9m	4.2m (0)	6.8m (0)	2:45.92	28.69s	29.54s
3 ELEPHANT ROCK	9	29.0m	13.0m (1)	10.4m (2)	2:46.15	28.32s	29.50s
5 ATLANTAS	10	29.1m	12.6m (0)	12.4m (0)	2:46.16	28.49s	29.37s
7 JACK MANNIX	11	144.1m	17.4m (0)	16.6m (1)	2:54.68	28.49s	37.14s

Finish Position and metres gained from 800m





PJ Harness Analyser

Sectional Analysis Software - Not just a formguide!

www.facebook.com/PJHarnessRacing



RISE Digital, Harness Racing Australia nor the provider accepts any responsibility for the completeness or accuracy of any of the information contained herein, and makes no representations about its suitability for any particular purpose. Users should make their own judgements about those matters and/or seek independent advice. You assume all risks associated with use of data provided on this page

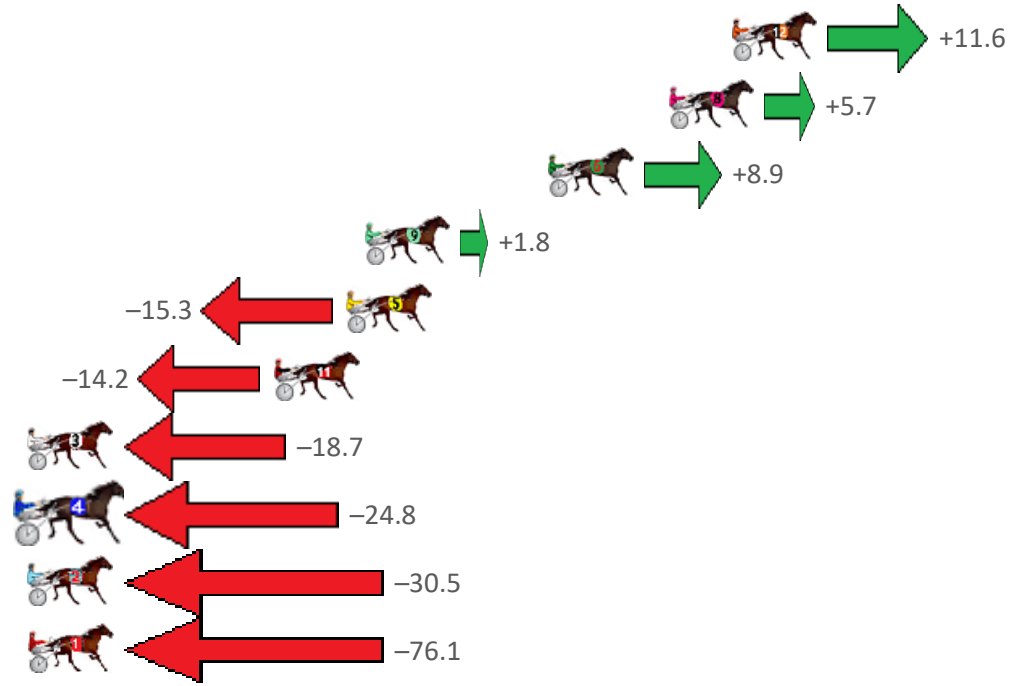
Pinjarra Race 7 Distance 2185m

Monday, 4 September 2023

Gross Time: 2:40.60 MileRate: 1:58.30 LeadTime: 42.10s First Qtr: 31.00s Second Qtr: 29.70s Third Qtr: 29.20s Fourth Qtr: 28.60s

NoHorse	Plc	Mar	800 Posi	400 Posi	Time	3rd Qtr	4th Qtr
12 TURN THE PAGE	1	0.0m	11.6m (2)	0.4m (2)	2:40.60	28.40s	28.57s
8 REBLINE	2	2.5m	8.2m (0)	9.6m (1)	2:40.79	29.30s	28.10s
6 ICY WINDS	3	7.3m	16.2m (0)	13.8m (1)	2:41.15	29.02s	28.14s
9 CHERRY ON THE CAK	4	14.6m	16.4m (2)	5.6m (2)	2:41.70	28.43s	29.24s
5 CATCH THE RED EYE	5	15.3m	0.0m (0)	0.0m (0)	2:41.75	29.21s	29.69s
11 SWEET IVY	6	18.2m	4.0m (1)	0.2m (1)	2:41.97	28.94s	29.88s
3 ABSOLUTE DELIGHT	7	30.9m	12.2m (1)	12.8m (2)	2:42.92	29.26s	29.89s
4 MERAVIGLIA	8	32.8m	8.0m (1)	5.6m (1)	2:43.06	29.05s	30.53s
2 SHAKIRA BLUE	9	42.7m	12.2m (0)	15.0m (0)	2:43.81	29.42s	30.57s
1 NOWUSEEMERUNIN	10	80.3m	4.2m (0)	11.0m (0)	2:46.63	29.74s	33.53s

Finish Position and metres gained from 800m





PJ Harness Analyser

Sectional Analysis Software - Not just a formguide!

www.facebook.com/PJHarnessRacing



RISE Digital, Harness Racing Australia nor the provider accepts any responsibility for the completeness or accuracy of any of the information contained herein, and makes no representations about its suitability for any particular purpose. Users should make their own judgements about those matters and/or seek independent advice. You assume all risks associated with use of data provided on this page

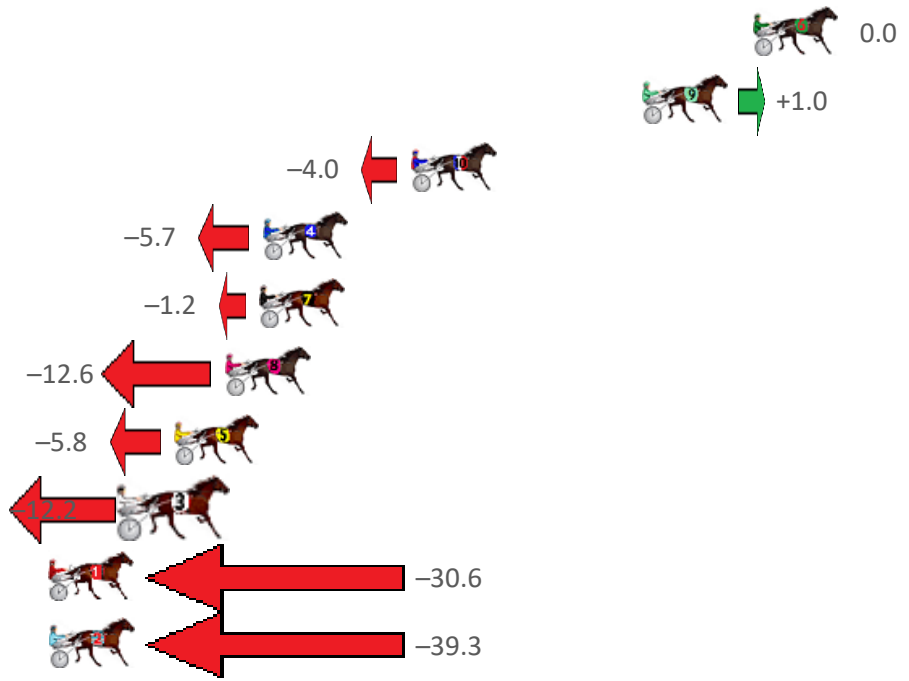
Pinjarra Race 8 Distance 1684m

Monday, 4 September 2023

Gross Time: 2:00.60 MileRate: 1:55.20 LeadTime: 5.40s First Qtr: 29.60s Second Qtr: 29.70s Third Qtr: 28.40s Fourth Qtr: 27.50s

NoHorse	Plc	Mar	800 Posi	400 Posi	Time	3rd Qtr	4th Qtr
6 ME FLASH	1	0.0m	0.0m (0)	0.0m (0)	2:00.60	28.40s	27.50s
9 SOHO SANTORINI	2	4.4m	5.4m (1)	5.6m (2)	2:00.92	28.41s	27.42s
10 DISCO DYNAMO	3	13.6m	9.6m (1)	9.8m (1)	2:01.58	28.42s	27.76s
4 ALLZFAIRNLUVNWA	4	19.5m	13.8m (1)	14.2m (1)	2:02.01	28.43s	27.86s
7 JOHNNY LOMBO	5	19.6m	18.4m (1)	18.6m (2)	2:02.02	28.42s	27.57s
8 ART REVIVAL	6	21.0m	8.4m (0)	10.4m (0)	2:02.12	28.55s	28.22s
5 THE DARK NIGHT	7	23.0m	17.2m (0)	18.6m (0)	2:02.26	28.50s	27.80s
3 SON OF STARSKY	8	24.8m	12.6m (0)	14.6m (0)	2:02.39	28.55s	28.20s
1 HAPPY DAYZ	9	34.8m	4.2m (0)	6.2m (0)	2:03.12	28.57s	29.46s
2 PADDITUDE	10	40.1m	0.8m (1)	2.8m (1)	2:03.50	28.58s	30.05s

Finish Position and metres gained from 800m





PJ Harness Analyser

Sectional Analysis Software - Not just a formguide!

www.facebook.com/PJHarnessRacing



RISE Digital, Harness Racing Australia nor the provider accepts any responsibility for the completeness or accuracy of any of the information contained herein, and makes no representations about its suitability for any particular purpose. Users should make their own judgements about those matters and/or seek independent advice. You assume all risks associated with use of data provided on this page

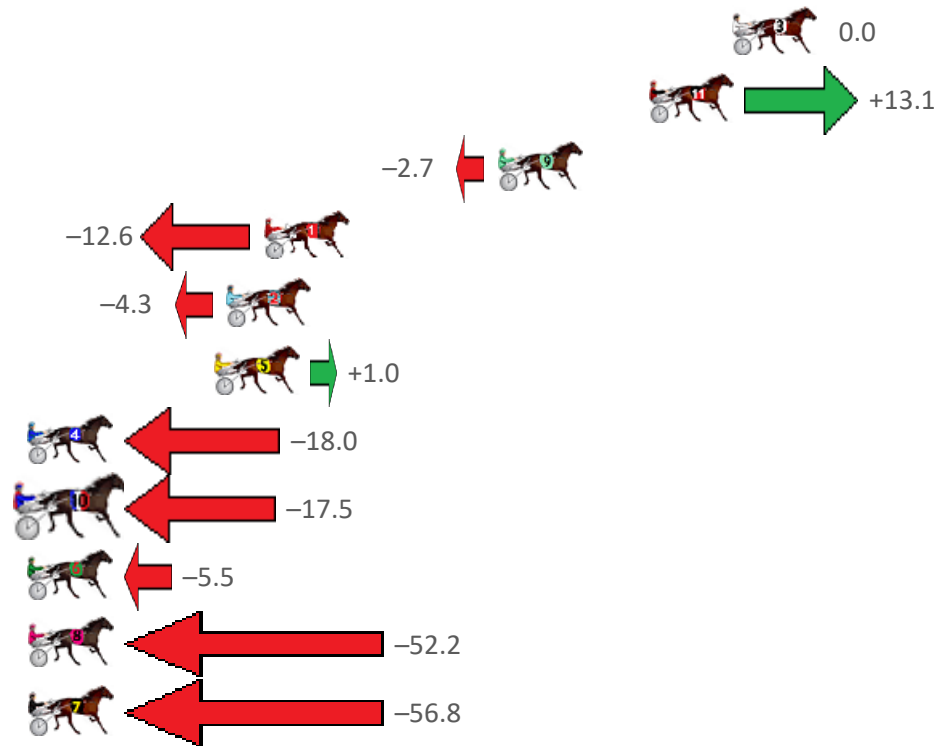
Pinjarra Race 9 Distance 1684m

Monday, 4 September 2023

Gross Time: 2:01.80 MileRate: 1:56.40 LeadTime: 5.10s First Qtr: 30.20s Second Qtr: 29.00s Third Qtr: 27.70s Fourth Qtr: 29.80s

NoHorse	Plc	Mar	800 Posi	400 Posi	Time	3rd Qtr	4th Qtr
3 SCUTTLEBUTT	1	0.0m	0.0m (0)	0.0m (0)	2:01.80	27.70s	29.80s
11 GET YA BETS ON	2	3.3m	16.4m (1)	19.4m (1)	2:02.06	27.96s	28.61s
9 KOPPER KOTE	3	9.3m	6.6m (1)	8.8m (1)	2:02.53	27.86s	29.84s
1 HUGHEY	4	18.6m	6.0m (0)	8.6m (0)	2:03.25	27.86s	30.54s
2 LUCY HELEN	5	20.1m	15.8m (0)	19.6m (0)	2:03.37	27.97s	29.84s
5 YOUR GRACE	6	20.6m	21.6m (0)	25.6m (0)	2:03.41	28.00s	29.43s
4 IWILL NEVER KNOW	7	29.0m	11.0m (1)	15.2m (1)	2:04.06	27.96s	30.82s
10 ARMA WARRIOR	8	37.9m	20.4m (1)	26.6m (1)	2:04.76	28.11s	30.64s
6 BEACH CAPTAIN	9	44.1m	38.6m (0)	40.0m (1)	2:05.24	27.79s	30.10s
8 CONSTELLATIONJEW	10	62.6m	10.4m (0)	15.0m (0)	2:06.69	27.90s	33.33s
7 LOMBO ISHAK	11	87.0m	30.2m (0)	45.0m (0)	2:08.59	28.65s	32.91s

Finish Position and metres gained from 800m



PJ Harness Analyser

Sectional Analysis Software - Not just a formguide!

www.facebook.com/PJHarnessRacing

RISE Digital, Harness Racing Australia nor the provider accepts any responsibility for the completeness or accuracy of any of the information contained herein, and makes no representations about its suitability for any particular purpose. Users should make their own judgements about those matters and/or seek independent advice. You assume all risks associated with use of data provided on this page