

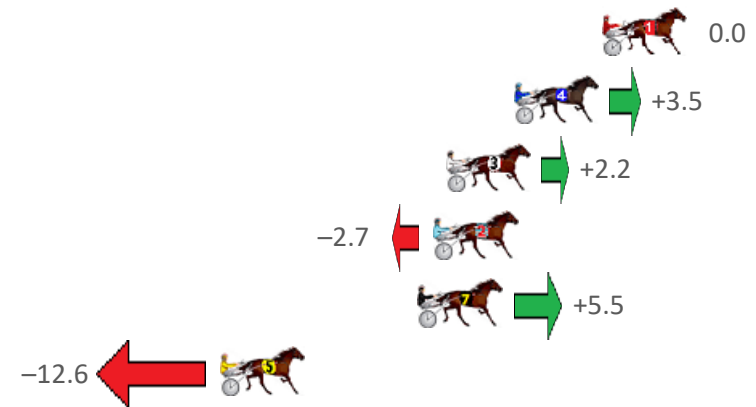
Pinjarra Race 1 Distance 2116m

Monday, 11 September 2023

Gross Time: 2:44.00 MileRate: 2:04.70 LeadTime: 43.10s First Qtr: 32.70s Second Qtr: 29.50s Third Qtr: 29.20s Fourth Qtr: 29.50s

NoHorse	Plc	Mar	800 Posi	400 Posi	Time	3rd Qtr	4th Qtr
1 SCOOTIN AROUND	1	0.0m	0.0m (0)	0.0m (0)	2:44.00	29.20s	29.50s
4 THATS NOT MY GAIT	2	3.5m	7.0m (1)	7.4m (1)	2:44.27	29.23s	29.21s
3 CHUMANI	3	6.2m	8.4m (0)	8.2m (0)	2:44.48	29.19s	29.35s
2 ELISH STAR	4	6.7m	4.0m (0)	4.0m (0)	2:44.52	29.20s	29.70s
7 LUVAF LAIR	5	7.3m	12.8m (0)	11.0m (2)	2:44.56	29.07s	29.23s
5 LINE THE STARZZZ	6	15.2m	2.6m (1)	2.6m (1)	2:45.18	29.20s	30.42s

Finish Position and metres gained from 800m







Harness Analyser

Sectional Analysis Software – Not just a formguide!

www.facebook.com/PJHarnessRacing



RISE Digital, Harness Racing Australia nor the provider accepts any responsibility for the completeness or accuracy of any of the information contained herein, and makes no representations about its suitability for any particular purpose. Users should make their own judgements about those matters and/or seek independent advice. You assume all risks associated with use of data provided on this page

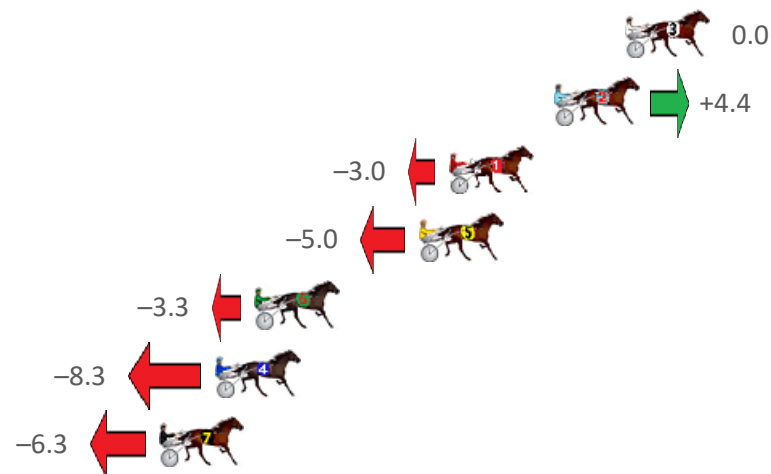
Pinjarra Race 2 Distance 2185m

Monday, 11 September 2023

Gross Time: 2:42.90 MileRate: 2:00.00 LeadTime: 44.60s First Qtr: 32.10s Second Qtr: 30.30s Third Qtr: 28.10s Fourth Qtr: 27.80s

NoHorse	Plc	Mar	800 Posi	400 Posi	Time	3rd Qtr	4th Qtr
3 ARMA BELIEVER	1	0.0m	0.0m (0)	0.0m (0)	2:42.90	28.10s	27.80s
2 KABOCHON	2	2.8m	7.2m (1)	7.0m (1)	2:43.10	28.08s	27.51s
1 HEARTOFAHLIA	3	7.0m	4.0m (0)	4.8m (0)	2:43.41	28.16s	27.95s
5 BLAZE AWAY	4	8.2m	3.2m (1)	3.0m (1)	2:43.50	28.09s	28.16s
6 GREATGREAT BOULD	5	14.7m	11.4m (1)	3.0m (2)	2:43.97	27.52s	28.61s
4 THE MASKED CRUSA	6	16.3m	8.0m (0)	11.4m (0)	2:44.09	28.34s	28.14s
7 PHILTHEJUG	7	18.5m	12.2m (0)	15.8m (0)	2:44.25	28.35s	27.99s

Finish Position and metres gained from 800m







Harness Analyser

Sectional Analysis Software – Not just a formguide!

www.facebook.com/PJHarnessRacing



RISE Digital, Harness Racing Australia nor the provider accepts any responsibility for the completeness or accuracy of any of the information contained herein, and makes no representations about its suitability for any particular purpose. Users should make their own judgements about those matters and/or seek independent advice. You assume all risks associated with use of data provided on this page

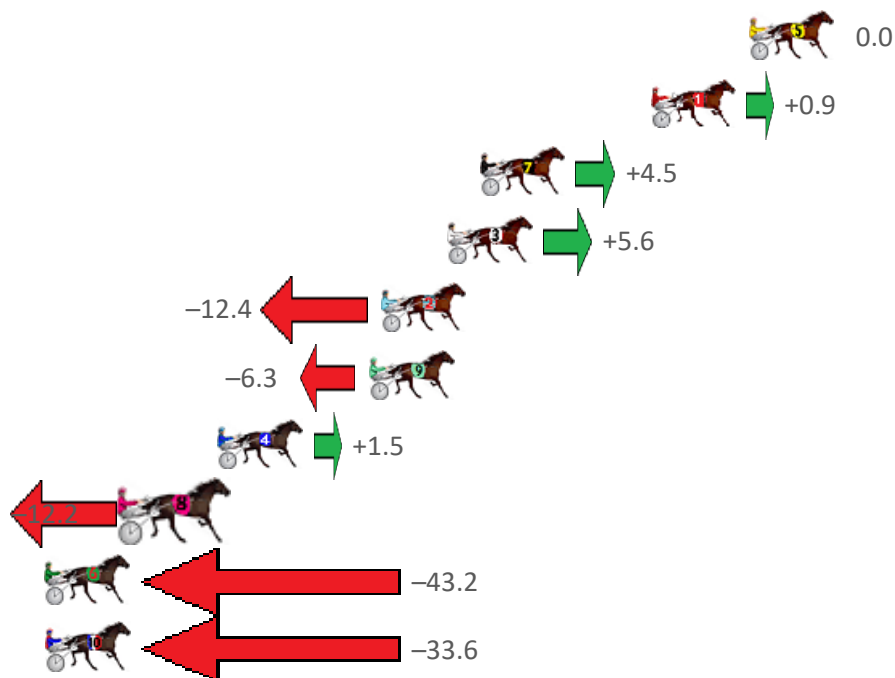
Pinjarra Race 3 Distance 1684m

Monday, 11 September 2023

Gross Time: 2:00.40 MileRate: 1:55.00 LeadTime: 5.50s First Qtr: 28.40s Second Qtr: 28.90s Third Qtr: 28.10s Fourth Qtr: 29.50s

NoHorse	Plc	Mar	800 Posi	400 Posi	Time	3rd Qtr	4th Qtr
5 TOMMY CARTA	1	0.0m	0.0m (0)	0.0m (0)	2:00.40	28.10s	29.50s
1 STAPLETON	2	3.9m	4.8m (0)	4.0m (0)	2:00.70	28.04s	29.49s
7 HUNT THE MAGIC	3	10.7m	15.2m (1)	11.4m (3)	2:01.23	27.83s	29.45s
3 LENI ROSE	4	12.0m	17.6m (0)	15.0m (1)	2:01.33	27.92s	29.28s
2 INSTA GATOR	5	14.6m	2.2m (1)	2.8m (1)	2:01.53	28.12s	30.37s
9 BILLYJAMES	6	15.1m	8.8m (1)	8.0m (1)	2:01.57	28.03s	30.02s
4 IMAHERO	7	21.1m	22.6m (0)	18.6m (2)	2:02.03	27.81s	29.68s
8 QUIGGLEY	8	24.6m	12.4m (0)	13.4m (0)	2:02.30	28.15s	30.32s
6 MIKIS BEACH	9	46.2m	3.0m (2)	9.2m (2)	2:03.97	28.48s	32.21s
10 IM ARTICULATE	10	107.6m	74.0m (0)	85.0m (0)	2:08.72	28.85s	31.16s

Finish Position and metres gained from 800m



PJ Harness Analyser
Sectional Analysis Software – Not just a formguide!

www.facebook.com/PJHarnessRacing



RISE Digital, Harness Racing Australia nor the provider accepts any responsibility for the completeness or accuracy of any of the information contained herein, and makes no representations about its suitability for any particular purpose. Users should make their own judgements about those matters and/or seek independent advice. You assume all risks associated with use of data provided on this page


Pinjarra Race 4 Distance 2185m

Monday, 11 September 2023

Gross Time: 2:41.80 MileRate: 1:59.20 LeadTime: 44.30s First Qtr: 30.20s Second Qtr: 29.10s Third Qtr: 29.40s Fourth Qtr: 28.80s

NoHorse	Plc	Mar	800 Posi	400 Posi	Time	3rd Qtr	4th Qtr
2 MISS HIGH FASHION	1	0.0m	0.0m (0)	0.0m (0)	2:41.80	29.40s	28.80s
4 DREAM CONTROL	2	2.5m	15.8m (1)	4.8m (0)	2:41.99	28.60s	28.64s
6 CUTTING ROSES	3	54.6m	25.0m (0)	26.2m (0)	2:45.93	29.51s	30.83s
3 LUCY HELEN	4	57.9m	12.0m (0)	22.2m (0)	2:46.18	30.16s	31.36s
7 OUR MUSICAL MOTI	5	58.0m	30.4m (0)	30.6m (0)	2:46.18	29.43s	30.76s
1 CONSTELLATIONJEW	6	78.9m	6.0m (0)	17.4m (0)	2:47.76	30.27s	33.20s
5 STAR OF KAOS	7	112.1m	20.2m (0)	26.4m (1)	2:50.27	29.91s	34.94s

Finish Position and metres gained from 800m







Harness Analyser

Sectional Analysis Software – Not just a formguide!

www.facebook.com/PJHarnessRacing



RISE Digital, Harness Racing Australia nor the provider accepts any responsibility for the completeness or accuracy of any of the information contained herein, and makes no representations about its suitability for any particular purpose. Users should make their own judgements about those matters and/or seek independent advice. You assume all risks associated with use of data provided on this page

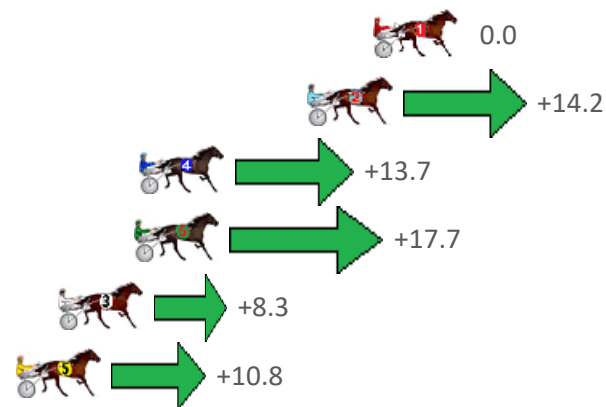
Pinjarra Race 5 Distance 2185m

Monday, 11 September 2023

Gross Time: 2:40.60 MileRate: 1:58.30 LeadTime: 42.40s First Qtr: 30.50s Second Qtr: 29.80s Third Qtr: 29.20s Fourth Qtr: 28.70s

NoHorse	Plc	Mar	800 Posi	400 Posi	Time	3rd Qtr	4th Qtr
1 CASTELLA DELLACQU	1	0.0m	0.0m (0)	0.0m (0)	2:40.60	29.20s	28.70s
2 CATCH THE RED EYE	2	2.6m	16.8m (0)	9.0m (0)	2:40.80	28.63s	28.24s
4 ICY WINDS	3	9.3m	23.0m (1)	8.8m (1)	2:41.30	28.18s	28.74s
6 RATTLIN LILLY	4	9.5m	27.2m (1)	24.8m (0)	2:41.32	29.02s	27.61s
3 VALHALLA MISS	5	12.5m	20.8m (0)	13.2m (0)	2:41.54	28.65s	28.65s
5 DOCTOR CATHERINE	6	14.2m	25.0m (0)	15.8m (1)	2:41.67	28.54s	28.59s
7 CARIBBEAN LILY	7	32.1m	29.0m (0)	24.2m (1)	2:43.02	28.86s	29.26s

Finish Position and metres gained from 800m







Harness Analyser

Sectional Analysis Software – Not just a formguide!

www.facebook.com/PJHarnessRacing



RISE Digital, Harness Racing Australia nor the provider accepts any responsibility for the completeness or accuracy of any of the information contained herein, and makes no representations about its suitability for any particular purpose. Users should make their own judgements about those matters and/or seek independent advice. You assume all risks associated with use of data provided on this page

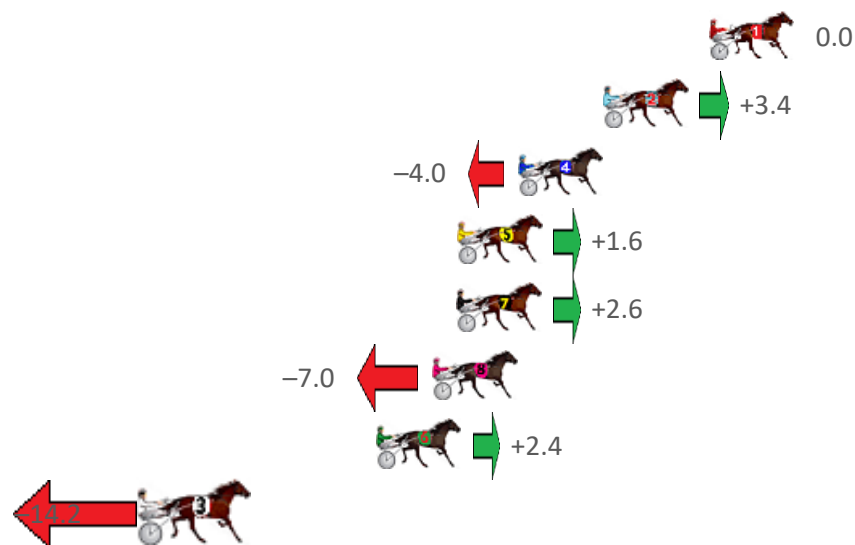
Pinjarra Race 6 Distance 1684m

Monday, 11 September 2023

Gross Time: 2:00.20 MileRate: 1:54.90 LeadTime: 5.10s First Qtr: 30.10s Second Qtr: 29.80s Third Qtr: 28.00s Fourth Qtr: 27.20s

NoHorse	Plc	Mar	800 Posi	400 Posi	Time	3rd Qtr	4th Qtr
1 MR CHIP	1	0.0m	0.0m (0)	0.0m (0)	2:00.20	28.00s	27.20s
2 CALLMEWHATUWAN	2	4.2m	7.6m (1)	6.2m (1)	2:00.50	27.90s	27.06s
4 AZTERIAN	3	7.6m	3.6m (1)	2.0m (1)	2:00.74	27.90s	27.58s
5 MISS SASSY	4	10.0m	11.6m (1)	10.4m (1)	2:00.92	27.92s	27.17s
7 BEYOND THE SEA	5	10.0m	12.6m (0)	13.2m (0)	2:00.92	28.04s	26.98s
8 SHOWPONY	6	11.0m	4.0m (0)	4.0m (0)	2:00.99	28.01s	27.67s
6 LITTLE BITOF FUN	7	13.2m	15.6m (1)	14.6m (1)	2:01.15	27.93s	27.11s
3 YOU FLY WITH ME	8	22.2m	8.0m (0)	8.6m (0)	2:01.79	28.05s	28.12s

Finish Position and metres gained from 800m



PJ Harness Analyser
Sectional Analysis Software – Not just a formguide!

www.facebook.com/PJHarnessRacing



RISE Digital, Harness Racing Australia nor the provider accepts any responsibility for the completeness or accuracy of any of the information contained herein, and makes no representations about its suitability for any particular purpose. Users should make their own judgements about those matters and/or seek independent advice. You assume all risks associated with use of data provided on this page

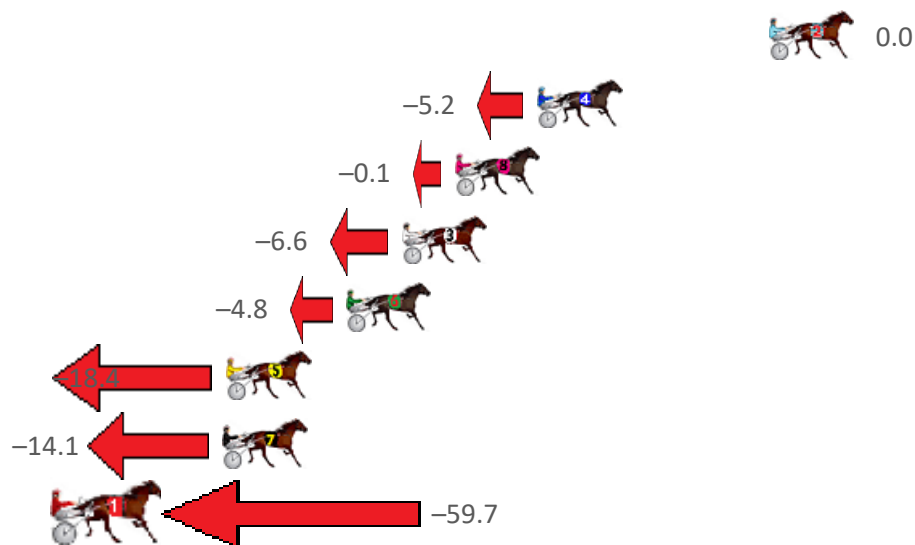
Pinjarra Race 7 Distance 2631m

Monday, 11 September 2023

Gross Time: 3:20.20 MileRate: 2:02.50 LeadTime: 80.50s First Qtr: 30.90s Second Qtr: 30.40s Third Qtr: 29.50s Fourth Qtr: 28.90s

NoHorse	Plc	Mar	800 Posi	400 Posi	Time	3rd Qtr	4th Qtr
2 MY LITTLE BIG MAN	1	0.0m	0.0m (0)	0.0m (0)	3:20.20	29.50s	28.90s
4 BONSTAR	2	9.2m	4.0m (0)	4.8m (0)	3:20.90	29.56s	29.22s
8 MACHLANI	3	12.5m	12.4m (1)	11.2m (2)	3:21.15	29.41s	28.99s
3 ABSOLUTE DELIGHT	4	14.6m	8.0m (0)	9.2m (0)	3:21.31	29.59s	29.29s
6 CAPTAINS BEACHBA	5	16.8m	12.0m (0)	13.4m (0)	3:21.47	29.60s	29.14s
5 SUNNIE BEACH	6	21.6m	3.2m (1)	4.2m (1)	3:21.84	29.59s	30.15s
7 GENERAL JOLT	7	21.7m	7.6m (1)	8.6m (1)	3:21.85	29.58s	29.84s
1 CHEEKY EAGLE	8	209.7m	150.0m (0)	180.0m (0)	3:36.10	31.70s	31.03s

Finish Position and metres gained from 800m



PJ Harness Analyser

Sectional Analysis Software – Not just a formguide!

www.facebook.com/PJHarnessRacing



RISE Digital, Harness Racing Australia nor the provider accepts any responsibility for the completeness or accuracy of any of the information contained herein, and makes no representations about its suitability for any particular purpose. Users should make their own judgements about those matters and/or seek independent advice. You assume all risks associated with use of data provided on this page


Pinjarra Race 8 Distance 2185m

Monday, 11 September 2023

Gross Time: 2:39.50 MileRate: 1:57.50 LeadTime: 41.30s First Qtr: 30.50s Second Qtr: 29.40s Third Qtr: 29.40s Fourth Qtr: 28.90s

NoHorse	Plc	Mar	800 Posi	400 Posi	Time	3rd Qtr	4th Qtr
4 SUGAR SHAKE	1	0.0m	0.0m (0)	0.0m (0)	2:39.50	29.40s	28.90s
10 PASTER TEDESCO	2	23.8m	1.8m (1)	5.4m (1)	2:41.31	29.67s	30.22s
5 JACK MANNIX	3	30.1m	20.2m (1)	17.8m (2)	2:41.78	29.23s	29.78s
8 ELEPHANT ROCK	4	30.4m	12.2m (0)	18.8m (0)	2:41.81	29.89s	29.73s
7 ASHANTI PRINCESS	5	43.0m	16.2m (0)	22.6m (2)	2:42.76	29.88s	30.37s
9 HOKULANI	6	46.6m	15.0m (2)	13.2m (1)	2:43.03	29.29s	31.30s
1 DEVILS COURAGE	7	66.2m	8.2m (0)	14.4m (0)	2:44.52	29.88s	32.62s
3 ZIGGEY	8	67.2m	4.2m (0)	10.0m (0)	2:44.60	29.86s	33.01s
2 READY TO ATTACK	9	76.2m	12.8m (1)	23.2m (1)	2:45.28	30.19s	32.71s
6 UNDER THE STARZZZ	10	141.9m	6.2m (1)	19.0m (1)	2:50.26	30.40s	37.73s

Finish Position and metres gained from 800m



PJ Harness Analyser

Sectional Analysis Software – Not just a formguide!

www.facebook.com/PJHarnessRacing



RISE Digital, Harness Racing Australia nor the provider accepts any responsibility for the completeness or accuracy of any of the information contained herein, and makes no representations about its suitability for any particular purpose. Users should make their own judgements about those matters and/or seek independent advice. You assume all risks associated with use of data provided on this page

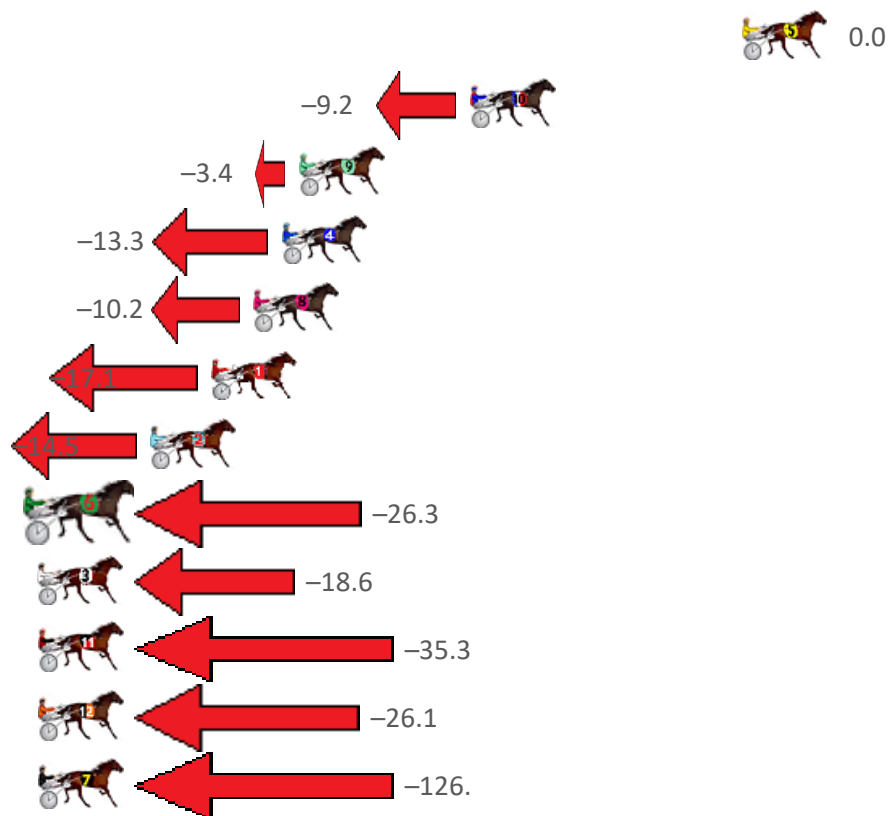
Pinjarra Race 9 Distance 2185m

Monday, 11 September 2023

Gross Time: 2:39.90 MileRate: 1:57.80 LeadTime: 42.40s First Qtr: 31.10s Second Qtr: 30.50s Third Qtr: 26.50s Fourth Qtr: 29.40s

NoHorse	Plc	Mar	800 Posi	400 Posi	Time	3rd Qtr	4th Qtr
5 BLAZE ON	1	0.0m	0.0m (0)	0.0m (0)	2:39.90	26.50s	29.40s
10 BLAMEITONTHENIG	2	10.8m	1.6m (2)	2.4m (1)	2:40.73	26.53s	30.01s
9 MAJOR DALTON	3	17.6m	14.2m (0)	23.8m (0)	2:41.26	27.19s	28.95s
4 BARBADOS	4	18.3m	5.0m (1)	15.4m (1)	2:41.31	27.21s	29.61s
8 JUST ROC	5	19.4m	9.2m (0)	17.2m (0)	2:41.40	27.05s	29.56s
1 SUNPATRA	6	21.1m	4.0m (0)	12.8m (0)	2:41.53	27.08s	30.01s
2 LUKES MISTAKE	7	23.5m	9.0m (1)	20.8m (1)	2:41.71	27.31s	29.60s
6 RODGER JAMES	8	44.5m	18.2m (0)	30.6m (0)	2:43.33	27.31s	30.42s
3 YANKEEDELIGHT	9	48.4m	29.8m (1)	42.0m (1)	2:43.63	27.32s	29.87s
11 BRAVO CHRISTIANO	10	50.1m	14.8m (1)	34.0m (1)	2:43.76	27.78s	30.58s
12 SON OF STARSKY	11	50.7m	24.6m (1)	43.0m (0)	2:43.81	27.75s	29.96s
7 TOMLOUS JAMBO	12	159.7m	33.4m (0)	65.0m (0)	2:52.21	28.35s	36.32s

Finish Position and metres gained from 800m



PJ Harness Analyser
Sectional Analysis Software – Not just a formguide!

www.facebook.com/PJHarnessRacing



RISE Digital, Harness Racing Australia nor the provider accepts any responsibility for the completeness or accuracy of any of the information contained herein, and makes no representations about its suitability for any particular purpose. Users should make their own judgements about those matters and/or seek independent advice. You assume all risks associated with use of data provided on this page