

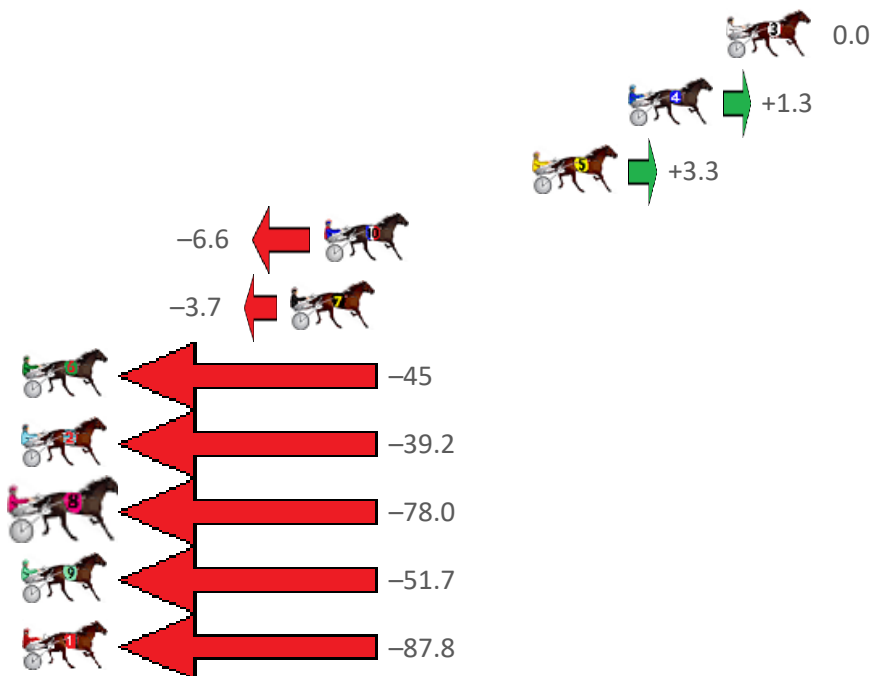
# Pinjarra Race 1 Distance 2116m

Monday, 25 September 2023

Gross Time: 2:43.40 MileRate: 2:03.10 LeadTime: 44.00s First Qtr: 30.50s Second Qtr: 29.60s Third Qtr: 29.90s Fourth Qtr: 29.40s

NoHorse	Plc	Mar	800 Posi	400 Posi	Time	3rd Qtr	4th Qtr
3 BEE BEE BERO	1	0.0m	0.0m (0)	0.0m (0)	2:43.40	29.90s	29.40s
4 NICKYS SON	2	3.9m	5.2m (0)	5.6m (0)	2:43.70	29.93s	29.28s
5 LUCKY CHARM	3	7.7m	11.0m (1)	3.0m (1)	2:43.99	29.31s	29.74s
10 STAY FOCUSED	4	16.0m	9.4m (0)	13.0m (0)	2:44.63	30.17s	29.62s
7 TENNERSON	5	17.3m	13.6m (0)	16.6m (1)	2:44.73	30.12s	29.45s
6 KELL ROAD KID	6	65.1m	20.6m (0)	24.8m (0)	2:48.42	30.23s	32.35s
2 MRIYA DREAM	7	72.8m	33.6m (0)	40.0m (0)	2:49.01	30.39s	31.80s
8 ONE OVER DA SON	8	85.0m	7.0m (1)	30.2m (1)	2:49.95	31.64s	33.41s
9 ABUNDANCE	9	96.7m	45.0m (0)	60.0m (0)	2:50.85	31.03s	32.08s
1 THE HONOURS	10	126.8m	39.0m (0)	45.0m (0)	2:53.17	30.39s	35.38s

Finish Position and metres gained from 800m



## PJ Harness Analyser

Sectional Analysis Software - Not just a formguide!

[www.facebook.com/PJHarnessRacing](https://www.facebook.com/PJHarnessRacing)



RISE Digital, Harness Racing Australia nor the provider accepts any responsibility for the completeness or accuracy of any of the information contained herein, and makes no representations about its suitability for any particular purpose. Users should make their own judgements about those matters and/or seek independent advice. You assume all risks associated with use of data provided on this page

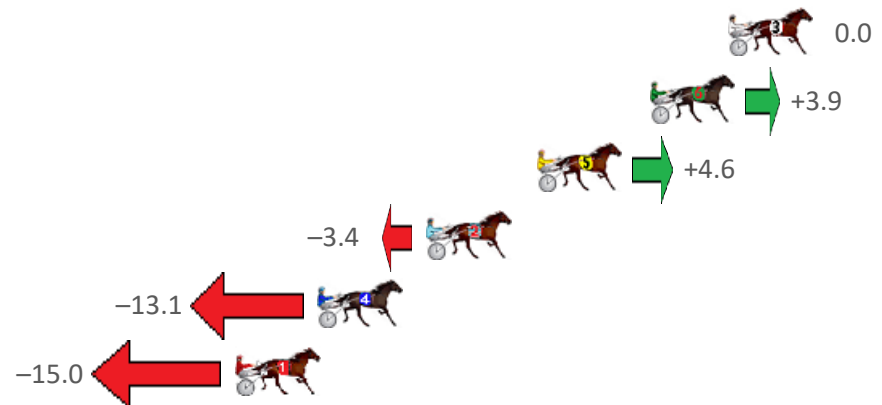
# Pinjarra Race 2 Distance 1684m

Monday, 25 September 2023

Gross Time: 2:02.90 MileRate: 1:57.50 LeadTime: 5.60s First Qtr: 28.60s Second Qtr: 30.70s Third Qtr: 29.90s Fourth Qtr: 28.10s

NoHorse	Plc	Mar	800 Posi	400 Posi	Time	3rd Qtr	4th Qtr
3 PETES HONOUR	1	0.0m	0.0m (0)	0.0m (0)	2:02.90	29.90s	28.10s
6 MANEA	2	3.1m	7.0m (1)	4.8m (2)	2:03.13	29.74s	27.98s
5 BELLES WHISPER	3	7.6m	12.2m (1)	9.0m (2)	2:03.46	29.67s	28.00s
2 STAR OF THE GALAX	4	12.0m	8.6m (0)	9.6m (1)	2:03.79	29.98s	28.27s
4 LIQUIDATOR	5	16.3m	3.2m (1)	1.2m (1)	2:04.10	29.79s	29.15s
1 PRIME MOVER	6	19.6m	4.6m (0)	5.6m (0)	2:04.35	30.00s	29.08s

## Finish Position and metres gained from 800m







# Harness Analyser

Sectional Analysis Software – Not just a formguide!

[www.facebook.com/PJHarnessRacing](http://www.facebook.com/PJHarnessRacing)



RISE Digital, Harness Racing Australia nor the provider accepts any responsibility for the completeness or accuracy of any of the information contained herein, and makes no representations about its suitability for any particular purpose. Users should make their own judgements about those matters and/or seek independent advice. You assume all risks associated with use of data provided on this page

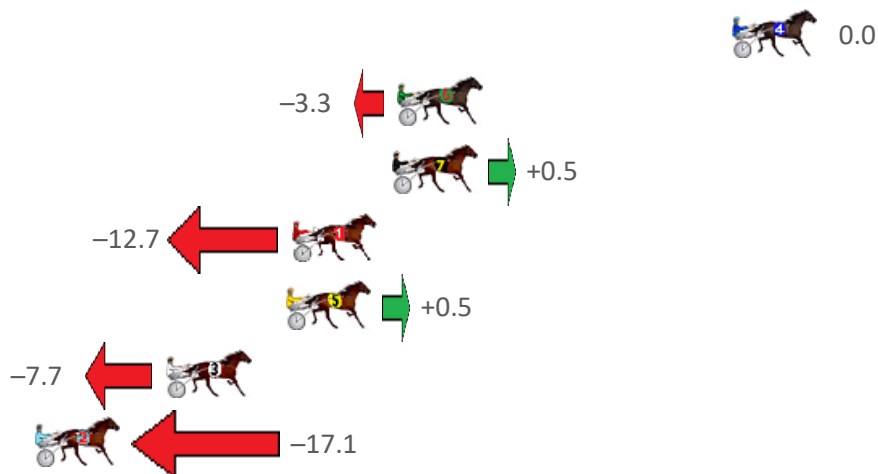
# Pinjarra Race 3 Distance 2185m

Monday, 25 September 2023

Gross Time: 2:44.10 MileRate: 2:00.80 LeadTime: 46.10s First Qtr: 32.90s Second Qtr: 29.80s Third Qtr: 28.70s Fourth Qtr: 26.60s

NoHorse	Plc	Mar	800 Posi	400 Posi	Time	3rd Qtr	4th Qtr
4 HOTLY PURSUED	1	0.0m	0.0m (0)	0.0m (0)	2:44.10	28.70s	26.60s
6 CROWD CONTROL	2	13.3m	10.0m (1)	6.8m (1)	2:45.03	28.50s	27.03s
7 DOURADO	3	13.5m	14.0m (1)	10.8m (1)	2:45.05	28.49s	26.78s
1 ELLUCIFER	4	17.5m	4.8m (0)	4.4m (0)	2:45.33	28.71s	27.47s
5 RUNNINGONEMPTY	5	17.7m	18.2m (1)	14.8m (1)	2:45.34	28.47s	26.79s
3 STAPLETON	6	22.5m	14.8m (0)	12.8m (0)	2:45.68	28.59s	27.24s
2 ALEXANDRA THEGRE	7	27.7m	10.6m (0)	8.8m (0)	2:46.04	28.63s	27.85s

Finish Position and metres gained from 800m



## PJ Harness Analyser

Sectional Analysis Software – Not just a formguide!

[www.facebook.com/PJHarnessRacing](https://www.facebook.com/PJHarnessRacing)



RISE Digital, Harness Racing Australia nor the provider accepts any responsibility for the completeness or accuracy of any of the information contained herein, and makes no representations about its suitability for any particular purpose. Users should make their own judgements about those matters and/or seek independent advice. You assume all risks associated with use of data provided on this page

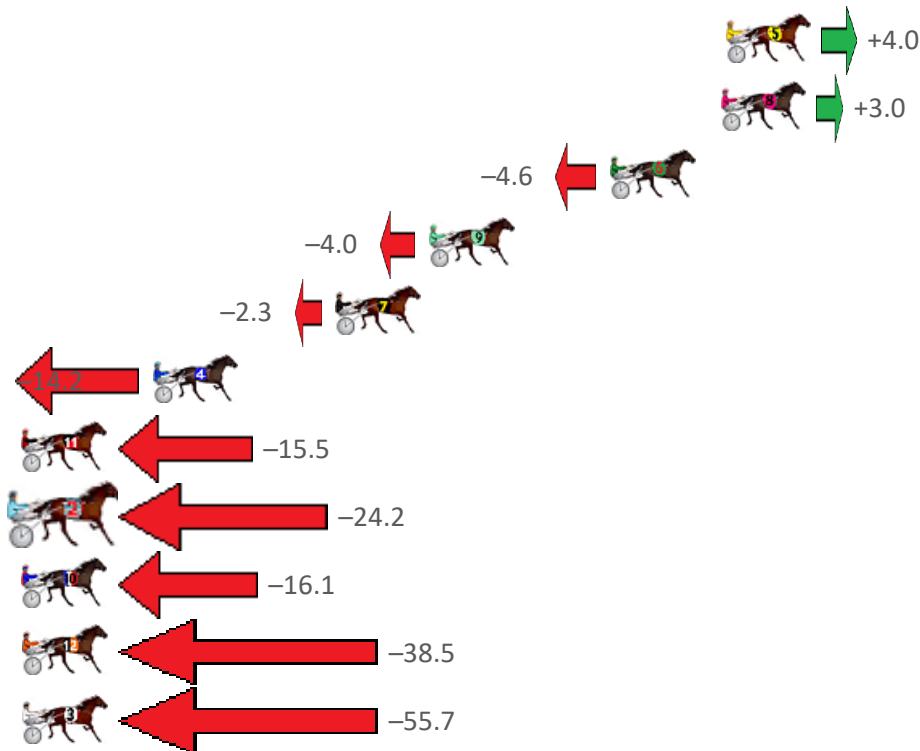
# Pinjarra Race 4 Distance 1684m

Monday, 25 September 2023

Gross Time: 2:01.60 MileRate: 1:56.20 LeadTime: 5.80s First Qtr: 29.00s Second Qtr: 29.30s Third Qtr: 29.00s Fourth Qtr: 28.50s

NoHorse	Plc	Mar	800 Posi	400 Posi	Time	3rd Qtr	4th Qtr
5 DREAM CONTROL	1	0.0m	4.0m (0)	4.2m (0)	2:01.60	29.01s	28.20s
8 LORD PUBLISHER	2	0.2m	3.2m (1)	1.8m (1)	2:01.61	28.90s	28.39s
6 GALAXY WARRIOR	3	4.6m	0.0m (0)	0.0m (0)	2:01.94	29.00s	28.83s
9 JUST ALL STYLE	4	11.8m	7.8m (1)	6.4m (1)	2:02.48	28.90s	28.88s
7 DISPATCHER	5	15.5m	13.2m (1)	13.2m (1)	2:02.76	29.00s	28.66s
4 OUR MUSICAL MOTI	6	22.8m	8.6m (0)	10.2m (0)	2:03.31	29.12s	29.39s
11 THE THIRSTY VET	7	32.5m	17.0m (0)	22.2m (0)	2:04.03	29.38s	29.23s
2 WHOOPSADAISY	8	37.0m	12.8m (0)	17.2m (0)	2:04.37	29.33s	29.90s
10 THINGS CHANGE	9	37.7m	21.6m (1)	19.4m (1)	2:04.42	28.85s	29.80s
12 GRUBS UP	10	66.9m	28.4m (0)	44.0m (0)	2:06.61	30.13s	30.12s
3 CUTTING ROSES	11	185.7m	130.0m (0)	155.0m (0)	2:15.50	30.81s	30.68s

## Finish Position and metres gained from 800m



**PJ Harness Analyser**  
Sectional Analysis Software – Not just a formguide!

[www.facebook.com/PJHarnessRacing](https://www.facebook.com/PJHarnessRacing)



RISE Digital, Harness Racing Australia nor the provider accepts any responsibility for the completeness or accuracy of any of the information contained herein, and makes no representations about its suitability for any particular purpose. Users should make their own judgements about those matters and/or seek independent advice. You assume all risks associated with use of data provided on this page

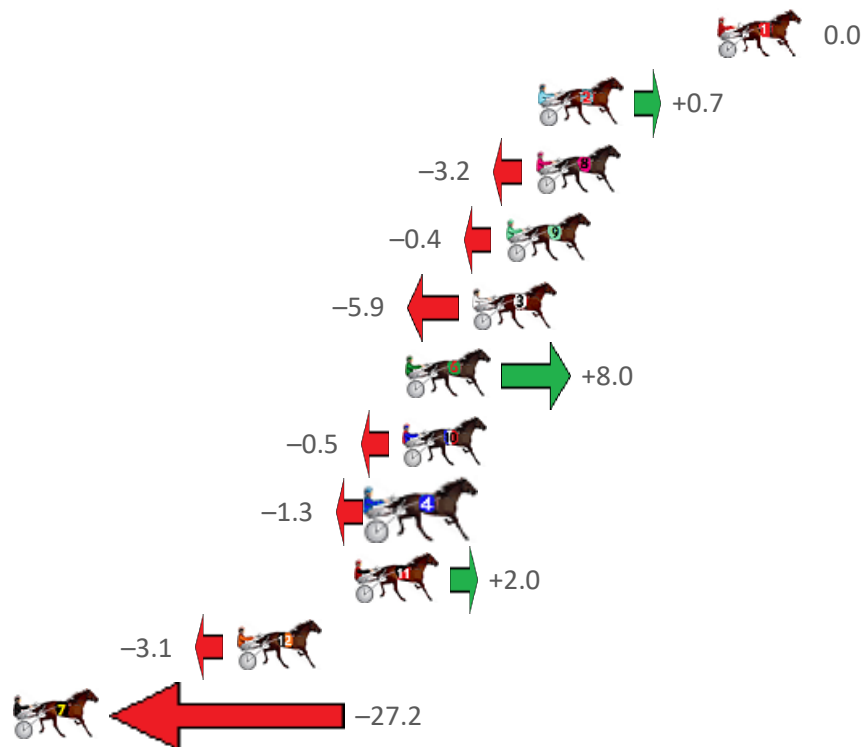
# Pinjarra Race 5 Distance 1684m

Monday, 25 September 2023

Gross Time: 2:04.80 MileRate: 1:59.20 LeadTime: 5.60s First Qtr: 30.90s Second Qtr: 31.20s Third Qtr: 29.80s Fourth Qtr: 27.30s

NoHorse	Plc	Mar	800 Posi	400 Posi	Time	3rd Qtr	4th Qtr
1 OUR LILIOU	1	0.0m	0.0m (0)	0.0m (0)	2:04.80	29.80s	27.30s
2 HAVING FUN	2	7.1m	7.8m (1)	7.0m (2)	2:05.31	29.74s	27.31s
8 MORISSETTE	3	7.2m	4.0m (0)	4.0m (0)	2:05.32	29.81s	27.52s
9 SHES A LUCKY PENN	4	8.4m	8.0m (0)	8.0m (0)	2:05.40	29.80s	27.33s
3 AMERICAN MONARC	5	9.7m	3.8m (1)	3.0m (1)	2:05.50	29.76s	27.75s
6 SHES LUSH	6	12.4m	20.4m (1)	19.6m (1)	2:05.69	29.72s	26.81s
10 ATLANTAS	7	12.5m	12.0m (0)	12.2m (0)	2:05.70	29.82s	27.32s
4 NANCY KAY	8	13.5m	12.2m (1)	11.2m (1)	2:05.77	29.74s	27.46s
11 ROCKIN THE TREND	9	14.4m	16.4m (1)	15.2m (1)	2:05.83	29.71s	27.25s
12 JADES FORTUNE	10	19.1m	16.0m (0)	16.8m (0)	2:06.17	29.86s	27.46s
7 EASTON ROBIN	11	47.8m	20.6m (0)	21.4m (0)	2:08.24	29.94s	29.09s

## Finish Position and metres gained from 800m



**PJ Harness Analyser**  
Sectional Analysis Software – Not just a formguide!

[www.facebook.com/PJHarnessRacing](https://www.facebook.com/PJHarnessRacing)



RISE Digital, Harness Racing Australia nor the provider accepts any responsibility for the completeness or accuracy of any of the information contained herein, and makes no representations about its suitability for any particular purpose. Users should make their own judgements about those matters and/or seek independent advice. You assume all risks associated with use of data provided on this page

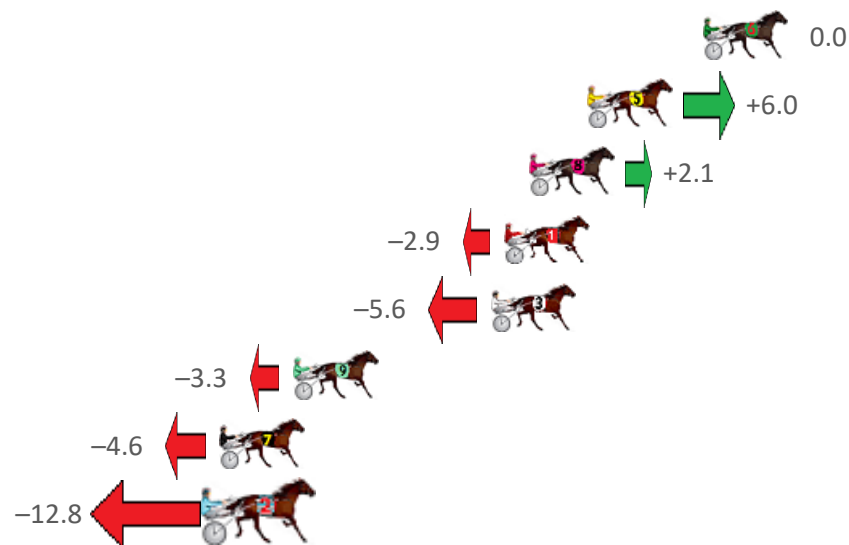
# Pinjarra Race 6 Distance 2185m

Monday, 25 September 2023

Gross Time: 2:40.80 MileRate: 1:58.40 LeadTime: 42.90s First Qtr: 30.30s Second Qtr: 30.20s Third Qtr: 29.20s Fourth Qtr: 28.20s

NoHorse	Plc	Mar	800 Posi	400 Posi	Time	3rd Qtr	4th Qtr
6 SPORT SPORT SPORT	1	0.0m	0.0m (0)	0.0m (0)	2:40.80	29.20s	28.20s
5 GOODEALEHMADDIE	2	4.6m	10.6m (1)	13.0m (2)	2:41.14	29.36s	27.61s
8 BRAMANTE STEPS	3	6.9m	9.0m (0)	13.6m (0)	2:41.31	29.52s	27.73s
1 YANKEEDELIGHT	4	7.9m	5.0m (0)	9.4m (0)	2:41.39	29.51s	28.09s
3 RATTLIN LILLY	5	8.4m	2.8m (1)	6.0m (1)	2:41.42	29.43s	28.37s
9 SECRET REACTION	6	16.3m	13.0m (0)	16.4m (1)	2:42.01	29.44s	28.19s
7 ICY WINDS	7	19.2m	14.6m (1)	16.6m (3)	2:42.22	29.35s	28.38s
2 ASHANTI PRINCESS	8	19.4m	6.6m (1)	11.8m (1)	2:42.24	29.58s	28.73s

## Finish Position and metres gained from 800m







# Harness Analyser

Sectional Analysis Software – Not just a formguide!

[www.facebook.com/PJHarnessRacing](https://www.facebook.com/PJHarnessRacing)



RISE Digital, Harness Racing Australia nor the provider accepts any responsibility for the completeness or accuracy of any of the information contained herein, and makes no representations about its suitability for any particular purpose. Users should make their own judgements about those matters and/or seek independent advice. You assume all risks associated with use of data provided on this page

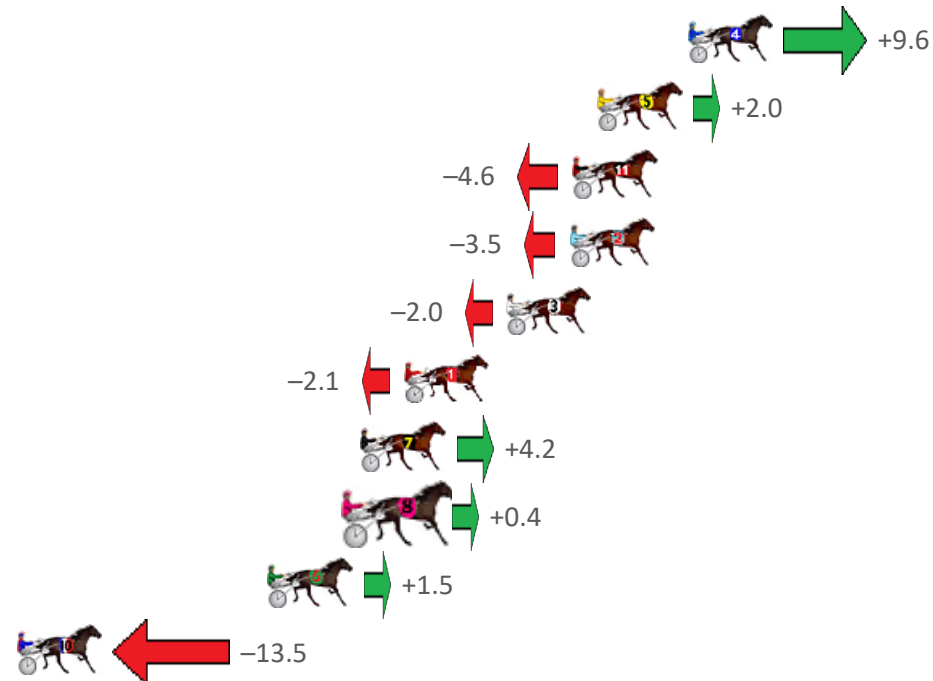
# Pinjarra Race 7 Distance 2185m

Monday, 25 September 2023

Gross Time: 2:40.10 MileRate: 1:57.90 LeadTime: 42.90s First Qtr: 31.70s Second Qtr: 28.50s Third Qtr: 28.70s Fourth Qtr: 28.30s

NoHorse	Plc	Mar	800 Posi	400 Posi	Time	3rd Qtr	4th Qtr
4 MISS SASSY	1	0.0m	9.6m (1)	7.8m (2)	2:40.10	28.57s	27.75s
5 ROCKET CITY	2	3.6m	5.6m (1)	4.0m (1)	2:40.37	28.59s	28.27s
11 PAROQUET	3	4.6m	0.0m (1)	0.0m (1)	2:40.44	28.70s	28.62s
2 SOHO SANTORINI	4	4.7m	1.2m (0)	0.2m (0)	2:40.45	28.63s	28.62s
3 HAYWIRE	5	7.2m	5.2m (0)	4.2m (0)	2:40.64	28.63s	28.51s
1 GOLD HORSESHOE	6	11.3m	9.2m (0)	8.2m (0)	2:40.94	28.63s	28.52s
7 SOUND WAVE	7	13.0m	17.2m (1)	16.6m (1)	2:41.07	28.66s	28.05s
8 MAKE IT HAPPEN	8	13.2m	13.6m (0)	13.0m (0)	2:41.08	28.66s	28.31s
6 MACHLANI	9	16.7m	18.2m (0)	17.2m (0)	2:41.34	28.63s	28.26s
10 IM SPIDERMAN	10	26.7m	13.2m (1)	12.2m (1)	2:42.09	28.64s	29.32s

## Finish Position and metres gained from 800m



# PJ Harness Analyser

Sectional Analysis Software – Not just a formguide!

[www.facebook.com/PJHarnessRacing](http://www.facebook.com/PJHarnessRacing)



RISE Digital, Harness Racing Australia nor the provider accepts any responsibility for the completeness or accuracy of any of the information contained herein, and makes no representations about its suitability for any particular purpose. Users should make their own judgements about those matters and/or seek independent advice. You assume all risks associated with use of data provided on this page



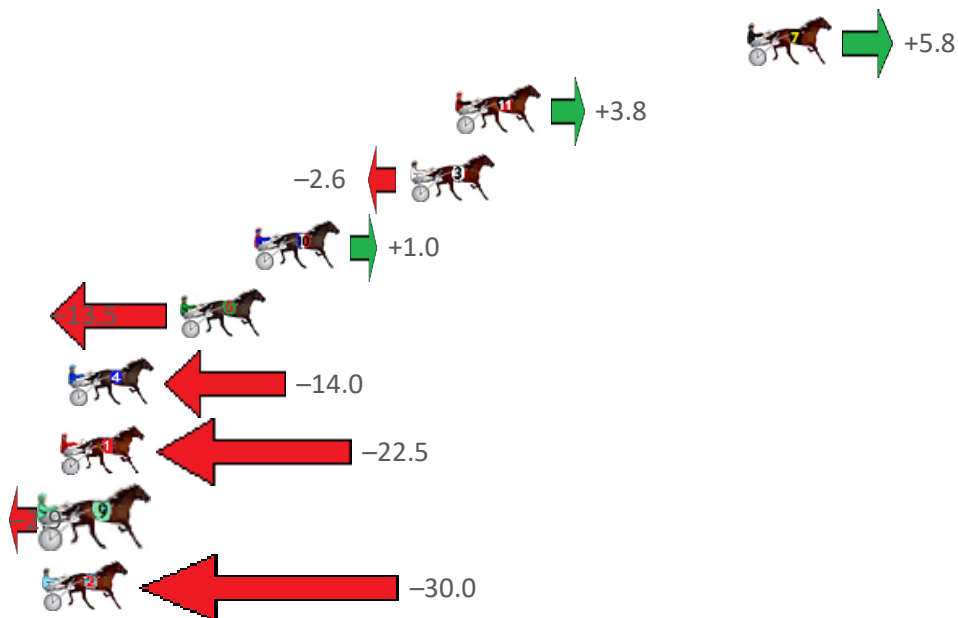
# Pinjarra Race 8 Distance 2116m

Monday, 25 September 2023

Gross Time: 2:36.90 MileRate: 1:58.70 LeadTime: 39.20s First Qtr: 30.60s Second Qtr: 29.00s Third Qtr: 29.50s Fourth Qtr: 28.60s

NoHorse	Plc	Mar	800 Posi	400 Posi	Time	3rd Qtr	4th Qtr
7 CARANA	1	0.0m	5.8m (1)	0.0m (1)	2:36.90	29.08s	28.60s
11 ACUTO	2	11.6m	15.4m (1)	7.0m (2)	2:37.77	28.90s	28.93s
3 FOLLOW THE MUSIC	3	13.4m	10.8m (1)	2.6m (2)	2:37.91	28.92s	29.37s
10 FLEUR DU MAQUIS	4	19.6m	20.6m (0)	11.6m (2)	2:38.37	28.86s	29.17s
6 BONSTAR	5	22.5m	9.0m (0)	4.0m (1)	2:38.59	29.16s	29.92s
4 SUNNIE BEACH	6	27.0m	13.0m (0)	8.4m (1)	2:38.93	29.19s	29.92s
1 ISAIDBOO	7	27.3m	4.8m (0)	4.0m (0)	2:38.95	29.47s	30.26s
9 VINTAGE BLU	8	27.7m	24.8m (0)	16.0m (1)	2:38.98	28.88s	29.43s
2 LUKES MISTAKE	9	30.0m	0.0m (0)	0.0m (0)	2:39.15	29.53s	30.73s

Finish Position and metres gained from 800m



**PJ Harness Analyser**  
Sectional Analysis Software – Not just a formguide!

[www.facebook.com/PJHarnessRacing](https://www.facebook.com/PJHarnessRacing)



RISE Digital, Harness Racing Australia nor the provider accepts any responsibility for the completeness or accuracy of any of the information contained herein, and makes no representations about its suitability for any particular purpose. Users should make their own judgements about those matters and/or seek independent advice. You assume all risks associated with use of data provided on this page




# Pinjarra Race 9 Distance 2185m

Monday, 25 September 2023

Gross Time: 2:40.50 MileRate: 1:58.20 LeadTime: 42.80s First Qtr: 30.90s Second Qtr: 30.00s Third Qtr: 29.00s Fourth Qtr: 27.80s

NoHorse	Plc	Mar	800 Posi	400 Posi	Time	3rd Qtr	4th Qtr
2 HEZ ALL THE RAGE	1	0.0m	0.0m (0)	0.0m (0)	2:40.50	29.00s	27.80s
10 THE BEAUDSTER	2	3.4m	12.0m (2)	5.6m (0)	2:40.75	28.54s	27.65s
5 SUNPATRA	3	18.6m	6.6m (1)	11.0m (1)	2:41.86	29.32s	28.33s
4 TAKETHECANNOLI	4	32.4m	14.0m (0)	20.4m (2)	2:42.87	29.47s	28.63s
7 HUMDINGER	5	35.3m	22.0m (0)	26.6m (0)	2:43.08	29.34s	28.40s
8 GHOSTWRITER	6	35.8m	9.6m (0)	21.6m (1)	2:43.12	29.87s	28.78s
9 IM DRINKINDOUBLES	7	39.6m	10.2m (1)	17.2m (1)	2:43.40	29.53s	29.35s
6 RODGER JAMES	8	44.4m	17.4m (1)	15.8m (2)	2:43.75	28.93s	29.78s
3 JACK MANNIX	9	46.3m	19.8m (2)	29.6m (1)	2:43.89	29.72s	28.95s
12 TOMLOUS JAMBO	10	57.7m	2.8m (1)	13.4m (0)	2:44.72	29.81s	30.86s
1 DEVILS COURAGE	11	58.5m	5.6m (0)	17.6m (0)	2:44.78	29.91s	30.63s
11 SON OF STARSKY	12	406.0m	250.0m (0)	320.0m (0)	3:10.18	34.07s	33.74s

Finish Position and metres gained from 800m



**PJ Harness Analyser**  
Sectional Analysis Software – Not just a formguide!

[www.facebook.com/PJHarnessRacing](http://www.facebook.com/PJHarnessRacing)



RISE Digital, Harness Racing Australia nor the provider accepts any responsibility for the completeness or accuracy of any of the information contained herein, and makes no representations about its suitability for any particular purpose. Users should make their own judgements about those matters and/or seek independent advice. You assume all risks associated with use of data provided on this page