

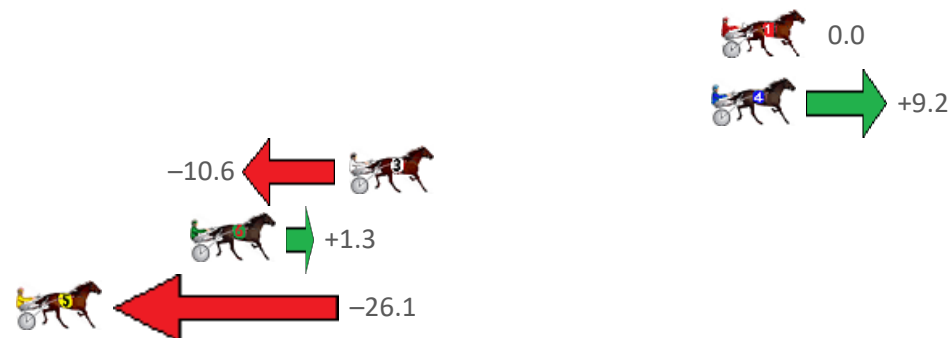
# Bunbury Race 1 Distance 1609m

Wednesday, 11 October 2023

Gross Time: 1:59.60 MileRate: 1:59.60 LeadTime: 0.00s First Qtr: 32.00s Second Qtr: 29.90s Third Qtr: 29.50s Fourth Qtr: 28.20s

NoHorse	Plc	Mar	800 Posi	400 Posi	Time	3rd Qtr	4th Qtr
1 TAXI IT IS	1	0.0m	0.0m (0)	0.0m (0)	1:59.60	29.50s	28.20s
4 DOUSEEME	2	0.4m	9.6m (0)	10.2m (0)	1:59.63	29.53s	27.51s
3 VYBRANT	3	14.8m	4.2m (0)	5.6m (0)	2:00.70	29.62s	28.84s
6 SATAN PRINCESS	4	21.1m	22.4m (0)	16.4m (0)	2:01.16	29.08s	28.53s
5 MARLEDIE	5	43.7m	17.6m (0)	26.8m (0)	2:02.84	30.19s	29.38s

## Finish Position and metres gained from 800m



# PJ Harness Analyser

Sectional Analysis Software – Not just a formguide!

[www.facebook.com/PJHarnessRacing](https://www.facebook.com/PJHarnessRacing)



RISE Digital, Harness Racing Australia nor the provider accepts any responsibility for the completeness or accuracy of any of the information contained herein, and makes no representations about its suitability for any particular purpose. Users should make their own judgements about those matters and/or seek independent advice. You assume all risks associated with use of data provided on this page

# Bunbury Race 2 Distance 2503m

Wednesday, 11 October 2023

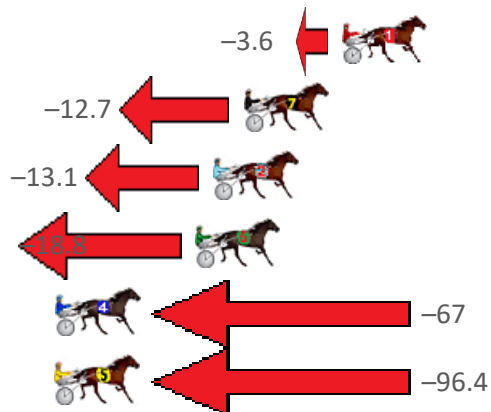
Gross Time: 3:14.20 MileRate: 2:03.40 LeadTime: 74.00s First Qtr: 32.70s Second Qtr: 29.90s Third Qtr: 29.50s Fourth Qtr: 28.10s

NoHorse	Plc	Mar	800 Posi	400 Posi	Time	3rd Qtr	4th Qtr
3 WILLIAM GEES LEGA	1	0.0m	0.0m (0)	0.0m (0)	3:14.20	29.50s	28.10s

Finish Position and metres gained from 800m



1 ZACCY MAC	2	16.6m	13.0m (0)	16.4m (1)	3:15.43	29.74s	28.11s
7 BREWERY LANE	3	20.5m	7.8m (1)	6.2m (1)	3:15.71	29.41s	29.10s
2 I SEE FIRE	4	21.7m	8.6m (0)	11.6m (1)	3:15.80	29.73s	28.81s
6 PUNTERS DREAM	5	22.4m	3.6m (1)	5.6m (0)	3:15.85	29.67s	29.27s
4 GOODONYA MATE	6	70.1m	4.0m (0)	11.8m (0)	3:19.38	30.16s	32.17s
5 DEEP BLUE	7	108.6m	12.2m (1)	19.4m (2)	3:22.22	30.17s	34.33s



## PJ Harness Analyser

Sectional Analysis Software – Not just a formguide!

[www.facebook.com/PJHarnessRacing](https://www.facebook.com/PJHarnessRacing)



RISE Digital, Harness Racing Australia nor the provider accepts any responsibility for the completeness or accuracy of any of the information contained herein, and makes no representations about its suitability for any particular purpose. Users should make their own judgements about those matters and/or seek independent advice. You assume all risks associated with use of data provided on this page

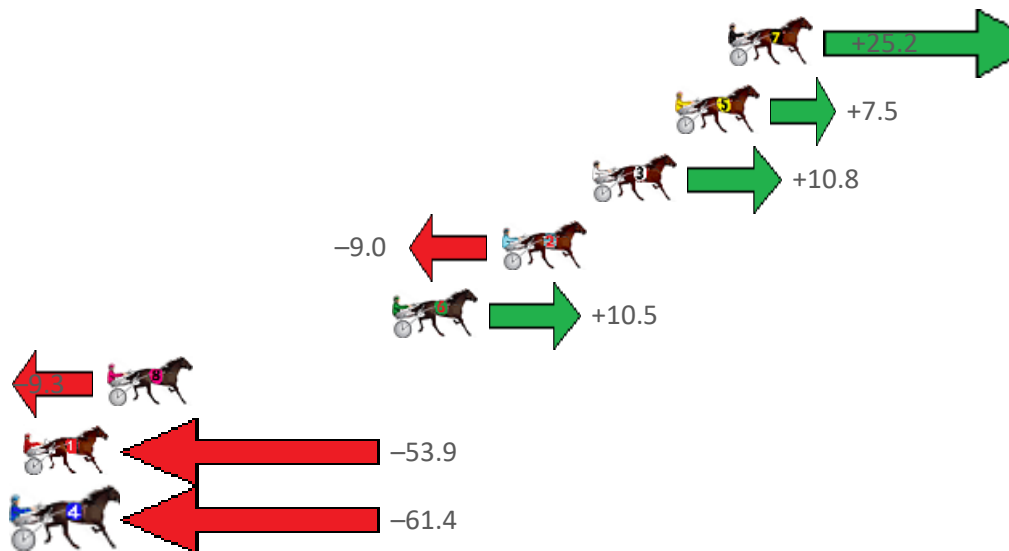
# Bunbury Race 3 Distance 2100m

Wednesday, 11 October 2023

Gross Time: 2:34.40 MileRate: 1:58.30 LeadTime: 35.10s First Qtr: 29.90s Second Qtr: 29.20s Third Qtr: 30.00s Fourth Qtr: 30.20s

NoHorse	Plc	Mar	800 Posi	400 Posi	Time	3rd Qtr	4th Qtr
7 BELLA RAGAZZA	1	0.0m	25.2m (0)	16.4m (2)	2:34.40	29.35s	28.97s
5 SPIRITOFANANGEL	2	2.1m	9.6m (1)	3.8m (1)	2:34.57	29.57s	30.07s
3 EASTON QUALITY	3	5.4m	16.2m (2)	8.4m (1)	2:34.83	29.42s	29.97s
2 SYNCOPATION	4	9.0m	0.0m (0)	0.0m (0)	2:35.11	30.00s	30.88s
6 LADY VIOLETTA	5	13.3m	23.8m (1)	13.0m (1)	2:35.45	29.19s	30.22s
8 FEELING EMPATHY	6	24.7m	15.4m (0)	17.0m (1)	2:36.35	30.12s	30.78s
1 ABBEE BEE	7	65.3m	11.4m (0)	13.2m (0)	2:39.56	30.12s	34.11s
4 HEAVENLY BLISS	8	78.2m	16.8m (1)	26.0m (0)	2:40.58	30.68s	34.12s

Finish Position and metres gained from 800m



## PJ Harness Analyser

Sectional Analysis Software – Not just a formguide!

[www.facebook.com/PJHarnessRacing](http://www.facebook.com/PJHarnessRacing)



RISE Digital, Harness Racing Australia nor the provider accepts any responsibility for the completeness or accuracy of any of the information contained herein, and makes no representations about its suitability for any particular purpose. Users should make their own judgements about those matters and/or seek independent advice. You assume all risks associated with use of data provided on this page


# Bunbury Race 4 Distance 1609m

Wednesday, 11 October 2023

Gross Time: 1:57.90 MileRate: 1:57.90 LeadTime: 0.00s First Qtr: 28.10s Second Qtr: 30.90s Third Qtr: 29.20s Fourth Qtr: 29.70s

NoHorse	Plc	Mar	800 Posi	400 Posi	Time	3rd Qtr	4th Qtr
10 THE DARK NIGHT	1	0.0m	12.4m (2)	7.2m (3)	1:57.90	28.82s	29.17s
9 TAHI	2	0.5m	9.6m (1)	11.2m (2)	1:57.94	29.32s	28.91s
1 JADES FORTUNE	3	5.0m	4.4m (0)	5.4m (0)	1:58.29	29.27s	29.67s
5 FLAMING CULLEN	4	5.2m	1.4m (1)	0.0m (1)	1:58.30	29.09s	30.08s
2 SIDSTREPO	5	6.2m	0.0m (0)	1.4m (0)	1:58.38	29.30s	30.05s
7 LETS ROCK TONIGHT	6	6.7m	8.0m (2)	4.6m (2)	1:58.42	28.95s	29.86s
8 ROCKIN JETSTAR	7	9.9m	8.2m (0)	9.6m (0)	1:58.67	29.30s	29.72s
6 OUR SURROGATE	8	12.2m	16.2m (0)	10.4m (1)	1:58.85	28.77s	29.83s
3 BABYSGOTBLUEEYES	9	13.9m	12.2m (0)	13.6m (0)	1:58.98	29.30s	29.72s
4 HAPPY DAYZ	10	17.6m	5.6m (1)	5.6m (1)	1:59.27	29.19s	30.59s

## Finish Position and metres gained from 800m



# PJ Harness Analyser

Sectional Analysis Software – Not just a formguide!

[www.facebook.com/PJHarnessRacing](https://www.facebook.com/PJHarnessRacing)



RISE Digital, Harness Racing Australia nor the provider accepts any responsibility for the completeness or accuracy of any of the information contained herein, and makes no representations about its suitability for any particular purpose. Users should make their own judgements about those matters and/or seek independent advice. You assume all risks associated with use of data provided on this page

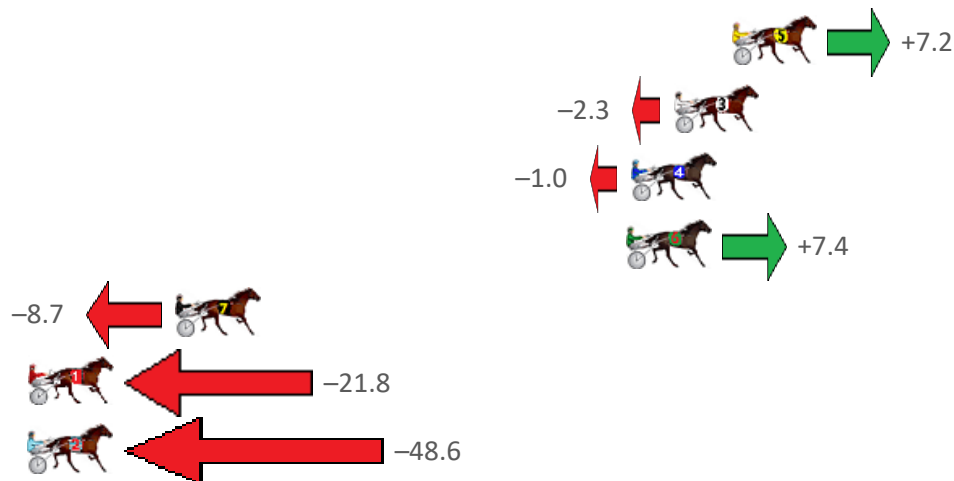
# Bunbury Race 5 Distance 2100m

Wednesday, 11 October 2023

Gross Time: 2:34.70 MileRate: 1:58.50 LeadTime: 36.50s First Qtr: 32.50s Second Qtr: 29.40s Third Qtr: 28.50s Fourth Qtr: 27.80s

NoHorse	Plc	Mar	800 Posi	400 Posi	Time	3rd Qtr	4th Qtr
5 MISTER RIDGEWELL	1	0.0m	7.2m (1)	4.8m (1)	2:34.70	28.33s	27.47s
3 LINEBACKER	2	2.3m	0.0m (0)	0.0m (0)	2:34.87	28.50s	27.96s
4 BLAZE ON	3	4.0m	3.0m (1)	0.6m (1)	2:34.99	28.34s	28.03s
6 RELLIM	4	4.2m	11.6m (1)	9.2m (1)	2:35.01	28.33s	27.45s
7 GOTA GOOD WARH	5	22.1m	13.4m (0)	16.0m (1)	2:36.32	28.69s	28.22s
1 HEART OF SAHARA	6	30.6m	8.8m (0)	12.4m (0)	2:36.94	28.77s	29.06s
2 CATCH THE RED EYE	7	52.6m	4.0m (0)	7.2m (0)	2:38.55	28.76s	30.94s

## Finish Position and metres gained from 800m



# PJ Harness Analyser

Sectional Analysis Software – Not just a formguide!

[www.facebook.com/PJHarnessRacing](https://www.facebook.com/PJHarnessRacing)



RISE Digital, Harness Racing Australia nor the provider accepts any responsibility for the completeness or accuracy of any of the information contained herein, and makes no representations about its suitability for any particular purpose. Users should make their own judgements about those matters and/or seek independent advice. You assume all risks associated with use of data provided on this page

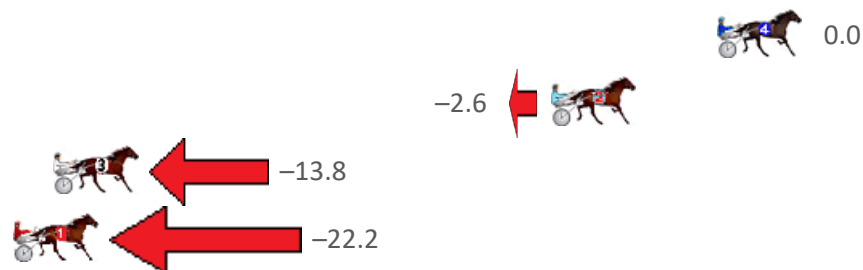
# Bunbury Race 6 Distance 2100m

Wednesday, 11 October 2023

Gross Time: 2:32.30 MileRate: 1:56.70 LeadTime: 37.60s First Qtr: 30.10s Second Qtr: 28.80s Third Qtr: 28.50s Fourth Qtr: 27.30s

NoHorse	Plc	Mar	800 Posi	400 Posi	Time	3rd Qtr	4th Qtr
4 NEVER ENDING	1	0.0m	0.0m (0)	0.0m (0)	2:32.30	28.50s	27.30s
2 RUNNINGONEMPTY	2	6.6m	4.0m (0)	4.0m (0)	2:32.77	28.50s	27.48s
3 ALEXANDRA THEGRE	3	26.4m	12.6m (0)	14.6m (0)	2:34.20	28.66s	28.10s
1 SKIPPIN CLASS	4	30.6m	8.4m (0)	10.4m (0)	2:34.50	28.67s	28.67s

Finish Position and metres gained from 800m



## PJ Harness Analyser

Sectional Analysis Software – Not just a formguide!

[www.facebook.com/PJHarnessRacing](https://www.facebook.com/PJHarnessRacing)



RISE Digital, Harness Racing Australia nor the provider accepts any responsibility for the completeness or accuracy of any of the information contained herein, and makes no representations about its suitability for any particular purpose. Users should make their own judgements about those matters and/or seek independent advice. You assume all risks associated with use of data provided on this page

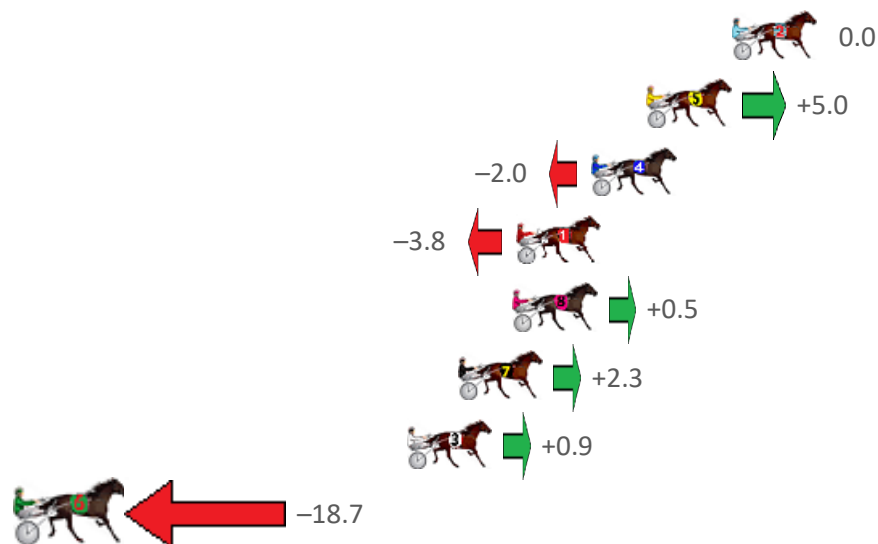
# Bunbury Race 7 Distance 2569m

Wednesday, 11 October 2023

Gross Time: 3:12.20 MileRate: 2:00.40 LeadTime: 74.20s First Qtr: 32.40s Second Qtr: 30.30s Third Qtr: 28.40s Fourth Qtr: 26.90s

NoHorse	Plc	Mar	800 Posi	400 Posi	Time	3rd Qtr	4th Qtr
2 MAGNUS VICTOR	1	0.0m	0.0m (0)	0.0m (0)	3:12.20	28.40s	26.90s
5 BEEN SCOOTIN	2	3.4m	8.4m (1)	8.0m (1)	3:12.44	28.36s	26.59s
4 SOHO FIRESTONE	3	5.6m	3.6m (1)	2.6m (1)	3:12.60	28.34s	27.10s
1 JACKPOT JOE	4	8.6m	4.8m (0)	5.0m (0)	3:12.81	28.42s	27.14s
8 BETTOR MOVE ALON	5	8.7m	9.2m (0)	9.0m (0)	3:12.82	28.39s	26.88s
7 MIGHTHAVTIME	6	10.9m	13.2m (1)	12.4m (1)	3:12.97	28.34s	26.80s
3 BETTOR CLASS	7	12.9m	13.8m (0)	13.4m (0)	3:13.11	28.37s	26.87s
6 HERE COMES SHARKI	8	36.9m	18.2m (0)	16.6m (1)	3:14.82	28.33s	28.26s

## Finish Position and metres gained from 800m







# Harness Analyser

Sectional Analysis Software – Not just a formguide!

[www.facebook.com/PJHarnessRacing](http://www.facebook.com/PJHarnessRacing)



RISE Digital, Harness Racing Australia nor the provider accepts any responsibility for the completeness or accuracy of any of the information contained herein, and makes no representations about its suitability for any particular purpose. Users should make their own judgements about those matters and/or seek independent advice. You assume all risks associated with use of data provided on this page