

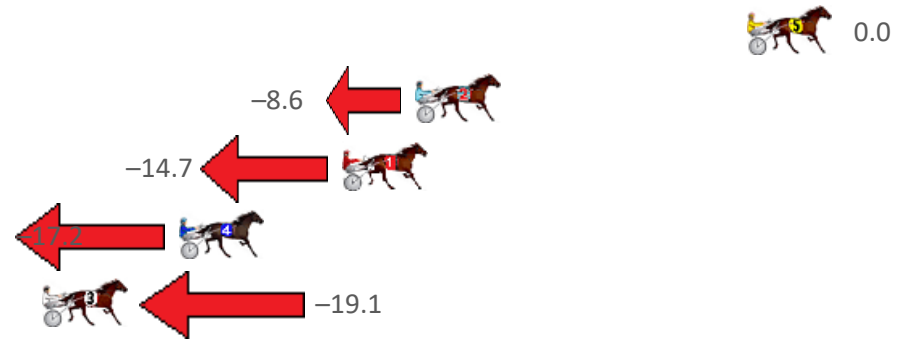
Collie Race 1 Distance 2050m

Sunday, 15 October 2023

Gross Time: 2:41.90 MileRate: 2:07.10 LeadTime: 37.20s First Qtr: 32.30s Second Qtr: 33.60s Third Qtr: 31.90s Fourth Qtr: 26.90s

NoHorse	Plc	Mar	800 Posi	400 Posi	Time	3rd Qtr	4th Qtr
5 ROX THE WORLD	1	0.0m	0.0m (0)	0.0m (0)	2:41.90	31.90s	26.90s
2 OURFIRSTIMPRESSIO	2	13.2m	4.6m (0)	7.2m (0)	2:42.84	32.13s	27.30s
1 MY GRAND ANGUS	3	16.1m	1.4m (1)	6.4m (1)	2:43.04	32.33s	27.55s
4 ALREDDY FLYIN	4	22.6m	5.4m (1)	11.0m (1)	2:43.50	32.38s	27.68s
3 SANFORD SHIRLEY	5	28.5m	9.4m (0)	16.2m (0)	2:43.92	32.47s	27.72s

Finish Position and metres gained from 800m





PJ Harness Analyser

Sectional Analysis Software - Not just a formguide!

www.facebook.com/PJHarnessRacing



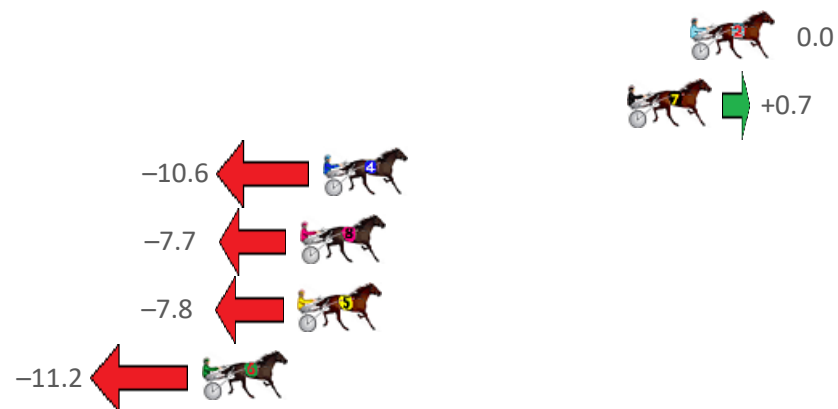
Collie Race 2 Distance 2050m

Sunday, 15 October 2023

Gross Time: 2:41.60 MileRate: 2:06.90 LeadTime: 34.70s First Qtr: 32.90s Second Qtr: 34.50s Third Qtr: 31.30s Fourth Qtr: 28.20s

NoHorse	Plc	Mar	800 Posi	400 Posi	Time	3rd Qtr	4th Qtr
2 DEVILISH GRIN	1	0.0m	0.0m (0)	0.0m (0)	2:41.60	31.30s	28.20s
7 SHES A LUCKY PENN	2	2.5m	3.2m (1)	1.6m (1)	2:41.79	31.19s	28.26s
4 ELEPHANT ROCK	3	14.6m	4.0m (0)	6.4m (1)	2:42.68	31.51s	28.77s
8 GALACTIC LIONESS	4	15.5m	7.8m (1)	8.2m (2)	2:42.75	31.36s	28.71s
5 FLASH MOB	5	15.6m	7.8m (2)	3.8m (2)	2:42.76	31.05s	29.03s
6 ASHIMA	6	19.4m	8.2m (0)	10.2m (0)	2:43.04	31.48s	28.84s

Finish Position and metres gained from 800m





PJ Harness Analyser

Sectional Analysis Software - Not just a formguide!

www.facebook.com/PJHarnessRacing



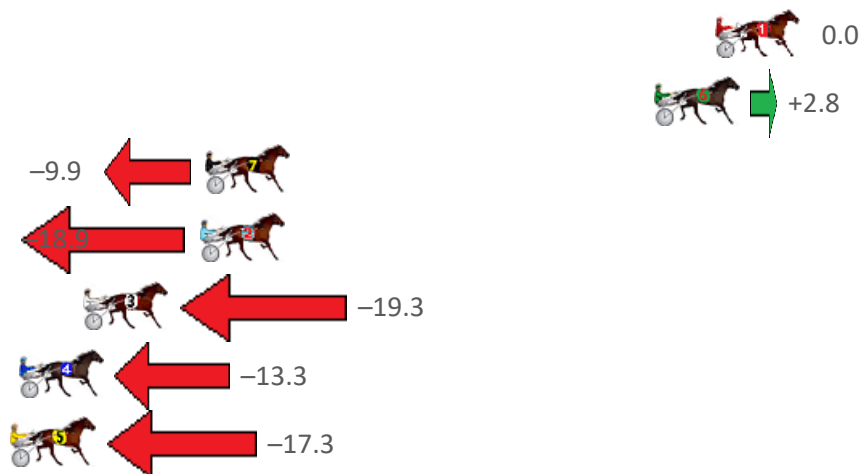
Collie Race 3 Distance 2050m

Sunday, 15 October 2023

Gross Time: 2:37.60 MileRate: 2:03.70 LeadTime: 33.60s First Qtr: 30.60s Second Qtr: 32.90s Third Qtr: 30.70s Fourth Qtr: 29.80s

NoHorse	Plc	Mar	800 Posi	400 Posi	Time	3rd Qtr	4th Qtr
1 TAKETHECANNOLI	1	0.0m	0.0m (0)	0.0m (0)	2:37.60	30.70s	29.80s
6 SANFORD HARRY	2	2.4m	5.2m (0)	6.6m (0)	2:37.79	30.80s	29.49s
7 TIGER TOAST	3	20.3m	10.4m (0)	12.6m (0)	2:39.19	30.87s	30.37s
2 BABYSGOTBLUEEYES	4	20.5m	1.6m (1)	3.6m (1)	2:39.20	30.87s	31.05s
3 OVER ARMED	5	25.1m	5.8m (1)	9.2m (1)	2:39.56	30.97s	30.98s
4 ABSOLUTE DELIGHT	6	27.7m	14.4m (0)	17.6m (0)	2:39.76	30.95s	30.55s
5 HEEZ TRUE BLUE	7	28.1m	10.8m (1)	14.2m (1)	2:39.79	30.97s	30.83s

Finish Position and metres gained from 800m





PJ Harness Analyser

Sectional Analysis Software - Not just a formguide!

www.facebook.com/PJHarnessRacing



RISE Digital, Harness Racing Australia nor the provider accepts any responsibility for the completeness or accuracy of any of the information contained herein, and makes no representations about its suitability for any particular purpose. Users should make their own judgements about those matters and/or seek independent advice. You assume all risks associated with use of data provided on this page

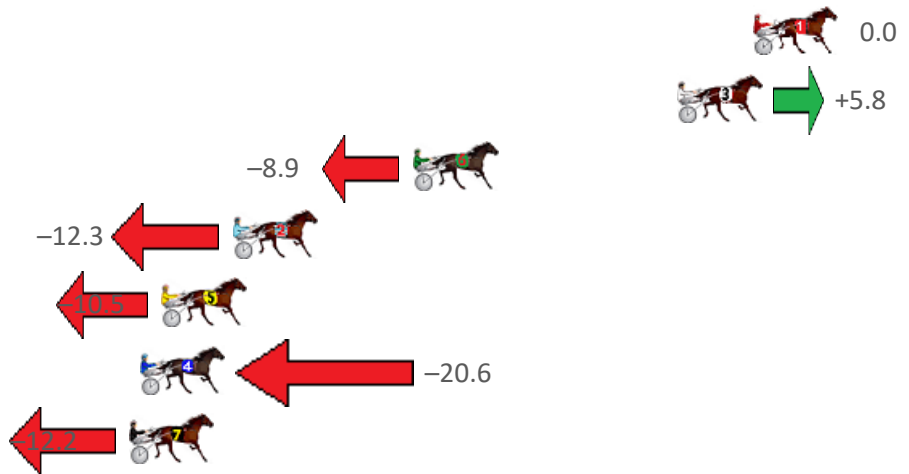
Collie Race 4 Distance 2050m

Sunday, 15 October 2023

Gross Time: 2:33.60 MileRate: 2:00.60 LeadTime: 32.10s First Qtr: 29.90s Second Qtr: 30.40s Third Qtr: 31.10s Fourth Qtr: 30.10s

NoHorse	Plc	Mar	800 Posi	400 Posi	Time	3rd Qtr	4th Qtr
1 LETS ROCK TONIGHT	1	0.0m	0.0m (0)	0.0m (0)	2:33.60	31.10s	30.10s
3 GOODONYA MATE	2	3.0m	8.8m (0)	6.8m (2)	2:33.84	30.94s	29.82s
6 BELONERO	3	13.5m	4.6m (0)	8.4m (0)	2:34.66	31.40s	30.48s
2 METEOROID	4	20.7m	8.4m (1)	17.4m (0)	2:35.23	31.79s	30.35s
5 OUR SURROGATE	5	23.5m	13.0m (0)	12.8m (1)	2:35.45	31.10s	30.90s
4 POCKETFUL OF OPAL	6	24.4m	3.8m (1)	7.8m (1)	2:35.52	31.42s	31.34s
7 FLAMING CULLEN	7	24.8m	12.6m (1)	19.4m (1)	2:35.55	31.62s	30.50s

Finish Position and metres gained from 800m





PJ Harness Analyser

Sectional Analysis Software - Not just a formguide!

www.facebook.com/PJHarnessRacing



RISE Digital, Harness Racing Australia nor the provider accepts any responsibility for the completeness or accuracy of any of the information contained herein, and makes no representations about its suitability for any particular purpose. Users should make their own judgements about those matters and/or seek independent advice. You assume all risks associated with use of data provided on this page


Collie Race 5 Distance 2050m

Sunday, 15 October 2023

Gross Time: 2:36.90 MileRate: 2:03.20 LeadTime: 32.00s First Qtr: 31.00s Second Qtr: 31.90s Third Qtr: 31.70s Fourth Qtr: 30.30s

NoHorse	Plc	Mar	800 Posi	400 Posi	Time	3rd Qtr	4th Qtr
4 ELLUCIFER	1	0.0m	15.0m (1)	7.6m (2)	2:36.90	31.12s	29.73s
5 BRODIE BOY	2	6.0m	0.0m (0)	0.0m (0)	2:37.38	31.71s	30.75s
3 IMA AUSSIE ARTIST	3	17.1m	1.4m (1)	2.4m (1)	2:38.26	31.80s	31.41s
1 EASTERN ADVANCE	4	19.2m	4.4m (0)	5.4m (0)	2:38.42	31.80s	31.34s
7 SANFORD BART	5	22.0m	5.4m (1)	3.6m (2)	2:38.65	31.59s	31.69s
8 MAJIC BAY	6	26.7m	10.6m (0)	10.6m (0)	2:39.02	31.73s	31.51s
6 DEE JAYS BIG BOY	7	29.1m	20.0m (1)	13.4m (2)	2:39.21	31.22s	31.48s
2 FLYS AT NIGHT	8	110.9m	16.4m (0)	45.0m (0)	2:45.70	34.02s	35.26s

Finish Position and metres gained from 800m



PJ Harness Analyser

Sectional Analysis Software - Not just a formguide!

www.facebook.com/PJHarnessRacing



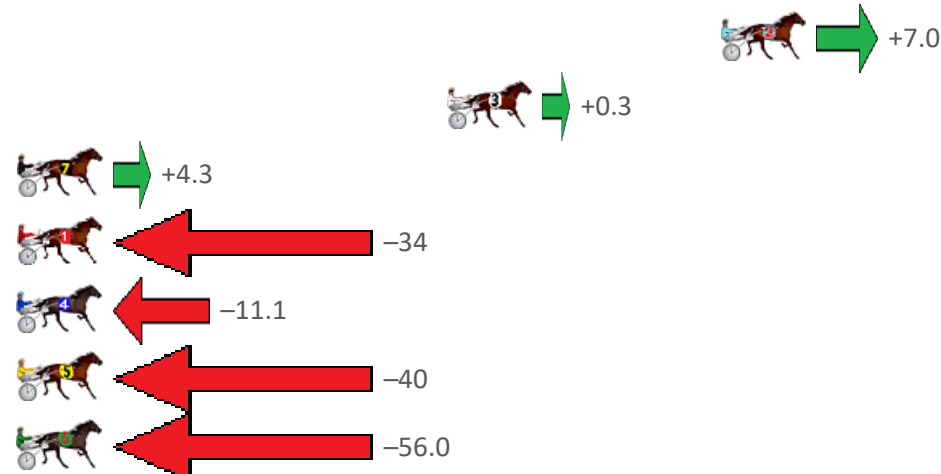
Collie Race 6 Distance 2670m

Sunday, 15 October 2023

Gross Time: 3:28.90 MileRate: 2:05.00 LeadTime: 85.40s First Qtr: 28.40s Second Qtr: 30.90s Third Qtr: 32.40s Fourth Qtr: 31.80s

NoHorse	Plc	Mar	800 Posi	400 Posi	Time	3rd Qtr	4th Qtr
2 FOLLOW THE MUSIC	1	0.0m	7.0m (0)	0.0m (1)	3:28.90	31.84s	31.80s
3 PATRIKIAR	2	10.9m	11.2m (0)	5.0m (1)	3:29.81	31.91s	32.27s
7 FLEUR DU MAQUIS	3	30.5m	34.8m (1)	32.0m (0)	3:31.43	32.18s	31.68s
1 HOMECOMING QUE	4	33.3m	0.0m (0)	2.0m (0)	3:31.67	32.58s	34.27s
4 PATH OF GOLD	5	33.7m	22.6m (0)	17.0m (0)	3:31.70	31.97s	33.12s
5 THE BATMOBILE	6	84.0m	44.4m (0)	47.2m (1)	3:35.88	32.65s	34.71s
6 BATAVIA BLACKHOLE	7	90.4m	34.4m (0)	44.2m (0)	3:36.41	33.22s	35.45s

Finish Position and metres gained from 800m



PJ Harness Analyser

Sectional Analysis Software - Not just a formguide!

www.facebook.com/PJHarnessRacing



RISE Digital, Harness Racing Australia nor the provider accepts any responsibility for the completeness or accuracy of any of the information contained herein, and makes no representations about its suitability for any particular purpose. Users should make their own judgements about those matters and/or seek independent advice. You assume all risks associated with use of data provided on this page

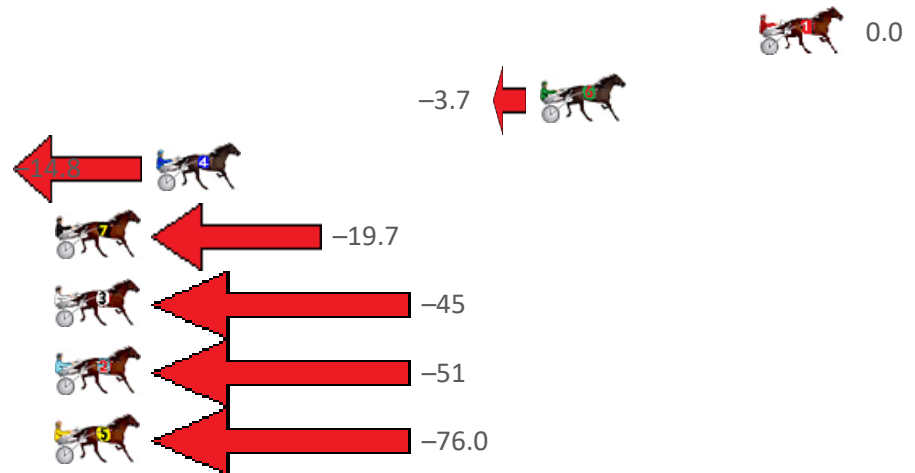
Collie Race 7 Distance 2050m

Sunday, 15 October 2023

Gross Time: 2:38.20 MileRate: 2:04.20 LeadTime: 33.60s First Qtr: 31.80s Second Qtr: 32.50s Third Qtr: 31.20s Fourth Qtr: 29.10s

NoHorse	Plc	Mar	800 Posi	400 Posi	Time	3rd Qtr	4th Qtr
1 CAPTAINS COTE	1	0.0m	0.0m (0)	0.0m (0)	2:38.20	31.20s	29.10s
6 WHERESTHETOWRO	2	8.7m	5.0m (0)	2.2m (1)	2:38.86	31.01s	29.57s
4 THATS SO FETCH	3	24.0m	9.2m (0)	11.4m (0)	2:40.03	31.40s	30.01s
7 ROCKY AFFAIR	4	33.5m	13.8m (0)	21.2m (0)	2:40.76	31.79s	29.99s
3 GALEOCERDO CUVIE	5	57.0m	12.0m (1)	25.4m (2)	2:42.55	32.29s	31.39s
2 FOUR STARZZZ HAW	6	57.6m	7.4m (1)	24.6m (1)	2:42.60	32.58s	31.49s
5 JAMANCO	7	79.4m	3.4m (1)	19.4m (1)	2:44.26	32.56s	33.44s

Finish Position and metres gained from 800m





PJ Harness Analyser

Sectional Analysis Software - Not just a formguide!

www.facebook.com/PJHarnessRacing



RISE Digital, Harness Racing Australia nor the provider accepts any responsibility for the completeness or accuracy of any of the information contained herein, and makes no representations about its suitability for any particular purpose. Users should make their own judgements about those matters and/or seek independent advice. You assume all risks associated with use of data provided on this page