

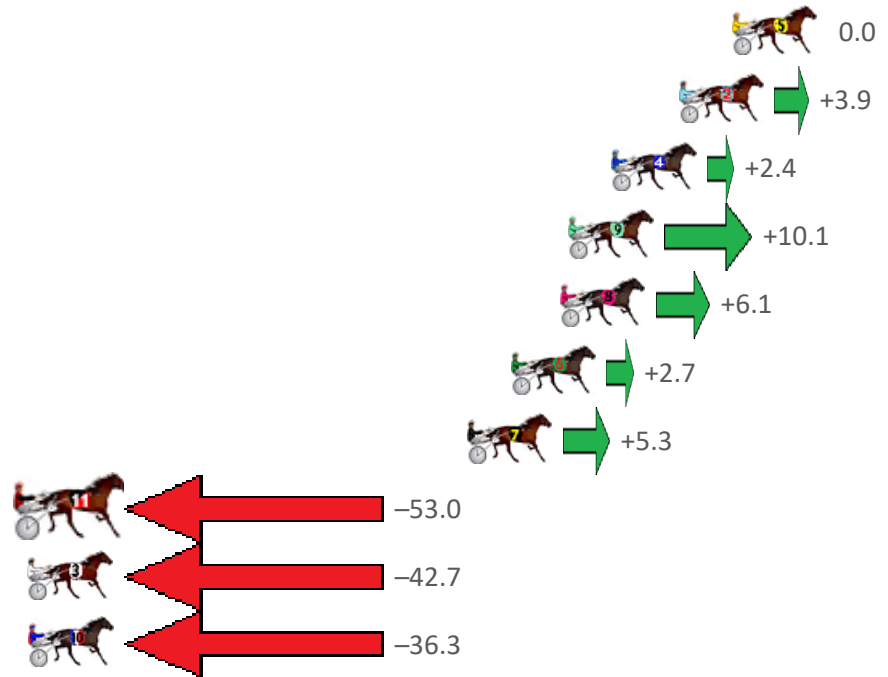
Gloucester Park Race 1 Distance 2130m

Tuesday, 3 October 2023

Gross Time: 2:35.60 MileRate: 1:57.60 LeadTime: 36.80s First Qtr: 30.70s Second Qtr: 29.80s Third Qtr: 28.10s Fourth Qtr: 30.20s

NoHorse	Plc	Mar	800 Posi	400 Posi	Time	3rd Qtr	4th Qtr
5 VELOCPEDE	1	0.0m	0.0m (0)	0.0m (0)	2:35.60	28.10s	30.20s
2 SPUDMEISTER	2	2.1m	6.0m (0)	10.5m (0)	2:35.77	28.44s	29.61s
4 INSTA GATOR	3	4.8m	7.2m (1)	14.1m (1)	2:35.98	28.62s	29.56s
9 RONALD SCOTT	4	6.5m	16.6m (0)	27.9m (0)	2:36.11	28.96s	28.69s
8 CROWD CONTROL	5	6.8m	12.9m (2)	17.2m (2)	2:36.14	28.44s	29.49s
6 ROCKNROLL SPIRIT	6	8.8m	11.5m (1)	21.6m (2)	2:36.30	28.86s	29.33s
7 TRAVELBAN	7	10.5m	15.8m (1)	22.7m (3)	2:36.43	28.65s	29.38s
11 SLAMMA ALABAMA	8	53.2m	0.2m (1)	22.1m (1)	2:39.81	29.69s	32.80s
3 ROCK THE BANK	9	54.4m	11.7m (0)	22.9m (0)	2:39.90	28.94s	32.84s
10 REG LAWSON	10	81.3m	45.0m (0)	38.9m (0)	2:42.03	27.78s	33.81s

Finish Position and metres gained from 800m





PJ Harness Analyser

Sectional Analysis Software - Not just a formguide!

www.facebook.com/PJHarnessRacing



RISE Digital, Harness Racing Australia nor the provider accepts any responsibility for the completeness or accuracy of any of the information contained herein, and makes no representations about its suitability for any particular purpose. Users should make their own judgements about those matters and/or seek independent advice. You assume all risks associated with use of data provided on this page

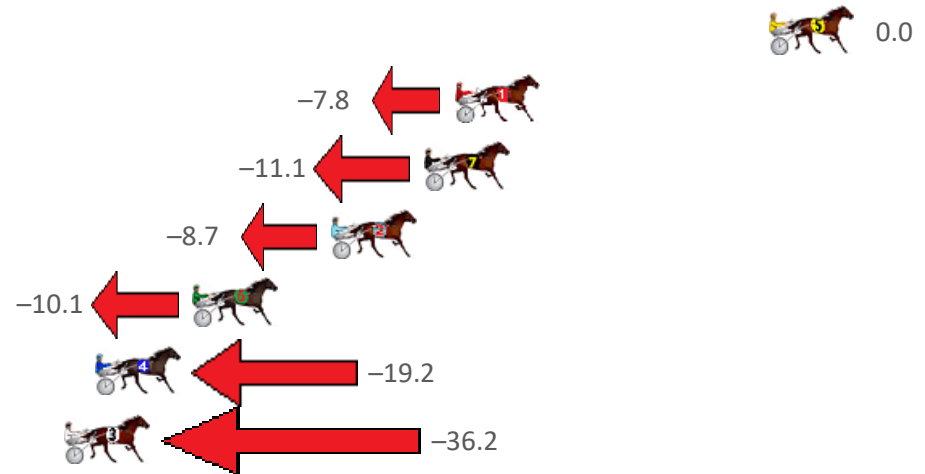
Gloucester Park Race 2 Distance 2130m

Tuesday, 3 October 2023

Gross Time: 2:32.70 MileRate: 1:55.40 LeadTime: 36.40s First Qtr: 31.00s Second Qtr: 29.80s Third Qtr: 27.70s Fourth Qtr: 27.80s

NoHorse	Plc	Mar	800 Posi	400 Posi	Time	3rd Qtr	4th Qtr
5 IM THE BLACK FLASH	1	0.0m	0.0m (0)	0.0m (0)	2:32.70	27.70s	27.80s
1 BETTOR MOVE ALON	2	12.5m	4.7m (0)	4.5m (0)	2:33.61	27.69s	28.40s
7 BRICKIES DREAM	3	13.7m	2.6m (1)	4.1m (1)	2:33.70	27.80s	28.52s
2 LOUIE THE LIP	4	17.4m	8.7m (0)	9.9m (0)	2:33.97	27.78s	28.39s
6 FIVE BANGLES	5	22.9m	12.8m (0)	15.1m (0)	2:34.37	27.86s	28.43s
4 BRONZED	6	26.8m	7.6m (1)	9.6m (1)	2:34.66	27.84s	29.10s
3 HESACHARMER	7	47.8m	11.6m (1)	17.7m (1)	2:36.19	28.12s	30.07s

Finish Position and metres gained from 800m





PJ Harness Analyser

Sectional Analysis Software - Not just a formguide!

www.facebook.com/PJHarnessRacing



RISE Digital, Harness Racing Australia nor the provider accepts any responsibility for the completeness or accuracy of any of the information contained herein, and makes no representations about its suitability for any particular purpose. Users should make their own judgements about those matters and/or seek independent advice. You assume all risks associated with use of data provided on this page

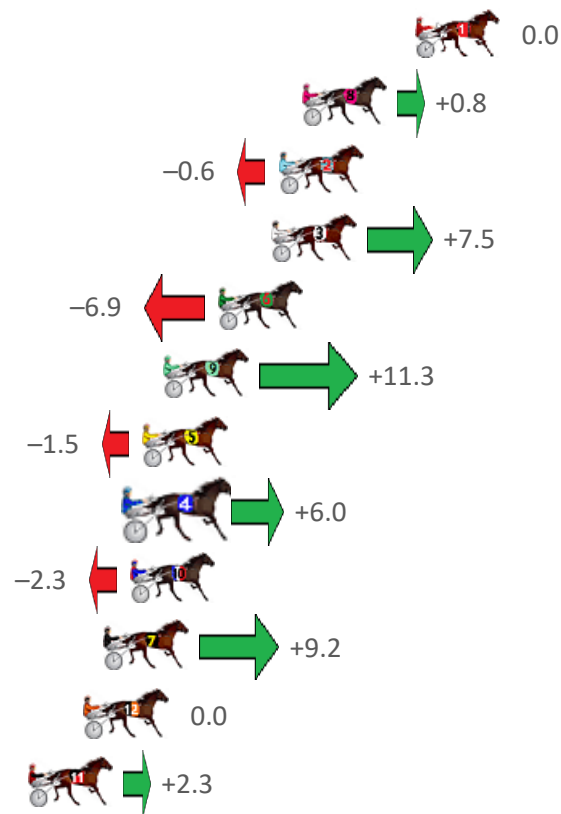
Gloucester Park Race 3 Distance 2130m

Tuesday, 3 October 2023

Gross Time: 2:37.50 MileRate: 1:59.00 LeadTime: 38.00s First Qtr: 31.20s Second Qtr: 30.00s Third Qtr: 28.70s Fourth Qtr: 29.60s

NoHorse	Plc	Mar	800 Posi	400 Posi	Time	3rd Qtr	4th Qtr
1 HAYWIRE	1	0.0m	0.0m (0)	0.0m (0)	2:37.50	28.70s	29.60s
8 THE WILDCARD	2	4.5m	5.3m (1)	6.4m (1)	2:37.85	28.78s	29.49s
2 ACOLTNAMEDSU	3	5.4m	4.8m (0)	5.0m (0)	2:37.92	28.72s	29.66s
3 ALLWOOD WIZARD	4	5.7m	13.2m (1)	13.6m (2)	2:37.94	28.74s	29.06s
6 GHOSTWRITER	5	7.8m	0.9m (1)	2.0m (1)	2:38.11	28.78s	30.06s
9 BAZZA MAC	6	10.0m	21.3m (0)	21.0m (0)	2:38.28	28.70s	28.86s
5 PRIDDAH	7	10.8m	9.3m (1)	11.1m (1)	2:38.34	28.84s	29.64s
4 FIREPLAY	8	11.1m	17.1m (0)	16.3m (1)	2:38.36	28.66s	29.28s
10 SPINNER OF YARNS	9	11.3m	9.0m (0)	9.4m (0)	2:38.38	28.74s	29.80s
7 FOLLOW THE MUSIC	10	12.4m	21.6m (1)	24.1m (2)	2:38.46	28.90s	28.82s
12 TENACIOUS GEORGE	11	13.2m	13.2m (0)	13.8m (0)	2:38.52	28.76s	29.62s
11 LUKES MISTAKE	12	15.4m	17.7m (1)	21.0m (1)	2:38.69	28.96s	29.27s

Finish Position and metres gained from 800m





PJ Harness Analyser

Sectional Analysis Software - Not just a formguide!

www.facebook.com/PJHarnessRacing



RISE Digital, Harness Racing Australia nor the provider accepts any responsibility for the completeness or accuracy of any of the information contained herein, and makes no representations about its suitability for any particular purpose. Users should make their own judgements about those matters and/or seek independent advice. You assume all risks associated with use of data provided on this page

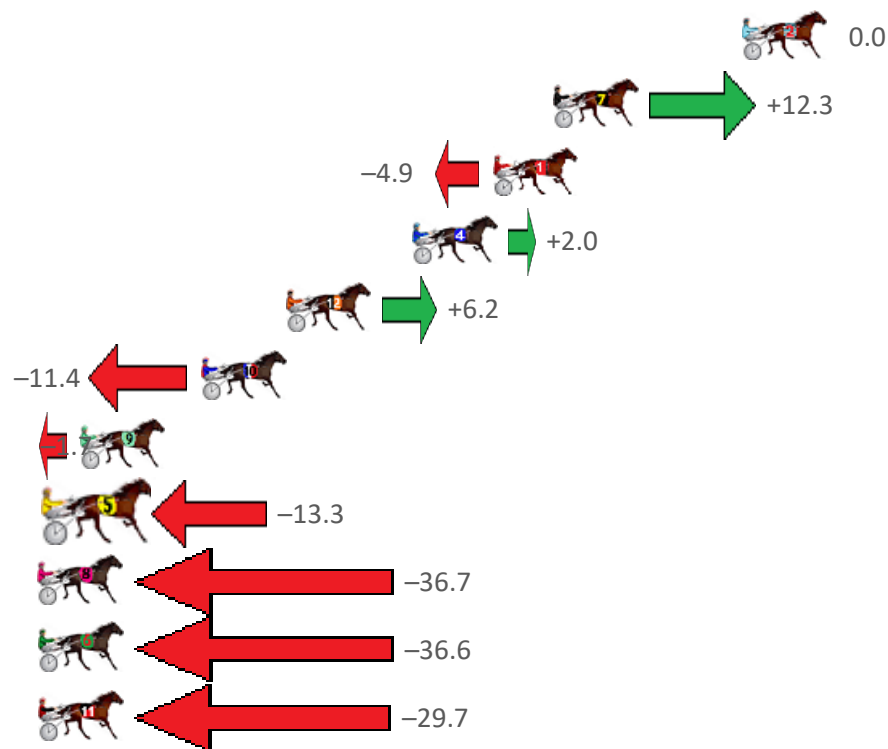
Gloucester Park Race 4 Distance 2130m

Tuesday, 3 October 2023

Gross Time: 2:35.80 MileRate: 1:57.70 LeadTime: 36.80s First Qtr: 29.80s Second Qtr: 29.70s Third Qtr: 28.80s Fourth Qtr: 30.70s

NoHorse	Plc	Mar	800 Posi	400 Posi	Time	3rd Qtr	4th Qtr
2 RUNNINGONEMPTY	1	0.0m	0.0m (0)	0.0m (0)	2:35.80	28.80s	30.70s
7 GOTA GOOD WARH	2	7.5m	19.8m (0)	19.8m (2)	2:36.40	28.84s	29.84s
1 LILLY LAGUNA	3	9.9m	5.0m (0)	6.8m (0)	2:36.60	28.94s	31.00s
4 ART REVIVAL	4	13.1m	15.1m (0)	16.5m (0)	2:36.85	28.94s	30.53s
12 CHIVALRY	5	18.1m	24.3m (1)	24.4m (1)	2:37.25	28.86s	30.35s
10 HUMDINGER	6	21.5m	10.1m (0)	12.2m (0)	2:37.53	28.98s	31.53s
9 IDEAL WHITBY	7	26.3m	24.6m (0)	24.6m (0)	2:37.91	28.86s	30.99s
5 DARDY BOY	8	27.3m	14.0m (1)	30.0m (0)	2:37.99	30.02s	30.67s
8 CAPTAIN BLIGH	9	38.1m	1.4m (1)	15.5m (1)	2:38.86	29.84s	32.62s
6 STEREOPHONIC	10	46.1m	9.5m (1)	25.5m (2)	2:39.50	30.00s	32.52s
11 BLAMEITONTHENIG	11	48.4m	18.7m (1)	29.8m (1)	2:39.69	29.66s	32.39s

Finish Position and metres gained from 800m





PJ Harness Analyser

Sectional Analysis Software - Not just a formguide!

www.facebook.com/PJHarnessRacing



RISE Digital, Harness Racing Australia nor the provider accepts any responsibility for the completeness or accuracy of any of the information contained herein, and makes no representations about its suitability for any particular purpose. Users should make their own judgements about those matters and/or seek independent advice. You assume all risks associated with use of data provided on this page

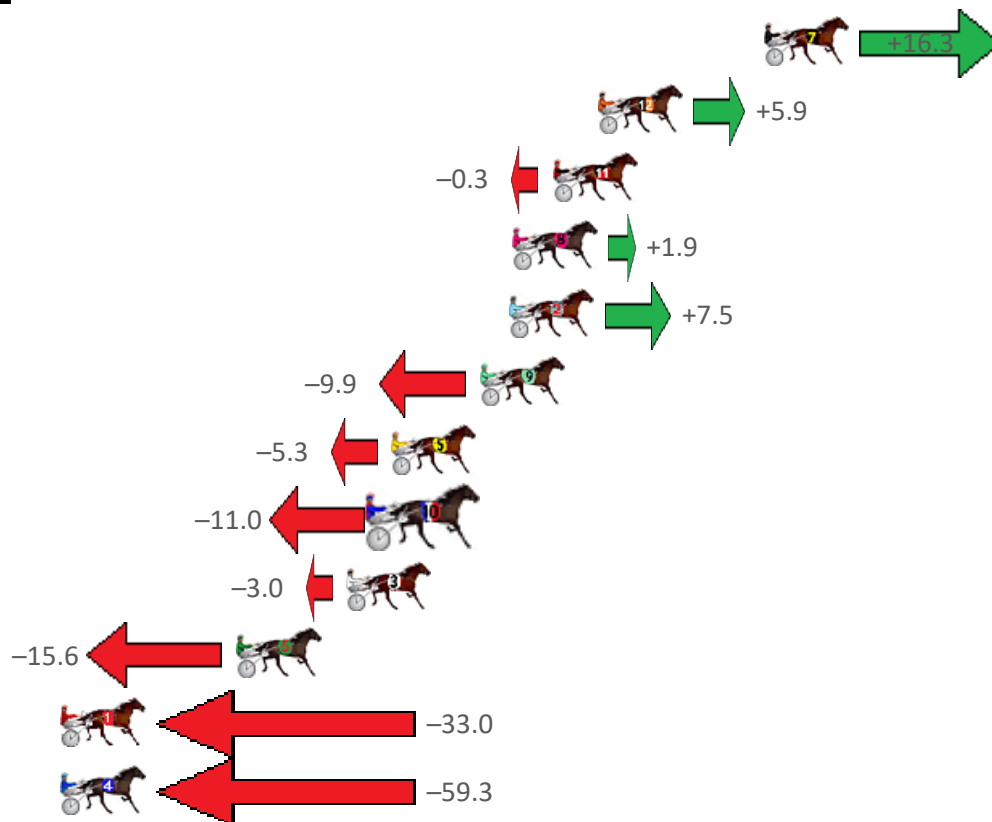
Gloucester Park Race 5 Distance 2536m

Tuesday, 3 October 2023

Gross Time: 3:07.60 MileRate: 1:59.00 LeadTime: 67.00s First Qtr: 30.70s Second Qtr: 30.00s Third Qtr: 29.70s Fourth Qtr: 30.20s

NoHorse	Plc	Mar	800 Posi	400 Posi	Time	3rd Qtr	4th Qtr
7 SOHO GIGOLO	1	0.0m	16.3m (0)	17.0m (2)	3:07.60	29.76s	28.94s
12 PATH OF GOLD	2	6.6m	12.5m (0)	17.8m (1)	3:08.12	30.10s	29.40s
11 KRAFTY	3	8.4m	8.1m (0)	15.9m (0)	3:08.26	30.28s	29.68s
8 OUR STAR WATCH	4	10.0m	11.9m (2)	3.8m (2)	3:08.39	29.10s	30.71s
2 WALSH	5	10.1m	17.6m (1)	12.4m (2)	3:08.40	29.32s	30.07s
9 LUCAPELO	6	11.3m	1.4m (1)	0.0m (0)	3:08.49	29.60s	31.09s
5 GOV STARZZZ	7	14.8m	9.5m (1)	8.1m (1)	3:08.77	29.60s	30.77s
10 BLUE BLAZER	8	15.3m	4.3m (0)	11.6m (0)	3:08.81	30.24s	30.55s
3 BATAVIA BLACKHOLE	9	16.6m	13.6m (1)	12.4m (1)	3:08.91	29.62s	30.59s
6 ALCIPPES DELIGHT	10	21.0m	5.4m (1)	3.5m (1)	3:09.26	29.56s	31.60s
1 TRIROYALE BRIGADE	11	33.0m	0.0m (0)	7.5m (0)	3:10.21	30.26s	32.25s
4 GOLD HORSESHOE	12	75.0m	15.7m (2)	8.4m (2)	3:13.53	29.16s	35.51s

Finish Position and metres gained from 800m





PJ Harness Analyser

Sectional Analysis Software - Not just a formguide!

www.facebook.com/PJHarnessRacing



RISE Digital, Harness Racing Australia nor the provider accepts any responsibility for the completeness or accuracy of any of the information contained herein, and makes no representations about its suitability for any particular purpose. Users should make their own judgements about those matters and/or seek independent advice. You assume all risks associated with use of data provided on this page

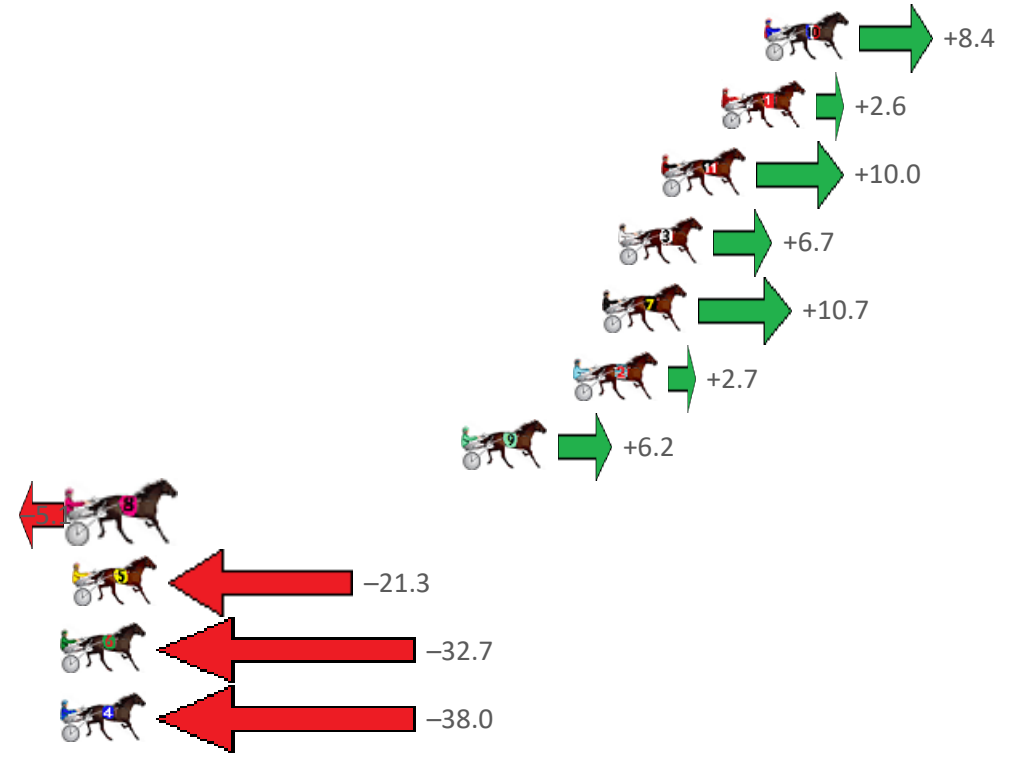
Gloucester Park Race 6 Distance 2130m

Tuesday, 3 October 2023

Gross Time: 2:36.70 MileRate: 1:58.40 LeadTime: 36.10s First Qtr: 30.80s Second Qtr: 29.80s Third Qtr: 29.70s Fourth Qtr: 30.30s

NoHorse	Plc	Mar	800 Posi	400 Posi	Time	3rd Qtr	4th Qtr
10 QUEENINTHECORNE	1	0.0m	8.4m (0)	10.4m (0)	2:36.70	29.86s	29.52s
1 TORREVEAN AMY	2	1.7m	4.3m (0)	6.2m (1)	2:36.83	29.84s	29.97s
11 BLOCKJORG	3	4.1m	14.1m (1)	0.0m (1)	2:37.03	28.66s	30.63s
3 TOO BEE WATCHING	4	5.8m	12.5m (0)	14.3m (3)	2:37.16	29.84s	29.70s
7 PATRIKIAR	5	6.4m	17.1m (0)	16.1m (0)	2:37.21	29.64s	29.61s
2 VALHALLA MISS	6	7.6m	10.3m (1)	0.5m (0)	2:37.30	28.98s	30.86s
9 CARUBA	7	12.0m	18.2m (1)	8.1m (3)	2:37.65	28.96s	30.65s
8 TRINITY BROMAC	8	27.3m	22.2m (0)	23.9m (0)	2:38.87	29.84s	30.69s
5 EYE BETTER	9	27.5m	6.2m (1)	11.3m (2)	2:38.88	30.08s	31.64s
6 BONSTAR	10	34.6m	1.9m (1)	12.9m (1)	2:39.44	30.52s	32.08s
4 SECRET REACTION	11	38.0m	0.0m (0)	4.8m (0)	2:39.71	30.06s	32.96s

Finish Position and metres gained from 800m



PJ Harness Analyser

Sectional Analysis Software - Not just a formguide!

www.facebook.com/PJHarnessRacing

RISE Digital, Harness Racing Australia nor the provider accepts any responsibility for the completeness or accuracy of any of the information contained herein, and makes no representations about its suitability for any particular purpose. Users should make their own judgements about those matters and/or seek independent advice. You assume all risks associated with use of data provided on this page

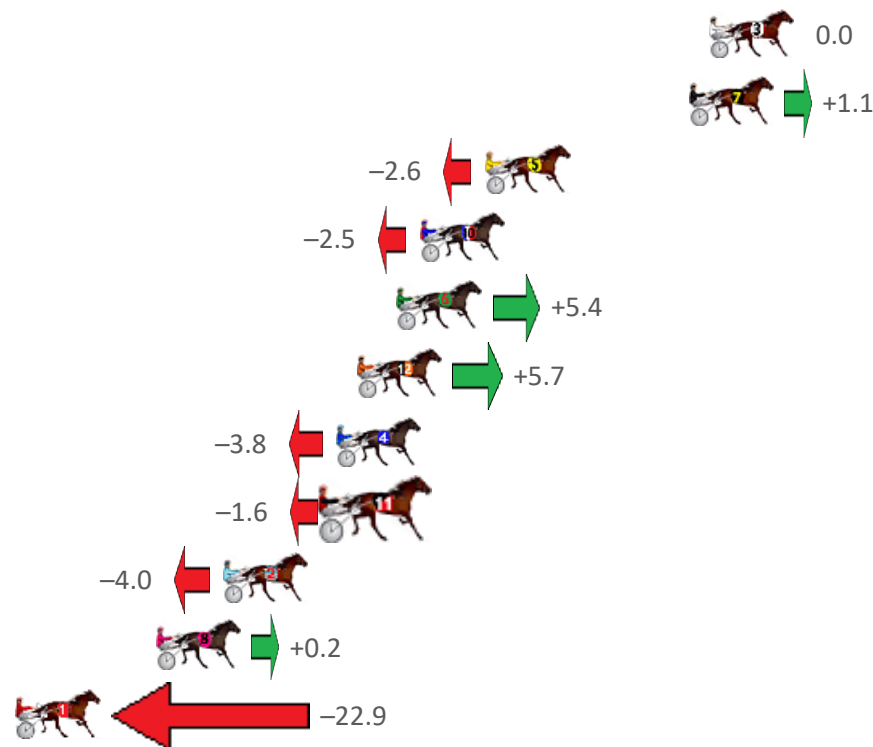
Gloucester Park Race 7 Distance 2130m

Tuesday, 3 October 2023

Gross Time: 2:39.80 MileRate: 2:00.80 LeadTime: 37.50s First Qtr: 31.90s Second Qtr: 30.80s Third Qtr: 29.40s Fourth Qtr: 30.20s

NoHorse	Plc	Mar	800 Posi	400 Posi	Time	3rd Qtr	4th Qtr
3 PONZI BEACH	1	0.0m	0.0m (0)	0.0m (0)	2:39.80	29.40s	30.20s
7 JOLTED CHARM	2	0.8m	1.9m (1)	3.0m (1)	2:39.86	29.48s	30.04s
5 COURAGE OF LOMB	3	8.9m	6.3m (1)	6.8m (1)	2:40.50	29.44s	30.40s
10 FOLLOW MY STRIDE	4	11.5m	9.0m (0)	13.5m (0)	2:40.71	29.74s	30.11s
6 JADES FORTUNE	5	12.4m	17.8m (0)	18.7m (1)	2:40.78	29.48s	29.80s
12 ROCKIN THE TREND	6	14.0m	19.7m (1)	16.3m (2)	2:40.91	29.16s	30.10s
4 LILLYROSE	7	14.8m	11.0m (1)	10.9m (2)	2:40.97	29.40s	30.57s
11 SHES A LUCKY PENN	8	15.0m	13.4m (0)	17.6m (0)	2:40.99	29.72s	30.09s
2 IDEAL IVANA	9	19.3m	15.3m (1)	14.6m (1)	2:41.33	29.36s	30.64s
8 EASTON ROBIN	10	22.0m	22.2m (0)	23.0m (0)	2:41.54	29.48s	30.24s
1 CARMELA DOMENIC	11	27.6m	4.7m (0)	9.2m (0)	2:41.98	29.74s	31.70s

Finish Position and metres gained from 800m





PJ Harness Analyser

Sectional Analysis Software - Not just a formguide!

www.facebook.com/PJHarnessRacing



RISE Digital, Harness Racing Australia nor the provider accepts any responsibility for the completeness or accuracy of any of the information contained herein, and makes no representations about its suitability for any particular purpose. Users should make their own judgements about those matters and/or seek independent advice. You assume all risks associated with use of data provided on this page

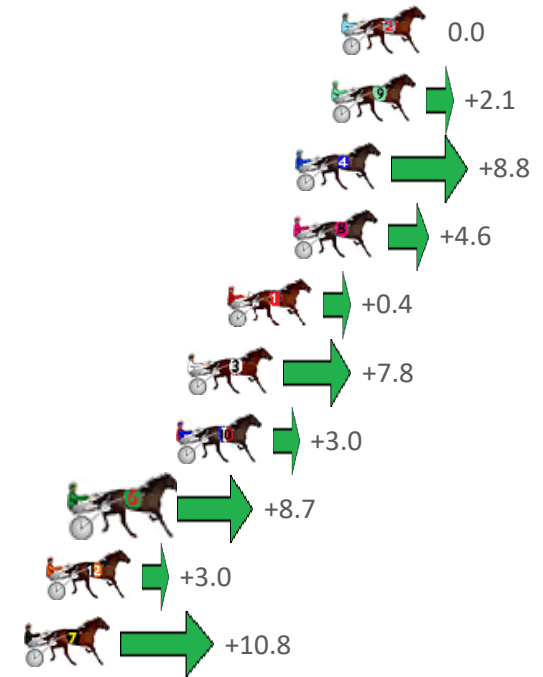
Gloucester Park Race 8 Distance 2130m

Tuesday, 3 October 2023

Gross Time: 2:42.30 MileRate: 2:02.70 LeadTime: 39.00s First Qtr: 31.90s Second Qtr: 31.90s Third Qtr: 29.60s Fourth Qtr: 29.90s

NoHorse	Plc	Mar	800 Posi	400 Posi	Time	3rd Qtr	4th Qtr
2 TEVARICH	1	0.0m	0.0m (0)	0.0m (0)	2:42.30	29.60s	29.90s
9 SONIC CHIP	2	0.4m	2.5m (1)	2.5m (1)	2:42.33	29.60s	29.75s
4 EUSTON FLYER	3	1.8m	10.6m (1)	10.3m (2)	2:42.44	29.58s	29.28s
8 SIR BELVEDERE	4	1.9m	6.5m (1)	6.3m (2)	2:42.45	29.58s	29.58s
1 THE PARTY BOY	5	4.5m	4.9m (0)	4.3m (0)	2:42.65	29.56s	29.93s
3 TEPELO STAR	6	6.1m	13.9m (0)	9.7m (0)	2:42.78	29.30s	29.66s
10 HAVE AGO JOE	7	6.5m	9.5m (0)	8.7m (1)	2:42.81	29.54s	29.77s
6 JESSE ALLWOOD	8	10.3m	19.0m (1)	10.4m (3)	2:43.11	28.97s	29.94s
12 BEALAWYER	9	11.7m	14.7m (1)	13.3m (1)	2:43.22	29.50s	29.83s
7 SIDSTREPO	10	12.6m	23.4m (1)	14.7m (2)	2:43.29	28.96s	29.80s

Finish Position and metres gained from 800m





PJ Harness Analyser

Sectional Analysis Software - Not just a formguide!

www.facebook.com/PJHarnessRacing



RISE Digital, Harness Racing Australia nor the provider accepts any responsibility for the completeness or accuracy of any of the information contained herein, and makes no representations about its suitability for any particular purpose. Users should make their own judgements about those matters and/or seek independent advice. You assume all risks associated with use of data provided on this page

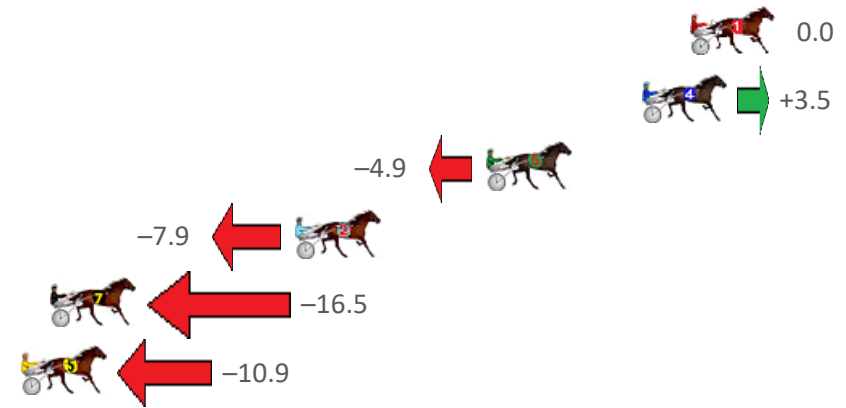
Gloucester Park Race 9 Distance 2503m

Tuesday, 3 October 2023

Gross Time: 3:16.40 MileRate: 2:06.30 LeadTime: 74.10s First Qtr: 30.90s Second Qtr: 29.80s Third Qtr: 30.30s Fourth Qtr: 31.30s

NoHorse	Plc	Mar	800 Posi	400 Posi	Time	3rd Qtr	4th Qtr
1 BEE BEE BEROC	1	0.0m	0.0m (0)	0.0m (0)	3:16.40	30.30s	31.30s
4 CHUMANI	2	1.9m	5.4m (0)	4.2m (0)	3:16.56	30.22s	31.14s
6 THATS NOT MY GAIT	3	8.1m	3.2m (1)	5.5m (1)	3:17.06	30.48s	31.54s
2 UPTOWN LAD	4	15.7m	7.8m (1)	7.9m (2)	3:17.68	30.32s	31.98s
7 LINE THE STARZZZ	5	25.4m	8.9m (2)	16.0m (1)	3:18.48	30.86s	32.16s
5 ELISH STAR	6	26.6m	15.7m (0)	14.6m (0)	3:18.58	30.26s	32.36s

Finish Position and metres gained from 800m





PJ Harness Analyser

Sectional Analysis Software - Not just a formguide!

www.facebook.com/PJHarnessRacing

