

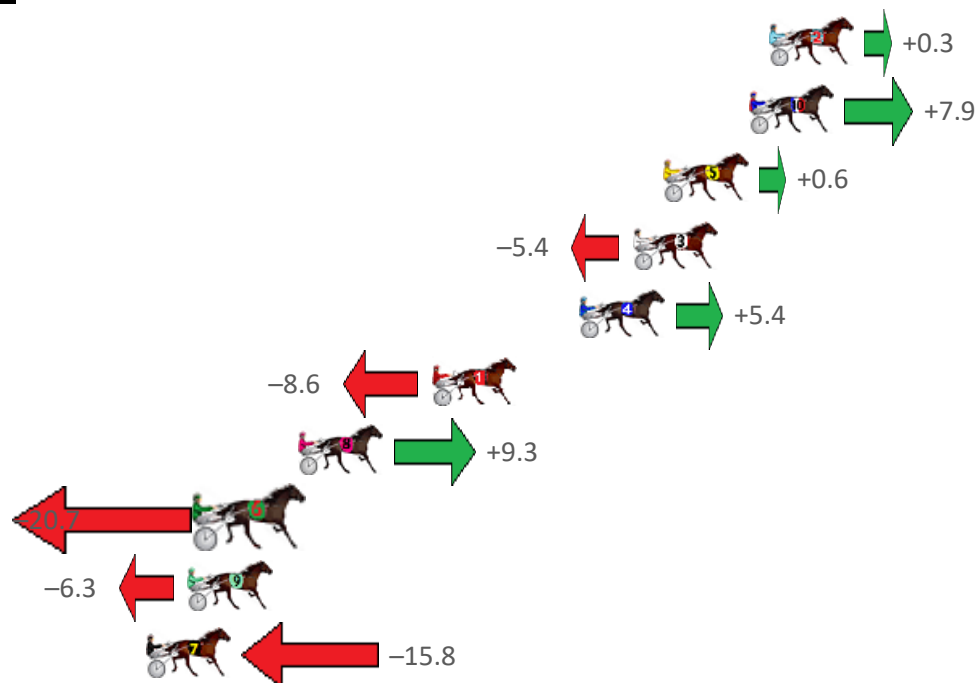
Gloucester Park Race 1 Distance 1730m

Friday, 6 October 2023

Gross Time: 2:00.50 MileRate: 1:52.10 LeadTime: 3.90s First Qtr: 29.10s Second Qtr: 29.20s Third Qtr: 28.70s Fourth Qtr: 29.60s

NoHorse	Plc	Mar	800 Posi	400 Posi	Time	3rd Qtr	4th Qtr
2 THOMSON BAY	1	0.0m	0.3m (0)	0.0m (0)	2:00.50	28.68s	29.60s
10 CLASSIC CHOICE	2	0.8m	8.7m (0)	10.0m (1)	2:00.56	28.80s	28.94s
5 MACHLANI	3	4.2m	4.8m (1)	6.1m (1)	2:00.83	28.80s	29.48s
3 THE KRAKEN	4	5.4m	0.0m (1)	1.7m (1)	2:00.92	28.82s	29.90s
4 TROOPINGOFTHECO	5	7.5m	12.9m (0)	9.4m (0)	2:01.08	28.46s	29.50s
1 BROOKIES JET	6	13.4m	4.8m (0)	5.8m (0)	2:01.54	28.78s	30.22s
8 MADDY MADDY	7	18.7m	28.0m (0)	15.2m (0)	2:01.95	27.80s	29.95s
6 HILLVIEW BONDI	8	22.4m	1.7m (2)	5.3m (2)	2:02.24	28.96s	30.95s
9 MCARDLES GEM	9	23.1m	16.8m (0)	13.8m (1)	2:02.29	28.50s	30.39s
7 MAKE IT HAPPEN	10	24.8m	9.0m (1)	9.4m (2)	2:02.42	28.74s	30.84s

Finish Position and metres gained from 800m



PJ Harness Analyser
Sectional Analysis Software - Not just a formguide!

www.facebook.com/PJHarnessRacing



RISE Digital, Harness Racing Australia nor the provider accepts any responsibility for the completeness or accuracy of any of the information contained herein, and makes no representations about its suitability for any particular purpose. Users should make their own judgements about those matters and/or seek independent advice. You assume all risks associated with use of data provided on this page

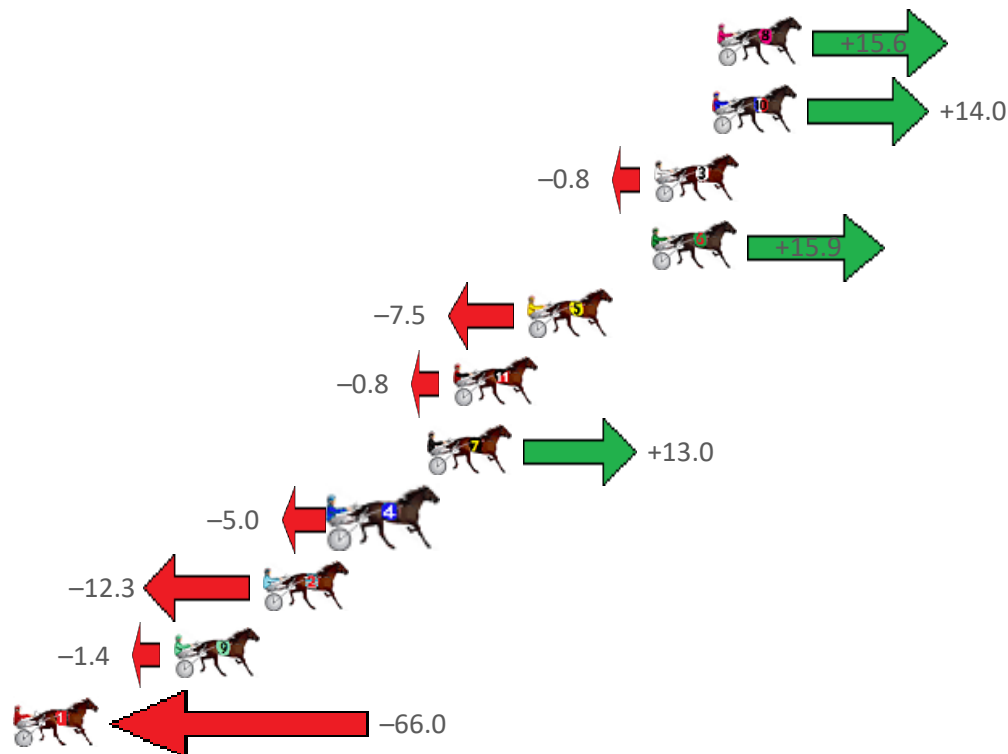
Gloucester Park Race 2 Distance 1730m

Friday, 6 October 2023

Gross Time: 2:02.80 MileRate: 1:54.20 LeadTime: 7.40s First Qtr: 29.10s Second Qtr: 28.80s Third Qtr: 28.30s Fourth Qtr: 29.20s

NoHorse	Plc	Mar	800 Posi	400 Posi	Time	3rd Qtr	4th Qtr
8 GETN WIGGY WITHIT	1	0.0m	15.6m (0)	20.7m (1)	2:02.80	28.68s	27.72s
10 CALLMEWHATUWAN	2	0.2m	14.2m (1)	13.2m (1)	2:02.82	28.24s	28.27s
3 WHOS THE DAD	3	2.5m	1.7m (1)	3.1m (1)	2:02.99	28.40s	29.17s
6 ROCKABALL	4	2.6m	18.5m (1)	19.1m (2)	2:03.00	28.36s	28.04s
5 ROCKNROLL SASS	5	7.5m	0.0m (0)	0.0m (0)	2:03.37	28.30s	29.77s
11 LONGREACH BAY	6	10.5m	9.7m (1)	10.9m (0)	2:03.60	28.40s	29.22s
7 MUSZTANG	7	11.5m	24.5m (0)	26.1m (2)	2:03.68	28.44s	28.22s
4 ROBBIE EASTON	8	15.0m	10.0m (0)	17.1m (0)	2:03.95	28.82s	29.13s
2 MISTER VERSACE	9	18.0m	5.7m (1)	7.6m (1)	2:04.18	28.44s	30.04s
9 DISCO DYNAMO	10	21.6m	20.2m (0)	26.3m (1)	2:04.45	28.76s	28.97s
1 DYNAMITE DOLLY	11	71.1m	5.1m (0)	24.1m (0)	2:08.25	29.66s	32.93s

Finish Position and metres gained from 800m



PJ Harness Analyser

Sectional Analysis Software - Not just a formguide!

www.facebook.com/PJHarnessRacing



RISE Digital, Harness Racing Australia nor the provider accepts any responsibility for the completeness or accuracy of any of the information contained herein, and makes no representations about its suitability for any particular purpose. Users should make their own judgements about those matters and/or seek independent advice. You assume all risks associated with use of data provided on this page

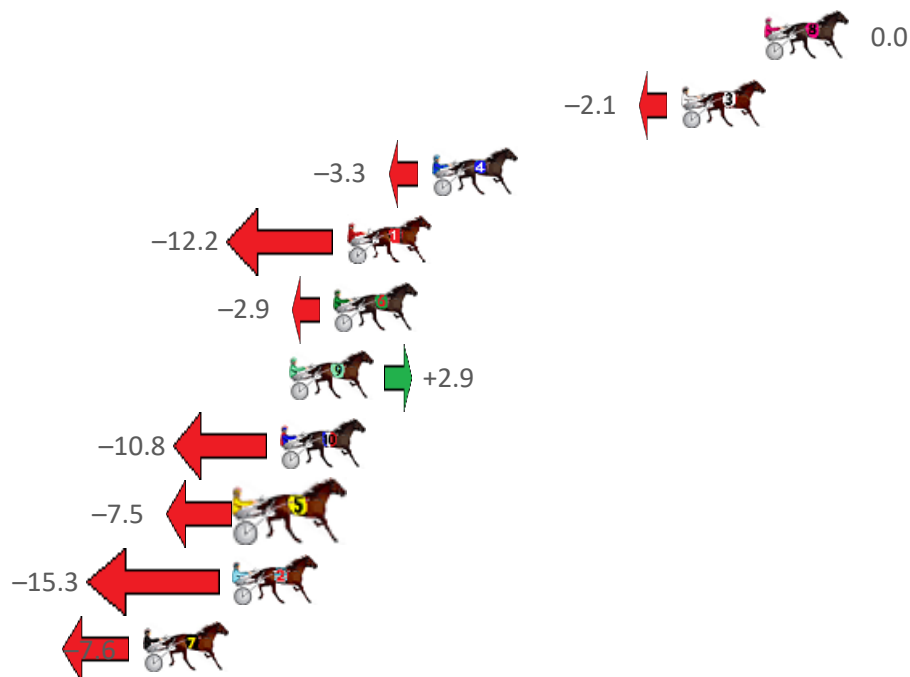
Gloucester Park Race 3 Distance 2130m

Friday, 6 October 2023

Gross Time: 2:33.10 MileRate: 1:55.70 LeadTime: 37.10s First Qtr: 30.80s Second Qtr: 29.80s Third Qtr: 27.70s Fourth Qtr: 27.70s

NoHorse	Plc	Mar	800 Posi	400 Posi	Time	3rd Qtr	4th Qtr
8 TALKS UP A STORM	1	0.0m	0.0m (0)	0.0m (0)	2:33.10	27.70s	27.70s
3 CHAL PATCH	2	3.3m	1.2m (1)	2.1m (1)	2:33.34	27.76s	27.80s
4 VALENTINES BROOK	3	13.2m	9.9m (1)	12.2m (1)	2:34.06	27.86s	27.82s
1 JASPERVELLABEACH	4	16.6m	4.4m (0)	5.7m (0)	2:34.31	27.79s	28.52s
6 MR FANTASTIC	5	17.1m	14.2m (1)	16.3m (1)	2:34.35	27.84s	27.82s
9 VAMPIRO	6	18.9m	21.8m (0)	23.2m (0)	2:34.48	27.80s	27.48s
10 MASTER PUBLISHER	7	19.2m	8.4m (0)	9.6m (0)	2:34.50	27.78s	28.44s
5 WATTS UP SUNSHIN	8	20.6m	13.1m (0)	14.0m (0)	2:34.60	27.76s	28.24s
2 WHATABRO	9	21.1m	5.8m (1)	8.5m (1)	2:34.64	27.88s	28.66s
7 BABYFACE ADDA	10	24.7m	17.1m (0)	18.9m (0)	2:34.90	27.82s	28.20s

Finish Position and metres gained from 800m



PJ Harness Analyser

Sectional Analysis Software – Not just a formguide!

www.facebook.com/PJHarnessRacing



RISE Digital, Harness Racing Australia nor the provider accepts any responsibility for the completeness or accuracy of any of the information contained herein, and makes no representations about its suitability for any particular purpose. Users should make their own judgements about those matters and/or seek independent advice. You assume all risks associated with use of data provided on this page

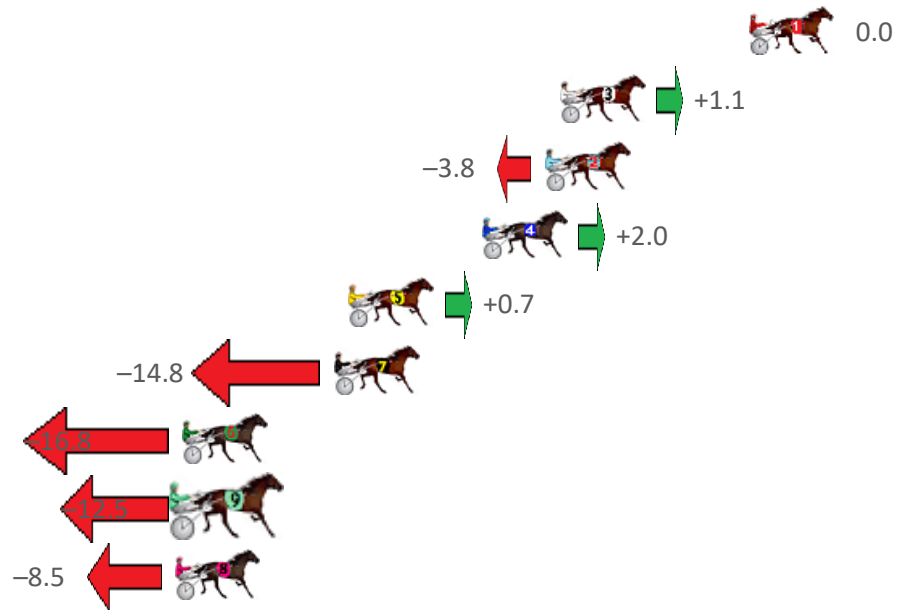
Gloucester Park Race 4 Distance 2536m

Friday, 6 October 2023

Gross Time: 3:02.20 MileRate: 1:55.60 LeadTime: 66.30s First Qtr: 29.70s Second Qtr: 29.80s Third Qtr: 28.20s Fourth Qtr: 28.20s

NoHorse	Plc	Mar	800 Posi	400 Posi	Time	3rd Qtr	4th Qtr
1 MINSTREL	1	0.0m	0.0m (0)	0.0m (0)	3:02.20	28.20s	28.20s
3 MIGHTY RONALDO	2	7.5m	8.6m (0)	8.9m (0)	3:02.76	28.22s	28.14s
2 HIMSELF	3	8.1m	4.3m (0)	4.6m (0)	3:02.80	28.22s	28.48s
4 ARMA EINSTEIN	4	10.6m	12.6m (0)	12.8m (0)	3:02.99	28.22s	28.09s
5 GALACTIC STAR	5	15.9m	16.6m (0)	16.8m (0)	3:03.38	28.22s	28.20s
7 JUMPINGJACKMAC	6	16.5m	1.7m (1)	2.9m (1)	3:03.42	28.28s	29.22s
6 DIEGO	7	22.5m	5.7m (1)	6.9m (1)	3:03.87	28.28s	29.39s
9 BLITZEMBYE	8	22.5m	10.0m (1)	11.2m (1)	3:03.87	28.28s	29.09s
8 SANGUE REALE	9	22.8m	14.3m (1)	15.2m (1)	3:03.89	28.26s	28.83s

Finish Position and metres gained from 800m



PJ Harness Analyser
Sectional Analysis Software – Not just a formguide!

www.facebook.com/PJHarnessRacing



RISE Digital, Harness Racing Australia nor the provider accepts any responsibility for the completeness or accuracy of any of the information contained herein, and makes no representations about its suitability for any particular purpose. Users should make their own judgements about those matters and/or seek independent advice. You assume all risks associated with use of data provided on this page

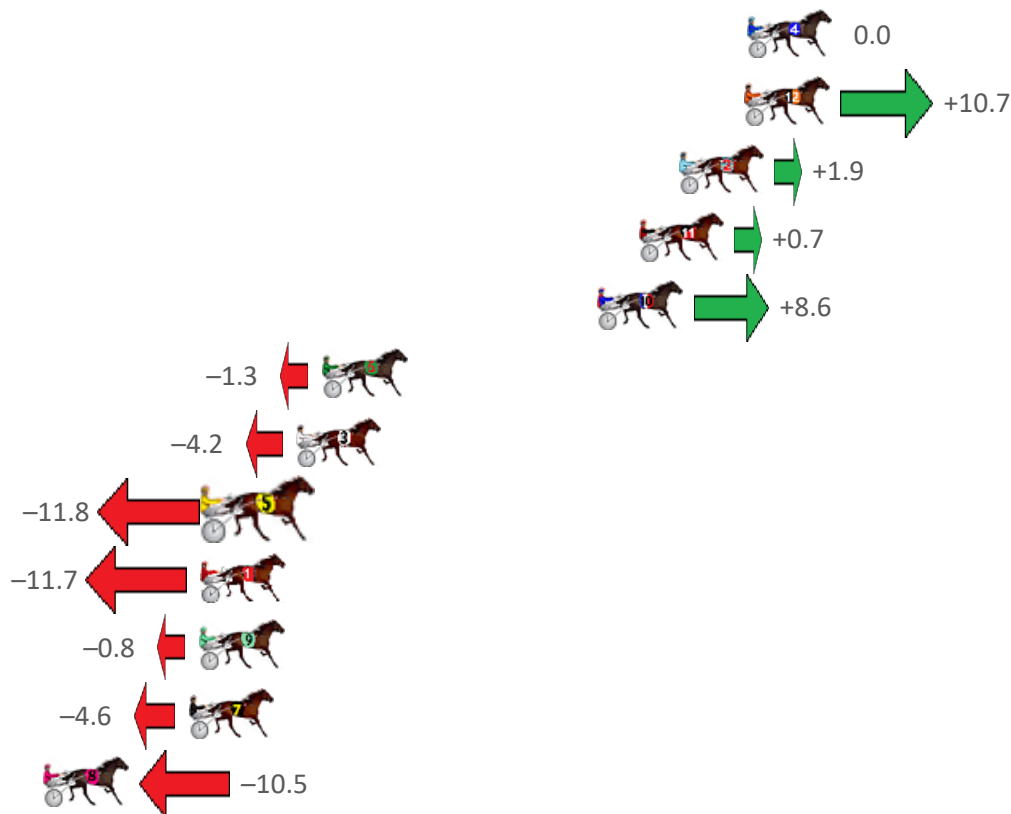
Gloucester Park Race 5 Distance 2536m

Friday, 6 October 2023

Gross Time: 3:05.70 MileRate: 1:57.90 LeadTime: 67.20s First Qtr: 29.70s Second Qtr: 31.40s Third Qtr: 28.30s Fourth Qtr: 29.10s

NoHorse	Plc	Mar	800 Posi	400 Posi	Time	3rd Qtr	4th Qtr
4 AUGUST MOON	1	0.0m	0.0m (0)	0.0m (0)	3:05.70	28.30s	29.10s
12 TURN THE PAGE	2	0.1m	10.8m (2)	6.0m (2)	3:05.71	27.96s	28.68s
2 ZEPHYRA	3	2.7m	4.6m (0)	3.9m (0)	3:05.91	28.26s	29.03s
11 SOHO SERAPHINE	4	4.3m	5.0m (1)	4.2m (1)	3:06.03	28.25s	29.13s
10 OUR LADY JEN	5	5.9m	14.5m (0)	12.3m (0)	3:06.15	28.16s	28.67s
6 PUREST COPPER	6	16.9m	15.6m (2)	11.3m (2)	3:06.99	28.00s	29.59s
3 SWEET VIVIENNE	7	17.9m	13.7m (1)	15.5m (1)	3:07.07	28.44s	29.36s
5 CASTELLA DELLACQU	8	21.2m	9.4m (1)	10.1m (1)	3:07.32	28.36s	30.00s
1 SEAGRASS	9	21.7m	10.0m (0)	8.4m (0)	3:07.36	28.20s	30.16s
9 BRULEE	10	21.8m	21.0m (2)	16.6m (2)	3:07.36	28.00s	29.58s
7 JACKIE DANIELS	11	22.2m	17.6m (1)	19.4m (1)	3:07.39	28.44s	29.41s
8 FLAMETREE	12	30.1m	19.6m (0)	16.8m (0)	3:08.00	28.12s	30.20s

Finish Position and metres gained from 800m



PJ Harness Analyser

Sectional Analysis Software - Not just a formguide!

www.facebook.com/PJHarnessRacing



RISE Digital, Harness Racing Australia nor the provider accepts any responsibility for the completeness or accuracy of any of the information contained herein, and makes no representations about its suitability for any particular purpose. Users should make their own judgements about those matters and/or seek independent advice. You assume all risks associated with use of data provided on this page

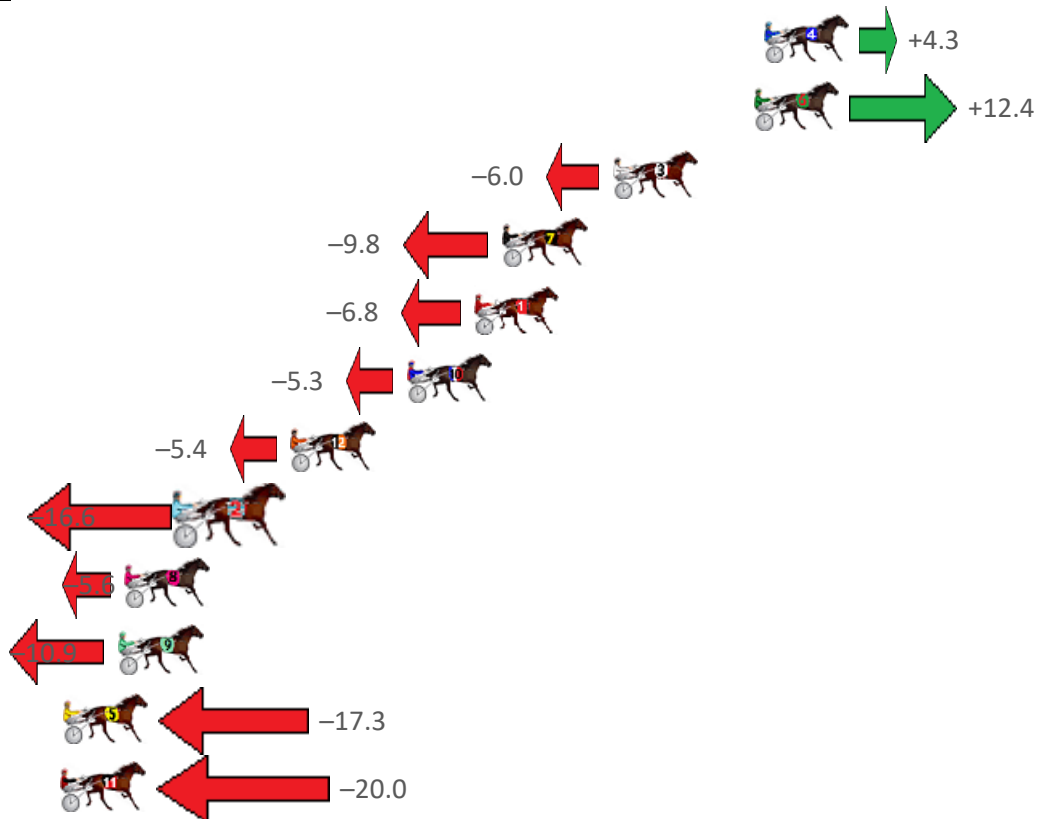
Gloucester Park Race 6 Distance 2130m

Friday, 6 October 2023

Gross Time: 2:34.00 MileRate: 1:56.30 LeadTime: 35.90s First Qtr: 30.70s Second Qtr: 30.00s Third Qtr: 28.90s Fourth Qtr: 28.50s

NoHorse	Plc	Mar	800 Posi	400 Posi	Time	3rd Qtr	4th Qtr
4 LUSAKA	1	0.0m	4.3m (2)	1.2m (2)	2:34.00	28.67s	28.42s
6 STAR CASINO	2	0.4m	12.8m (2)	5.7m (3)	2:34.03	28.39s	28.12s
3 ROCKMYSTER	3	6.0m	0.0m (0)	0.0m (0)	2:34.45	28.90s	28.95s
7 VINTAGE BLU	4	10.4m	0.6m (1)	2.0m (1)	2:34.78	29.00s	29.14s
1 MY ULTIMATE BAXTE	5	11.5m	4.7m (0)	4.5m (0)	2:34.86	28.88s	29.04s
10 AZTERIAN	6	14.2m	8.9m (0)	8.4m (0)	2:35.06	28.86s	28.96s
12 GORDON	7	18.8m	13.4m (0)	13.2m (0)	2:35.41	28.88s	28.97s
2 PELIGROSO	8	23.0m	6.4m (1)	6.2m (1)	2:35.72	28.88s	29.78s
8 STATE OF HEAVEN	9	25.4m	19.8m (0)	19.4m (1)	2:35.90	28.86s	29.02s
9 THE WATCH MAKER	10	25.7m	14.8m (1)	14.8m (1)	2:35.92	28.89s	29.37s
5 ULTIMATE ROCKER	11	27.9m	10.6m (1)	10.7m (1)	2:36.09	28.90s	29.83s
11 MY LITTLE BIG MAN	12	28.4m	8.4m (2)	6.0m (2)	2:36.13	28.72s	30.20s

Finish Position and metres gained from 800m



PJ Harness Analyser

Sectional Analysis Software - Not just a formguide!

www.facebook.com/PJHarnessRacing



RISE Digital, Harness Racing Australia nor the provider accepts any responsibility for the completeness or accuracy of any of the information contained herein, and makes no representations about its suitability for any particular purpose. Users should make their own judgements about those matters and/or seek independent advice. You assume all risks associated with use of data provided on this page

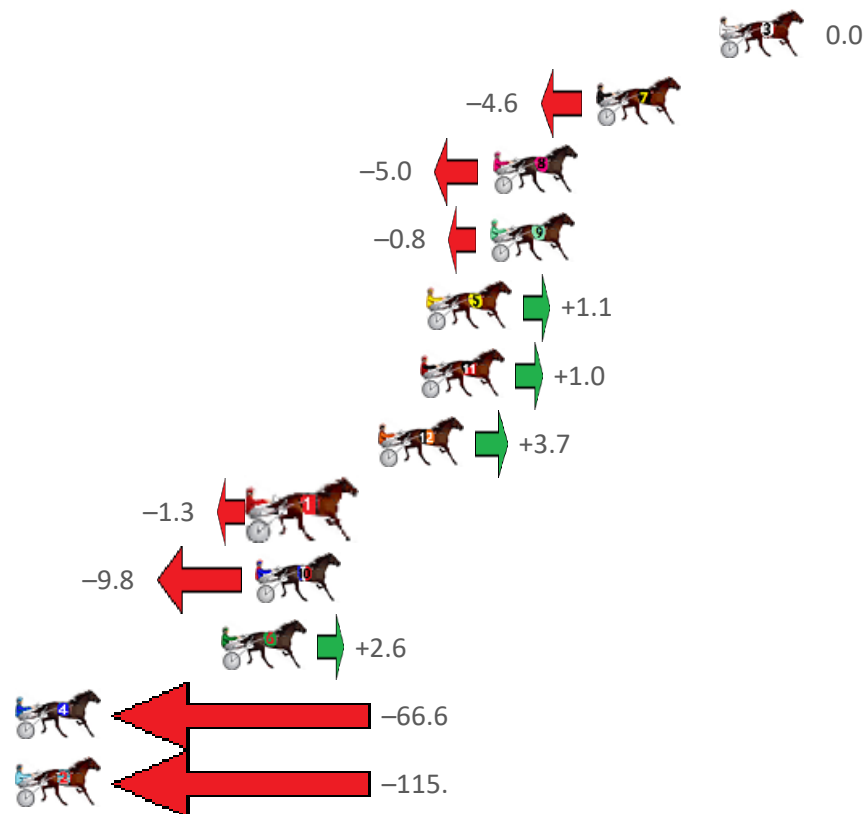
Gloucester Park Race 7 Distance 2503m

Friday, 6 October 2023

Gross Time: 3:08.00 MileRate: 2:00.90 LeadTime: 71.50s First Qtr: 30.80s Second Qtr: 28.60s Third Qtr: 28.00s Fourth Qtr: 29.10s

NoHorse	Plc	Mar	800 Posi	400 Posi	Time	3rd Qtr	4th Qtr
3 CARANA	1	0.0m	0.0m (0)	0.0m (0)	3:08.00	28.00s	29.10s
7 LOVE ON THE ROCKS	2	4.9m	0.3m (1)	1.4m (1)	3:08.37	28.08s	29.37s
8 YANKEE LINCOLN	3	9.0m	4.0m (0)	5.4m (0)	3:08.69	28.10s	29.41s
9 GEE SMITH	4	9.1m	8.3m (0)	10.2m (0)	3:08.69	28.14s	29.07s
5 COOPER	5	11.6m	12.7m (0)	14.7m (0)	3:08.89	28.16s	28.95s
11 SOHO DOW JONES	6	11.9m	12.9m (1)	17.3m (2)	3:08.91	28.32s	28.78s
12 SEERYANFLY	7	13.5m	17.2m (1)	22.3m (1)	3:09.03	28.38s	28.55s
1 MISTA EDITORIAL	8	18.3m	17.0m (0)	20.3m (0)	3:09.40	28.26s	29.06s
10 ACUTO	9	18.4m	8.6m (1)	13.3m (1)	3:09.40	28.34s	29.56s
6 AMERICAN BULLITT	10	19.8m	22.4m (0)	25.7m (0)	3:09.51	28.26s	28.79s
4 DEEORSE	11	71.2m	4.6m (1)	18.6m (1)	3:13.44	29.00s	33.21s
2 FOLLOW THE DRAGO	12	266.2m	150.6m (0)	176.4m (0)	3:28.32	30.04s	36.90s

Finish Position and metres gained from 800m



PJ Harness Analyser

Sectional Analysis Software - Not just a formguide!

www.facebook.com/PJHarnessRacing



RISE Digital, Harness Racing Australia nor the provider accepts any responsibility for the completeness or accuracy of any of the information contained herein, and makes no representations about its suitability for any particular purpose. Users should make their own judgements about those matters and/or seek independent advice. You assume all risks associated with use of data provided on this page

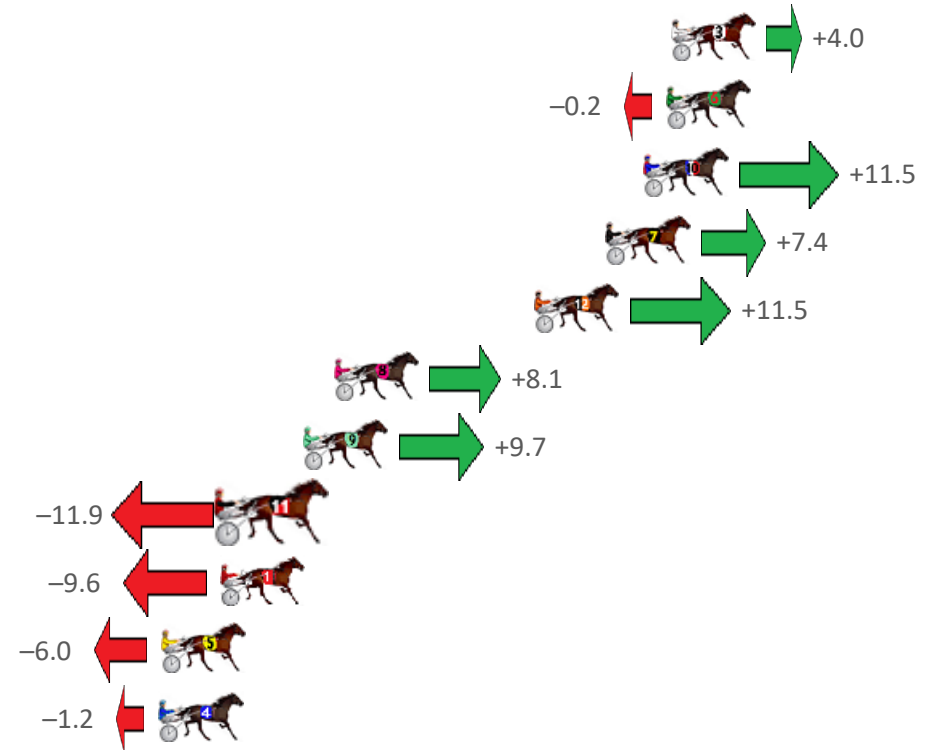
Gloucester Park Race 8 Distance 2130m

Friday, 6 October 2023

Gross Time: 2:34.90 MileRate: 1:57.00 LeadTime: 35.60s First Qtr: 31.60s Second Qtr: 30.50s Third Qtr: 28.10s Fourth Qtr: 29.10s

NoHorse	Plc	Mar	800 Posi	400 Posi	Time	3rd Qtr	4th Qtr
3 BELLEZZA NERA	1	0.0m	4.0m (0)	0.6m (1)	2:34.90	27.86s	29.06s
6 DUTY BOUND	2	0.2m	0.0m (0)	0.0m (0)	2:34.92	28.10s	29.12s
10 EXTRAORDINARY MA	3	1.1m	12.6m (0)	9.9m (1)	2:34.98	27.92s	28.48s
7 CODENAME MARCU	4	2.6m	10.0m (1)	9.1m (3)	2:35.10	28.05s	28.65s
12 NAME IN LIGHTS	5	5.4m	16.9m (0)	15.2m (0)	2:35.31	28.00s	28.43s
8 FEELING ACES	6	13.4m	21.5m (0)	21.1m (0)	2:35.92	28.10s	28.62s
9 MAJOR OVERS	7	14.6m	24.3m (1)	26.7m (0)	2:36.01	28.30s	28.31s
11 HOPPYS WAY	8	17.6m	5.7m (1)	7.4m (2)	2:36.24	28.22s	29.92s
1 TRIPLE BRIE	9	17.9m	8.3m (0)	10.2m (0)	2:36.27	28.24s	29.74s
5 OUR STAR WATCH	10	20.3m	14.3m (1)	17.8m (1)	2:36.45	28.36s	29.39s
4 HENWOOD BAY	11	20.4m	19.2m (1)	23.9m (1)	2:36.46	28.46s	28.96s

Finish Position and metres gained from 800m



PJ Harness Analyser
Sectional Analysis Software – Not just a formguide!

www.facebook.com/PJHarnessRacing



RISE Digital, Harness Racing Australia nor the provider accepts any responsibility for the completeness or accuracy of any of the information contained herein, and makes no representations about its suitability for any particular purpose. Users should make their own judgements about those matters and/or seek independent advice. You assume all risks associated with use of data provided on this page

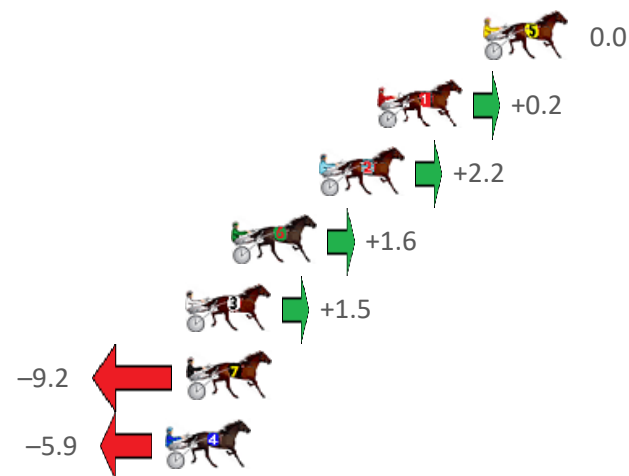
Gloucester Park Race 9 Distance 2130m

Friday, 6 October 2023

Gross Time: 2:36.70 MileRate: 1:58.40 LeadTime: 39.90s First Qtr: 32.00s Second Qtr: 29.60s Third Qtr: 27.80s Fourth Qtr: 27.40s

NoHorse	Plc	Mar	800 Posi	400 Posi	Time	3rd Qtr	4th Qtr
5 WONDERFUL TO FLY	1	0.0m	0.0m (0)	0.0m (0)	2:36.70	27.80s	27.40s
1 SIMPLY SHAZ	2	4.2m	4.4m (0)	4.4m (0)	2:37.00	27.80s	27.40s
2 DONTBESILLYCHILLI	3	6.5m	8.7m (0)	8.5m (0)	2:37.17	27.78s	27.29s
6 BORN TO BOOGIE	4	10.0m	11.6m (1)	12.0m (1)	2:37.42	27.82s	27.30s
3 SAHARA STORM	5	11.8m	13.3m (0)	13.4m (0)	2:37.55	27.80s	27.33s
7 PAROQUET	5	11.8m	2.6m (1)	3.8m (1)	2:37.55	27.88s	27.99s
4 MISS LAMARR	7	12.6m	6.7m (1)	7.9m (1)	2:37.61	27.88s	27.77s

Finish Position and metres gained from 800m



PJ Harness Analyser

Sectional Analysis Software – Not just a formguide!

www.facebook.com/PJHarnessRacing



RISE Digital, Harness Racing Australia nor the provider accepts any responsibility for the completeness or accuracy of any of the information contained herein, and makes no representations about its suitability for any particular purpose. Users should make their own judgements about those matters and/or seek independent advice. You assume all risks associated with use of data provided on this page

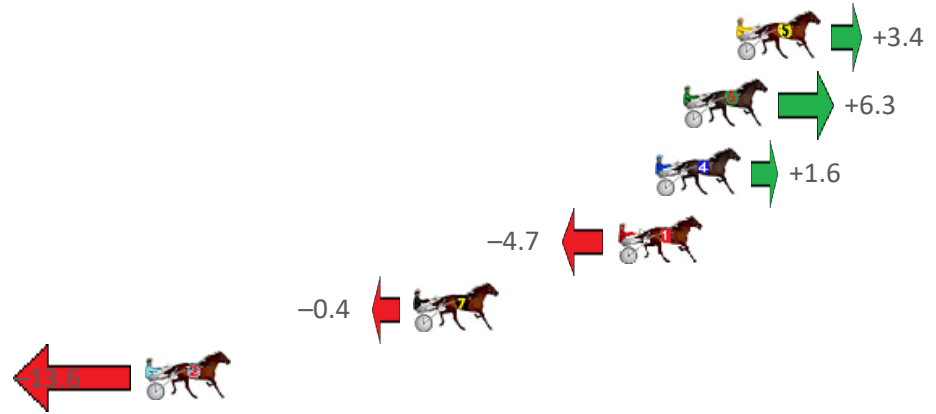
Gloucester Park Race 10 Distance 2130m

Friday, 6 October 2023

Gross Time: 2:35.20 MileRate: 1:57.30 LeadTime: 37.10s First Qtr: 29.90s Second Qtr: 30.80s Third Qtr: 28.60s Fourth Qtr: 28.80s

NoHorse	Plc	Mar	800 Posi	400 Posi	Time	3rd Qtr	4th Qtr
5 ARTFUL MAJOR	1	0.0m	3.4m (1)	1.4m (1)	2:35.20	28.46s	28.70s
6 IDEAL MUSCLE	2	2.1m	8.4m (1)	5.6m (1)	2:35.36	28.40s	28.56s
4 OFF THE CHARTS	3	3.2m	4.8m (0)	4.2m (0)	2:35.44	28.56s	28.74s
1 THENU CAME ALON	4	4.7m	0.0m (0)	0.0m (0)	2:35.56	28.60s	29.16s
7 THELITTLE MASTER	5	12.8m	12.4m (1)	9.6m (1)	2:36.17	28.40s	29.09s
2 PETES HONOUR	6	23.5m	9.9m (0)	9.0m (0)	2:36.98	28.54s	29.94s

Finish Position and metres gained from 800m







Harness Analyser

Sectional Analysis Software – Not just a formguide!

www.facebook.com/PJHarnessRacing



RISE Digital, Harness Racing Australia nor the provider accepts any responsibility for the completeness or accuracy of any of the information contained herein, and makes no representations about its suitability for any particular purpose. Users should make their own judgements about those matters and/or seek independent advice. You assume all risks associated with use of data provided on this page