


# Gloucester Park Race 1 Distance 1730m

Tuesday, 10 October 2023

Gross Time: 2:05.60 MileRate: 1:56.90 LeadTime: 7.80s First Qtr: 28.60s Second Qtr: 29.80s Third Qtr: 29.50s Fourth Qtr: 29.90s

NoHorse	Plc	Mar	800 Posi	400 Posi	Time	3rd Qtr	4th Qtr
9 TRAVELBAN	1	0.0m	9.0m (1)	0.0m (1)	2:05.60	28.84s	29.90s
7 WANDERING GIRL	2	2.0m	13.4m (1)	10.1m (2)	2:05.76	29.26s	29.31s
4 SPUDMEISTER	3	10.4m	0.8m (0)	1.3m (0)	2:06.41	29.54s	30.62s
8 INDOMITABLE SYMB	4	19.5m	15.3m (2)	6.0m (1)	2:07.13	28.82s	30.99s
2 YOUR GRACE	5	42.9m	5.5m (0)	10.5m (0)	2:08.96	29.88s	32.48s
5 ARMA WARRIOR	6	50.0m	4.4m (1)	16.2m (0)	2:09.52	30.38s	32.62s
6 ELLUCIFER	7	56.5m	0.0m (1)	13.6m (1)	2:10.03	30.50s	33.33s
1 MATTADOR MAGIC	8	126.4m	10.6m (0)	84.5m (0)	2:15.50	34.96s	33.56s

Finish Position and metres gained from 800m





## PJ Harness Analyser

Sectional Analysis Software - Not just a formguide!

[www.facebook.com/PJHarnessRacing](https://www.facebook.com/PJHarnessRacing)



RISE Digital, Harness Racing Australia nor the provider accepts any responsibility for the completeness or accuracy of any of the information contained herein, and makes no representations about its suitability for any particular purpose. Users should make their own judgements about those matters and/or seek independent advice. You assume all risks associated with use of data provided on this page

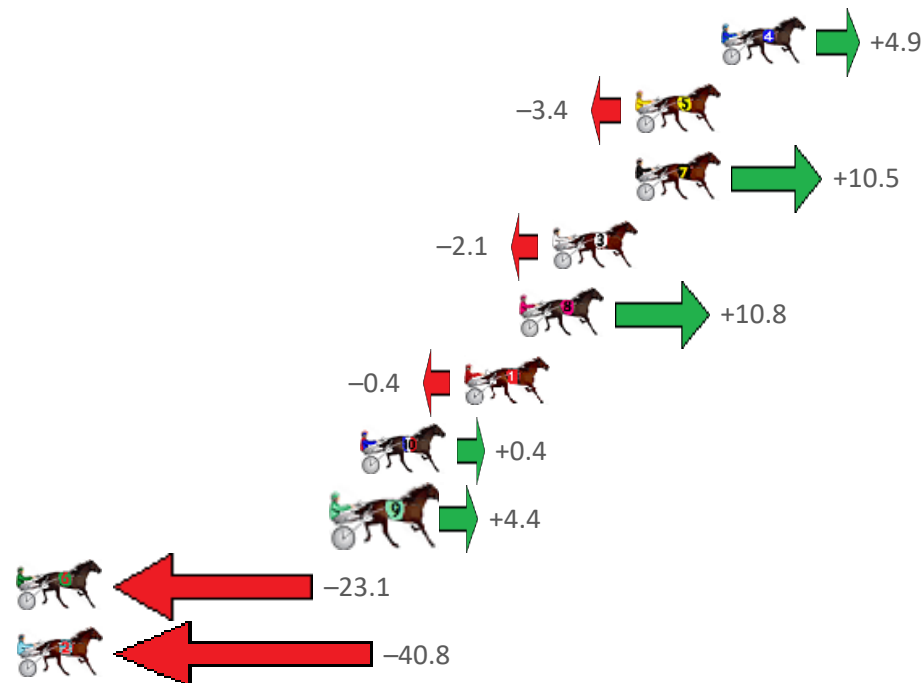
# Gloucester Park Race 2 Distance 1730m

Tuesday, 10 October 2023

Gross Time: 2:06.00 MileRate: 1:57.20 LeadTime: 8.00s First Qtr: 27.20s Second Qtr: 31.20s Third Qtr: 29.50s Fourth Qtr: 30.10s

NoHorse	Plc	Mar	800 Posi	400 Posi	Time	3rd Qtr	4th Qtr
4 ROCKNROLL SPIRIT	1	0.0m	4.9m (1)	0.0m (1)	2:06.00	29.14s	30.10s
5 BRODIE BOY	2	3.4m	0.0m (0)	2.1m (0)	2:06.27	29.66s	30.21s
7 EKARA NAVAJO	3	3.4m	13.9m (1)	16.2m (2)	2:06.27	29.68s	29.17s
3 SLAMMA ALABAMA	4	6.7m	4.6m (0)	7.8m (0)	2:06.53	29.74s	30.05s
8 LORD PUBLISHER	5	8.0m	18.8m (1)	18.1m (1)	2:06.63	29.46s	29.39s
1 REG LAWSON	6	10.2m	9.8m (0)	12.2m (2)	2:06.80	29.68s	30.00s
10 SPINNER OF YARNS	7	14.3m	14.7m (0)	15.1m (0)	2:07.13	29.54s	30.11s
9 ERA	8	15.0m	19.4m (0)	20.0m (0)	2:07.18	29.56s	29.80s
6 NANCY KAY	9	32.1m	9.0m (1)	15.7m (3)	2:08.53	30.00s	31.47s
2 MONTEGO	10	41.9m	1.1m (1)	12.4m (1)	2:09.30	30.34s	32.48s

## Finish Position and metres gained from 800m





## PJ Harness Analyser

Sectional Analysis Software - Not just a formguide!

[www.facebook.com/PJHarnessRacing](http://www.facebook.com/PJHarnessRacing)



RISE Digital, Harness Racing Australia nor the provider accepts any responsibility for the completeness or accuracy of any of the information contained herein, and makes no representations about its suitability for any particular purpose. Users should make their own judgements about those matters and/or seek independent advice. You assume all risks associated with use of data provided on this page

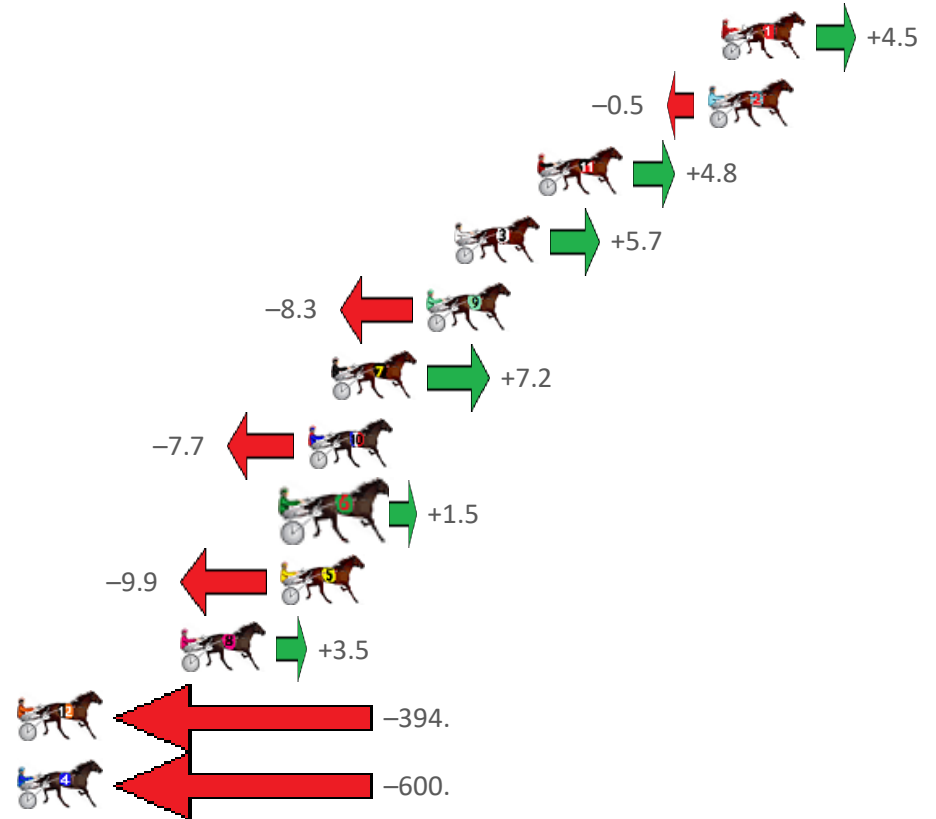
# Gloucester Park Race 3 Distance 2130m

Tuesday, 10 October 2023

Gross Time: 2:38.40 MileRate: 1:59.60 LeadTime: 38.40s First Qtr: 31.00s Second Qtr: 30.40s Third Qtr: 28.70s Fourth Qtr: 29.90s

NoHorse	Plc	Mar	800 Posi	400 Posi	Time	3rd Qtr	4th Qtr
1 PATRIKIAR	1	0.0m	4.5m (0)	4.4m (0)	2:38.40	28.70s	29.58s
2 BLOCKJORG	2	0.5m	0.0m (0)	0.0m (0)	2:38.44	28.70s	29.94s
11 VALHALLA MISS	3	7.3m	12.1m (1)	8.0m (2)	2:38.97	28.42s	29.89s
3 TOO BEE WATCHING	4	10.6m	16.3m (1)	12.7m (2)	2:39.23	28.46s	29.81s
9 UNLUCKY	5	11.7m	3.4m (1)	6.4m (1)	2:39.32	28.92s	30.35s
7 TORREVEAN AMY	6	15.5m	22.7m (0)	20.4m (3)	2:39.61	28.57s	29.63s
10 LIL DELIGHT	7	16.4m	8.7m (0)	10.7m (0)	2:39.68	28.86s	30.40s
6 EYE BETTER	8	17.0m	18.5m (0)	17.3m (0)	2:39.73	28.64s	29.97s
5 FIREBALL FRIDAY	9	17.5m	7.6m (1)	10.5m (1)	2:39.77	28.92s	30.51s
8 SECRET REACTION	10	21.5m	25.0m (1)	20.7m (4)	2:40.08	28.43s	30.08s
12 COURAGE OF LOMB	11	408.3m	13.5m (0)	16.0m (1)	3:10.38	28.90s	60.72s
4 JOLTED CHARM	12	621.1m	20.5m (1)	16.8m (2)	3:27.05	28.46s	77.33s

Finish Position and metres gained from 800m





## PJ Harness Analyser

Sectional Analysis Software - Not just a formguide!

[www.facebook.com/PJHarnessRacing](http://www.facebook.com/PJHarnessRacing)



RISE Digital, Harness Racing Australia nor the provider accepts any responsibility for the completeness or accuracy of any of the information contained herein, and makes no representations about its suitability for any particular purpose. Users should make their own judgements about those matters and/or seek independent advice. You assume all risks associated with use of data provided on this page

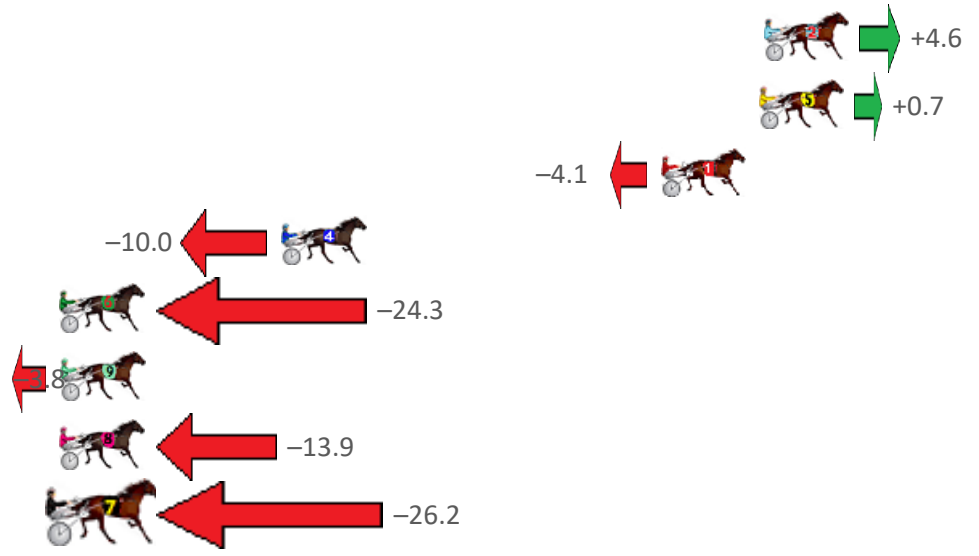
# Gloucester Park Race 4 Distance 2130m

Tuesday, 10 October 2023

Gross Time: 2:39.50 MileRate: 2:00.50 LeadTime: 40.80s First Qtr: 33.20s Second Qtr: 28.90s Third Qtr: 28.00s Fourth Qtr: 28.60s

NoHorse	Plc	Mar	800 Posi	400 Posi	Time	3rd Qtr	4th Qtr
2 ADVANTAGE	1	0.0m	4.6m (0)	5.7m (0)	2:39.50	28.08s	28.20s
5 HOTLY PURSUED	2	0.2m	0.9m (1)	1.7m (1)	2:39.52	28.06s	28.49s
1 SOHO SANTORINI	3	4.1m	0.0m (0)	0.0m (0)	2:39.81	28.00s	28.91s
4 CHIVALRY	4	19.2m	9.2m (0)	14.8m (0)	2:40.94	28.40s	29.00s
6 BRONZED	5	29.8m	5.5m (1)	10.0m (1)	2:41.74	28.32s	30.14s
9 GOTA GOOD WARH	6	33.1m	29.3m (1)	28.2m (1)	2:41.99	27.94s	29.10s
8 IDEAL WHITBY	7	40.9m	27.0m (0)	33.3m (0)	2:42.57	28.46s	29.33s
7 FIORD	8	43.2m	17.0m (0)	25.6m (0)	2:42.74	28.62s	30.04s

## Finish Position and metres gained from 800m





## PJ Harness Analyser

Sectional Analysis Software - Not just a formguide!

www.facebook.com/PJHarnessRacing



RISE Digital, Harness Racing Australia nor the provider accepts any responsibility for the completeness or accuracy of any of the information contained herein, and makes no representations about its suitability for any particular purpose. Users should make their own judgements about those matters and/or seek independent advice. You assume all risks associated with use of data provided on this page

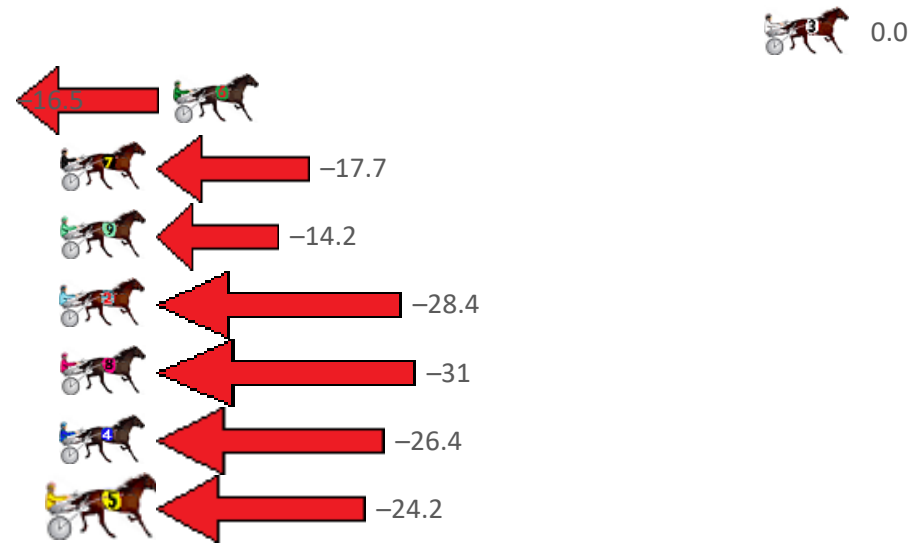
# Gloucester Park Race 5 Distance 2130m

Tuesday, 10 October 2023

Gross Time: 2:37.10 MileRate: 1:58.70 LeadTime: 38.50s First Qtr: 31.50s Second Qtr: 31.00s Third Qtr: 28.60s Fourth Qtr: 27.50s

NoHorse	Plc	Mar	800 Posi	400 Posi	Time	3rd Qtr	4th Qtr
3 HENRIK LARSSON	1	0.0m	0.0m (0)	0.0m (0)	2:37.10	28.60s	27.50s
6 PATH OF GOLD	2	23.5m	7.0m (1)	14.1m (1)	2:38.80	29.08s	28.22s
7 PRINCE SAHARA	3	28.7m	11.0m (1)	18.1m (1)	2:39.18	29.08s	28.31s
9 GOV STARZZZ	4	31.9m	17.7m (0)	23.5m (0)	2:39.41	28.98s	28.17s
2 BETTOR MY DREAMZ	5	32.9m	4.5m (0)	8.6m (0)	2:39.48	28.88s	29.28s
8 WALSH	6	33.8m	2.8m (1)	9.8m (1)	2:39.55	29.08s	29.26s
4 TUX AND TAILS	7	35.1m	8.7m (0)	13.5m (0)	2:39.64	28.92s	29.10s
5 BATAVIA BLACKHOLE	8	37.1m	12.9m (0)	18.9m (0)	2:39.78	29.00s	28.86s

Finish Position and metres gained from 800m





## PJ Harness Analyser

Sectional Analysis Software - Not just a formguide!

[www.facebook.com/PJHarnessRacing](http://www.facebook.com/PJHarnessRacing)



RISE Digital, Harness Racing Australia nor the provider accepts any responsibility for the completeness or accuracy of any of the information contained herein, and makes no representations about its suitability for any particular purpose. Users should make their own judgements about those matters and/or seek independent advice. You assume all risks associated with use of data provided on this page


# Gloucester Park Race 6 Distance 2536m

Tuesday, 10 October 2023

Gross Time: 3:14.30 MileRate: 2:03.30 LeadTime: 72.30s First Qtr: 32.60s Second Qtr: 31.80s Third Qtr: 28.70s Fourth Qtr: 28.90s

NoHorse	Plc	Mar	800 Posi	400 Posi	Time	3rd Qtr	4th Qtr
1 THE WILDCARD	1	0.0m	0.0m (0)	0.0m (0)	3:14.30	28.70s	28.90s
10 BEE JAYS BOY	2	3.5m	4.2m (0)	5.9m (1)	3:14.57	28.82s	28.74s
2 MADDYS NINO	3	4.3m	1.7m (1)	1.4m (1)	3:14.63	28.68s	29.12s
6 CRACKA TINNY	4	10.0m	6.5m (1)	7.0m (2)	3:15.06	28.74s	29.15s
8 STRIKE MASTER	5	11.4m	15.1m (1)	15.2m (2)	3:15.16	28.70s	28.68s
9 DOCTOR STEVE	6	11.6m	17.7m (0)	19.6m (1)	3:15.18	28.84s	28.38s
5 EUSTON FLYER	7	14.0m	13.2m (0)	15.7m (1)	3:15.36	28.88s	28.84s
7 BELONERO	8	15.7m	10.9m (1)	11.5m (1)	3:15.49	28.74s	29.27s
4 CARUBA	9	20.0m	8.7m (0)	10.6m (0)	3:15.82	28.84s	29.66s
3 ACOLTNAMEDSU	10	22.8m	20.2m (1)	20.5m (2)	3:16.03	28.72s	29.17s

Finish Position and metres gained from 800m





## PJ Harness Analyser

Sectional Analysis Software - Not just a formguide!

[www.facebook.com/PJHarnessRacing](https://www.facebook.com/PJHarnessRacing)



RISE Digital, Harness Racing Australia nor the provider accepts any responsibility for the completeness or accuracy of any of the information contained herein, and makes no representations about its suitability for any particular purpose. Users should make their own judgements about those matters and/or seek independent advice. You assume all risks associated with use of data provided on this page

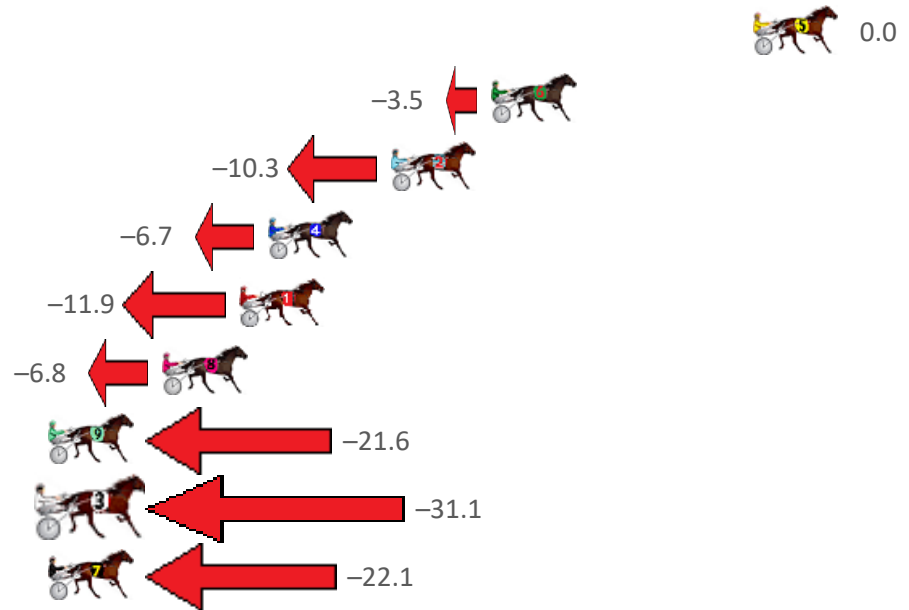
# Gloucester Park Race 7 Distance 2130m

Tuesday, 10 October 2023

Gross Time: 2:36.50 MileRate: 1:58.20 LeadTime: 36.30s First Qtr: 31.30s Second Qtr: 31.10s Third Qtr: 29.40s Fourth Qtr: 28.40s

NoHorse	Plc	Mar	800 Posi	400 Posi	Time	3rd Qtr	4th Qtr
5 MACHS BETTOR	1	0.0m	0.0m (0)	0.0m (0)	2:36.50	29.40s	28.40s
6 BLUE BLAZER	2	10.4m	6.9m (1)	5.6m (2)	2:37.28	29.30s	28.77s
2 IM SPIDERMAN	3	14.4m	4.1m (0)	4.2m (0)	2:37.57	29.40s	29.17s
4 SOUND WAVE	4	19.3m	12.6m (0)	13.7m (0)	2:37.94	29.46s	28.86s
1 ANOTHER MOUSE	5	20.4m	8.5m (0)	8.9m (0)	2:38.02	29.42s	29.28s
8 THE RIGHTEOUS	6	23.5m	16.7m (0)	17.5m (0)	2:38.25	29.44s	28.89s
9 ART REVIVAL	7	32.8m	11.2m (1)	11.2m (1)	2:38.95	29.38s	30.04s
3 MAJOR ARTIST	8	33.8m	2.7m (1)	3.4m (1)	2:39.02	29.44s	30.68s
7 IDEAL SECRET	9	43.2m	21.1m (0)	22.3m (0)	2:39.72	29.46s	30.02s

Finish Position and metres gained from 800m





## PJ Harness Analyser

Sectional Analysis Software - Not just a formguide!

[www.facebook.com/PJHarnessRacing](https://www.facebook.com/PJHarnessRacing)



RISE Digital, Harness Racing Australia nor the provider accepts any responsibility for the completeness or accuracy of any of the information contained herein, and makes no representations about its suitability for any particular purpose. Users should make their own judgements about those matters and/or seek independent advice. You assume all risks associated with use of data provided on this page


# Gloucester Park Race 8 Distance 2536m

Tuesday, 10 October 2023

Gross Time: 3:08.70 MileRate: 1:59.70 LeadTime: 69.60s First Qtr: 31.60s Second Qtr: 29.10s Third Qtr: 28.70s Fourth Qtr: 29.70s

NoHorse	Plc	Mar	800 Posi	400 Posi	Time	3rd Qtr	4th Qtr
4 LUCAPELO	1	0.0m	0.0m (0)	0.0m (0)	3:08.70	28.70s	29.70s
2 CAPTAINS BEACHBA	2	28.1m	8.1m (0)	13.6m (2)	3:10.89	29.10s	30.90s
8 DARDY BOY	3	28.4m	3.4m (1)	11.1m (1)	3:10.91	29.26s	31.11s
3 PRIDDAH	4	32.5m	16.0m (1)	18.2m (1)	3:11.23	28.88s	30.91s
7 THE PARTY BOY	5	37.4m	23.8m (0)	29.5m (1)	3:11.61	29.14s	30.47s
5 HAVE AGO JOE	6	37.5m	20.2m (1)	26.8m (2)	3:11.62	29.20s	30.67s
1 FIREPLAY	7	38.5m	4.2m (0)	10.8m (0)	3:11.70	29.18s	31.92s
9 CAVALRY CALL	8	46.8m	12.1m (1)	24.8m (1)	3:12.34	29.64s	31.54s
6 BEALAWYER	9	50.1m	18.5m (0)	28.4m (0)	3:12.60	29.44s	31.54s
10 TEPELO STAR	10	50.5m	13.5m (0)	20.7m (0)	3:12.63	29.24s	32.13s

## Finish Position and metres gained from 800m



## PJ Harness Analyser

Sectional Analysis Software - Not just a formguide!

[www.facebook.com/PJHarnessRacing](http://www.facebook.com/PJHarnessRacing)

RISE Digital, Harness Racing Australia nor the provider accepts any responsibility for the completeness or accuracy of any of the information contained herein, and makes no representations about its suitability for any particular purpose. Users should make their own judgements about those matters and/or seek independent advice. You assume all risks associated with use of data provided on this page



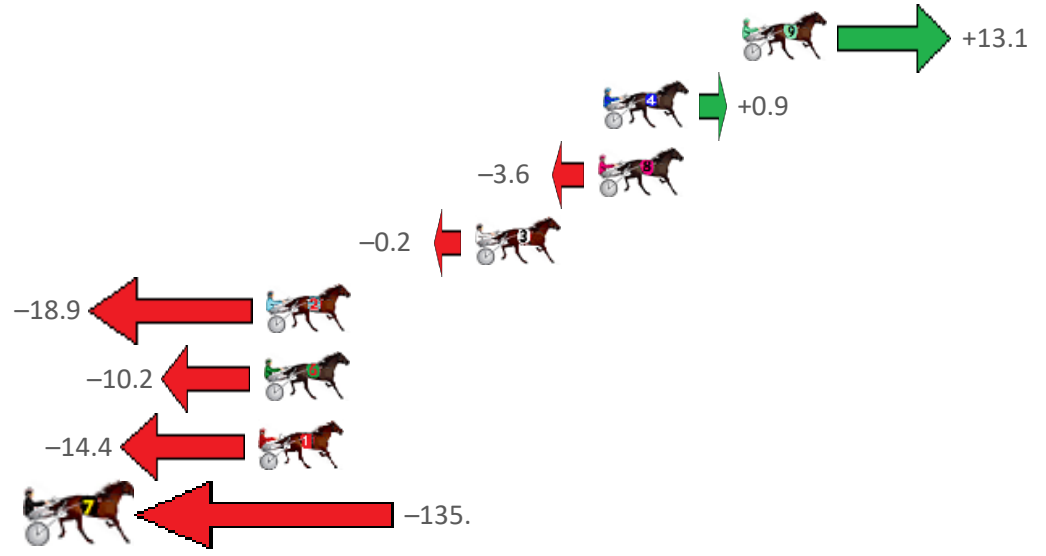
# Gloucester Park Race 9 Distance 2130m

Tuesday, 10 October 2023

Gross Time: 2:39.90 MileRate: 2:00.80 LeadTime: 37.90s First Qtr: 31.40s Second Qtr: 30.30s Third Qtr: 30.10s Fourth Qtr: 30.20s

NoHorse	Plc	Mar	800 Posi	400 Posi	Time	3rd Qtr	4th Qtr
9 SISTER ACT	1	0.0m	13.1m (0)	13.1m (2)	2:39.90	30.10s	29.22s
4 MISS LAUREL LEA	2	5.5m	6.4m (1)	5.6m (1)	2:40.33	30.04s	30.21s
8 ALFA PRINCESS	3	5.7m	2.1m (1)	1.4m (1)	2:40.35	30.04s	30.55s
3 UNEARTHED	4	10.6m	10.4m (1)	9.9m (1)	2:40.74	30.06s	30.30s
2 IMMACHULATE	5	18.9m	0.0m (0)	0.0m (0)	2:41.39	30.10s	31.69s
6 SHES A LUCKY PENN	6	19.0m	8.8m (0)	8.5m (0)	2:41.40	30.08s	31.06s
1 STAR OF KAOS	7	19.2m	4.8m (0)	4.8m (0)	2:41.42	30.10s	31.36s
7 FOLLOW MY STRIDE	8	144.0m	9.0m (2)	28.3m (2)	2:51.29	31.55s	39.46s

Finish Position and metres gained from 800m





## PJ Harness Analyser

Sectional Analysis Software - Not just a formguide!

[www.facebook.com/PJHarnessRacing](http://www.facebook.com/PJHarnessRacing)



RISE Digital, Harness Racing Australia nor the provider accepts any responsibility for the completeness or accuracy of any of the information contained herein, and makes no representations about its suitability for any particular purpose. Users should make their own judgements about those matters and/or seek independent advice. You assume all risks associated with use of data provided on this page