


Gloucester Park Race 1 Distance 1730m

Friday, 13 October 2023

Gross Time: 2:03.00 MileRate: 1:54.40 LeadTime: 7.50s First Qtr: 27.80s Second Qtr: 30.20s Third Qtr: 29.00s Fourth Qtr: 28.50s

NoHorse	Plc	Mar	800 Posi	400 Posi	Time	3rd Qtr	4th Qtr
1 FESS UP	1	0.0m	1.1m (0)	0.0m (0)	2:03.00	28.92s	28.50s
11 IM THE BLACK FLASH	2	1.2m	13.0m (1)	15.1m (1)	2:03.09	29.14s	27.51s
6 ULTIMATE ROCKER	3	3.3m	5.0m (0)	3.9m (0)	2:03.25	28.92s	28.47s
8 VINTAGE BLU	4	9.6m	0.0m (1)	2.6m (1)	2:03.72	29.18s	29.04s
10 BURGHLEY SHARD	5	10.2m	8.9m (0)	7.6m (0)	2:03.76	28.90s	28.72s
12 MISTA EDITORIAL	6	14.6m	13.3m (0)	11.8m (0)	2:04.09	28.88s	28.75s
4 LONGREACH BAY	7	16.4m	5.0m (1)	7.3m (1)	2:04.23	29.16s	29.21s
5 SHOWPONY	8	18.1m	17.2m (1)	19.6m (1)	2:04.35	29.16s	28.45s
7 MY ULTIMATE BAXTE	9	18.7m	21.1m (1)	23.8m (1)	2:04.40	29.18s	28.20s
9 YANKEE LINCOLN	10	20.6m	18.3m (0)	16.0m (0)	2:04.54	28.82s	28.90s
3 ME FLASH	11	22.4m	8.9m (1)	6.8m (2)	2:04.68	28.84s	29.69s
2 GORDON	12	32.2m	11.4m (2)	10.8m (3)	2:05.41	28.95s	30.14s

Finish Position and metres gained from 800m



PJ Harness Analyser
Sectional Analysis Software – Not just a formguide!

www.facebook.com/PJHarnessRacing



RISE Digital, Harness Racing Australia nor the provider accepts any responsibility for the completeness or accuracy of any of the information contained herein, and makes no representations about its suitability for any particular purpose. Users should make their own judgements about those matters and/or seek independent advice. You assume all risks associated with use of data provided on this page


Gloucester Park Race 2 Distance 2130m

Friday, 13 October 2023

Gross Time: 2:33.50 MileRate: 1:56.00 LeadTime: 34.60s First Qtr: 31.50s Second Qtr: 30.40s Third Qtr: 28.80s Fourth Qtr: 28.20s

NoHorse	Plc	Mar	800 Posi	400 Posi	Time	3rd Qtr	4th Qtr
10 TRICKY MIKI	1	0.0m	5.3m (1)	2.6m (2)	2:33.50	28.60s	28.02s
11 SOHO DOW JONES	2	12.3m	9.5m (1)	6.8m (2)	2:34.41	28.60s	28.63s
12 MUSZTANG	3	18.0m	13.4m (1)	11.6m (1)	2:34.83	28.66s	28.71s
2 PER ARDUA AD ASTR	4	20.5m	0.0m (0)	0.0m (0)	2:35.02	28.80s	29.72s
8 ROCKNROLL ELLIOT	5	22.4m	17.0m (0)	16.1m (0)	2:35.16	28.72s	28.72s
7 AMAZING AMERICA	6	23.4m	8.7m (0)	6.5m (1)	2:35.23	28.64s	29.47s
1 COOPER	7	24.1m	3.9m (0)	4.0m (0)	2:35.29	28.80s	29.71s
4 CLASSIC CHOICE	8	25.3m	1.1m (1)	1.2m (1)	2:35.37	28.80s	29.99s
6 STATE OF HEAVEN	9	25.7m	8.7m (2)	4.6m (3)	2:35.40	28.51s	29.78s
5 AZTERIAN	10	26.9m	13.1m (2)	9.1m (3)	2:35.49	28.51s	29.55s
3 SOHO GIGOLO	11	28.6m	12.9m (0)	11.6m (0)	2:35.62	28.70s	29.50s
9 ROBBIE EASTON	12	32.1m	20.1m (1)	16.4m (1)	2:35.88	28.52s	29.42s

Finish Position and metres gained from 800m







Harness Analyser

Sectional Analysis Software – Not just a formguide!

www.facebook.com/PJHarnessRacing



RISE Digital, Harness Racing Australia nor the provider accepts any responsibility for the completeness or accuracy of any of the information contained herein, and makes no representations about its suitability for any particular purpose. Users should make their own judgements about those matters and/or seek independent advice. You assume all risks associated with use of data provided on this page

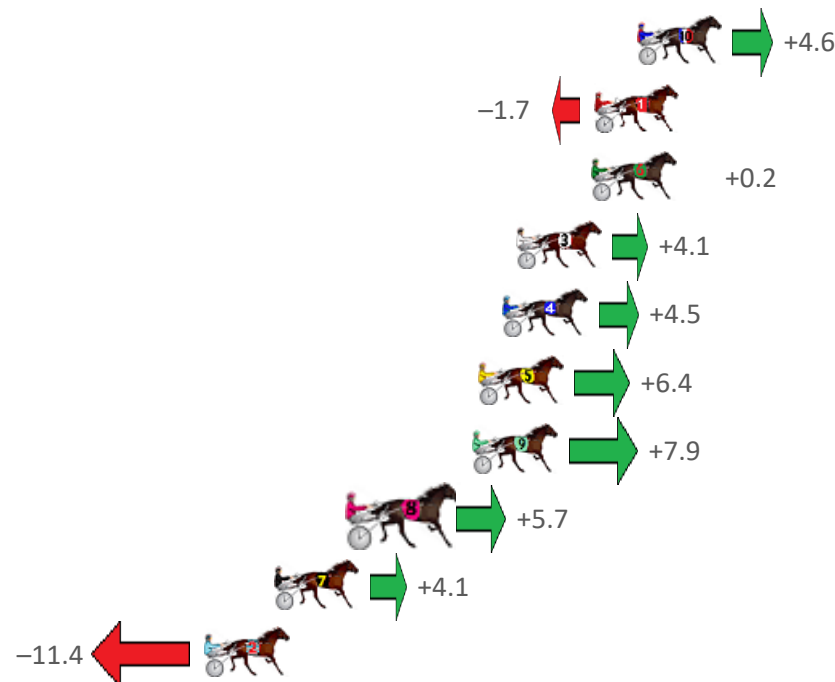
Gloucester Park Race 3 Distance 2536m

Friday, 13 October 2023

Gross Time: 3:05.10 MileRate: 1:57.50 LeadTime: 69.50s First Qtr: 29.80s Second Qtr: 29.50s Third Qtr: 27.90s Fourth Qtr: 28.40s

NoHorse	Plc	Mar	800 Posi	400 Posi	Time	3rd Qtr	4th Qtr
10 CORDERO	1	0.0m	4.6m (0)	4.3m (0)	3:05.10	27.88s	28.10s
1 SEERYANFLY	2	1.7m	0.0m (0)	0.0m (0)	3:05.23	27.90s	28.53s
6 VALENTINES BROOK	3	1.8m	2.0m (1)	0.6m (1)	3:05.23	27.80s	28.49s
3 WHATABRO	4	4.8m	8.9m (0)	8.3m (0)	3:05.46	27.86s	28.18s
4 IMA FIVESTAR GENE	5	5.3m	9.8m (1)	10.1m (2)	3:05.50	27.92s	28.09s
5 LAMANDIER	6	6.3m	12.7m (0)	12.0m (0)	3:05.57	27.86s	28.03s
9 OTIS	7	6.5m	14.4m (1)	5.5m (2)	3:05.58	27.28s	28.50s
8 GETN WIGGY WITHIT	8	11.0m	16.7m (0)	17.2m (0)	3:05.92	27.94s	28.02s
7 THOMSON BAY	9	14.4m	18.5m (1)	14.9m (1)	3:06.17	27.66s	28.43s
2 JASPERVELLABEACH	10	17.2m	5.8m (1)	7.5m (1)	3:06.38	28.02s	29.16s

Finish Position and metres gained from 800m



PJ Harness Analyser

Sectional Analysis Software – Not just a formguide!

www.facebook.com/PJHarnessRacing



RISE Digital, Harness Racing Australia nor the provider accepts any responsibility for the completeness or accuracy of any of the information contained herein, and makes no representations about its suitability for any particular purpose. Users should make their own judgements about those matters and/or seek independent advice. You assume all risks associated with use of data provided on this page

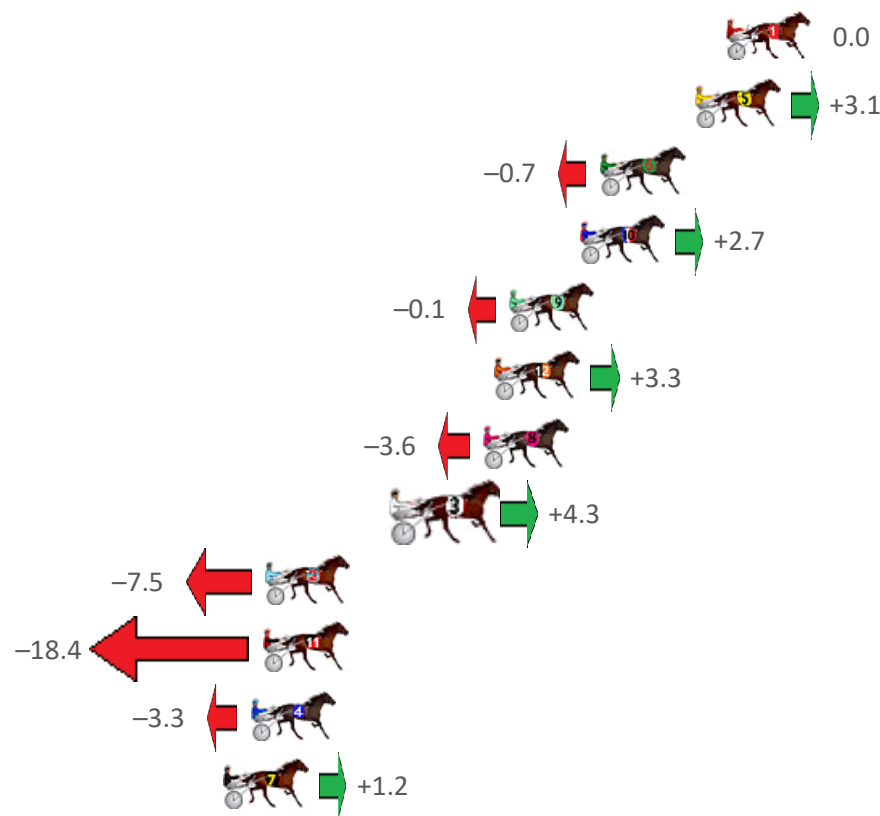
Gloucester Park Race 4 Distance 2130m

Friday, 13 October 2023

Gross Time: 2:34.70 MileRate: 1:56.90 LeadTime: 37.00s First Qtr: 30.80s Second Qtr: 30.40s Third Qtr: 28.30s Fourth Qtr: 28.20s

NoHorse	Plc	Mar	800 Posi	400 Posi	Time	3rd Qtr	4th Qtr
1 TALKS UP A STORM	1	0.0m	0.0m (0)	0.0m (0)	2:34.70	28.30s	28.20s
5 WATTS UP SUNSHIN	2	1.2m	4.3m (0)	4.3m (0)	2:34.79	28.30s	27.99s
6 THE CODE BREAKER	3	5.0m	4.3m (1)	8.0m (1)	2:35.07	28.56s	28.01s
10 MASTER PUBLISHER	4	5.8m	8.5m (0)	8.3m (0)	2:35.13	28.28s	28.05s
9 VAMPIRO	5	8.6m	8.5m (1)	12.6m (1)	2:35.34	28.58s	27.96s
12 ALCOPONY	6	9.2m	12.5m (0)	12.5m (0)	2:35.38	28.30s	28.00s
8 YOURE SO FINE	7	9.6m	6.0m (2)	4.1m (2)	2:35.41	28.16s	28.63s
3 BABYFACE ADDA	8	12.8m	17.1m (0)	17.1m (0)	2:35.65	28.30s	27.95s
2 FASTER THAN DAD	9	18.3m	10.8m (2)	8.9m (2)	2:36.06	28.16s	28.93s
11 JETT STAR	10	18.4m	0.0m (1)	4.0m (1)	2:36.06	28.58s	29.28s
4 EL CHEMA	11	18.9m	15.6m (1)	16.3m (1)	2:36.10	28.34s	28.46s
7 MR FANTASTIC	12	20.0m	21.2m (0)	21.1m (1)	2:36.18	28.29s	28.20s

Finish Position and metres gained from 800m



PJ Harness Analyser

Sectional Analysis Software – Not just a formguide!

www.facebook.com/PJHarnessRacing



RISE Digital, Harness Racing Australia nor the provider accepts any responsibility for the completeness or accuracy of any of the information contained herein, and makes no representations about its suitability for any particular purpose. Users should make their own judgements about those matters and/or seek independent advice. You assume all risks associated with use of data provided on this page

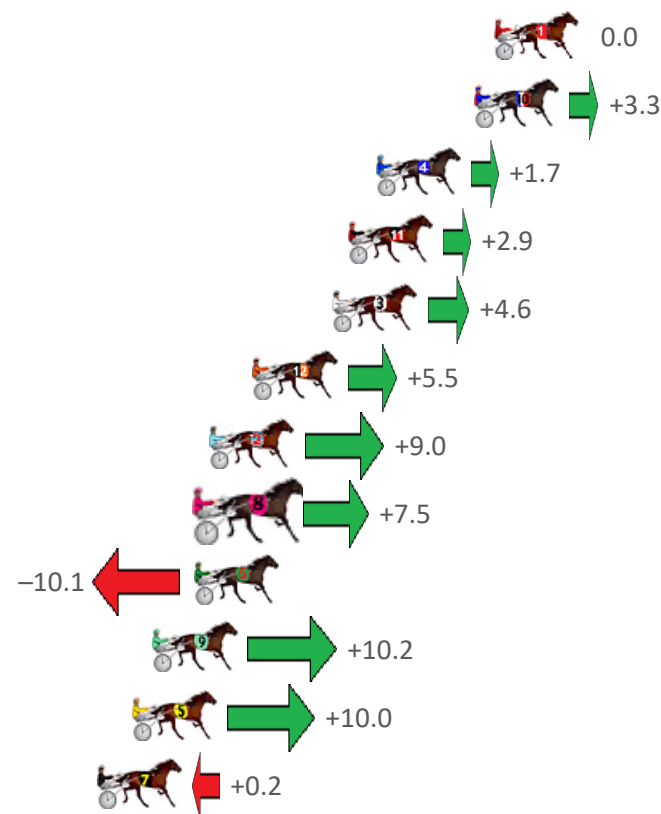
Gloucester Park Race 5 Distance 2536m

Friday, 13 October 2023

Gross Time: 3:03.50 MileRate: 1:56.40 LeadTime: 67.60s First Qtr: 30.60s Second Qtr: 29.10s Third Qtr: 27.70s Fourth Qtr: 28.50s

NoHorse	Plc	Mar	800 Posi	400 Posi	Time	3rd Qtr	4th Qtr
1 JUMPINGJACKMAC	1	0.0m	0.0m (0)	0.0m (0)	3:03.50	27.70s	28.50s
10 DIEGO	2	0.8m	4.1m (0)	4.9m (0)	3:03.56	27.76s	28.22s
4 TENZING BROMAC	3	4.7m	6.4m (1)	6.9m (1)	3:03.85	27.74s	28.37s
11 GALACTIC STAR	4	5.8m	8.7m (0)	9.7m (0)	3:03.93	27.78s	28.25s
3 STEEL THE SHOW	5	6.4m	11.0m (1)	11.2m (1)	3:03.98	27.72s	28.20s
12 PRINCE OF PLEASUR	6	9.6m	15.1m (1)	15.1m (1)	3:04.22	27.71s	28.17s
2 HIMSELF	7	11.3m	20.3m (1)	19.5m (1)	3:04.35	27.66s	27.98s
8 WILDWEST	8	11.4m	18.9m (0)	14.9m (0)	3:04.35	27.44s	28.31s
6 MINSTREL	9	11.9m	1.8m (1)	2.6m (1)	3:04.39	27.76s	29.21s
9 PATRONUS STAR	10	13.6m	23.8m (0)	19.5m (0)	3:04.52	27.42s	28.16s
5 MIGHTY RONALDO	11	14.4m	24.4m (1)	23.5m (1)	3:04.58	27.66s	27.94s
7 PINNY TIGER	12	15.8m	16.0m (2)	11.2m (2)	3:04.68	27.38s	28.90s

Finish Position and metres gained from 800m



PJ Harness Analyser

Sectional Analysis Software – Not just a formguide!

www.facebook.com/PJHarnessRacing



RISE Digital, Harness Racing Australia nor the provider accepts any responsibility for the completeness or accuracy of any of the information contained herein, and makes no representations about its suitability for any particular purpose. Users should make their own judgements about those matters and/or seek independent advice. You assume all risks associated with use of data provided on this page

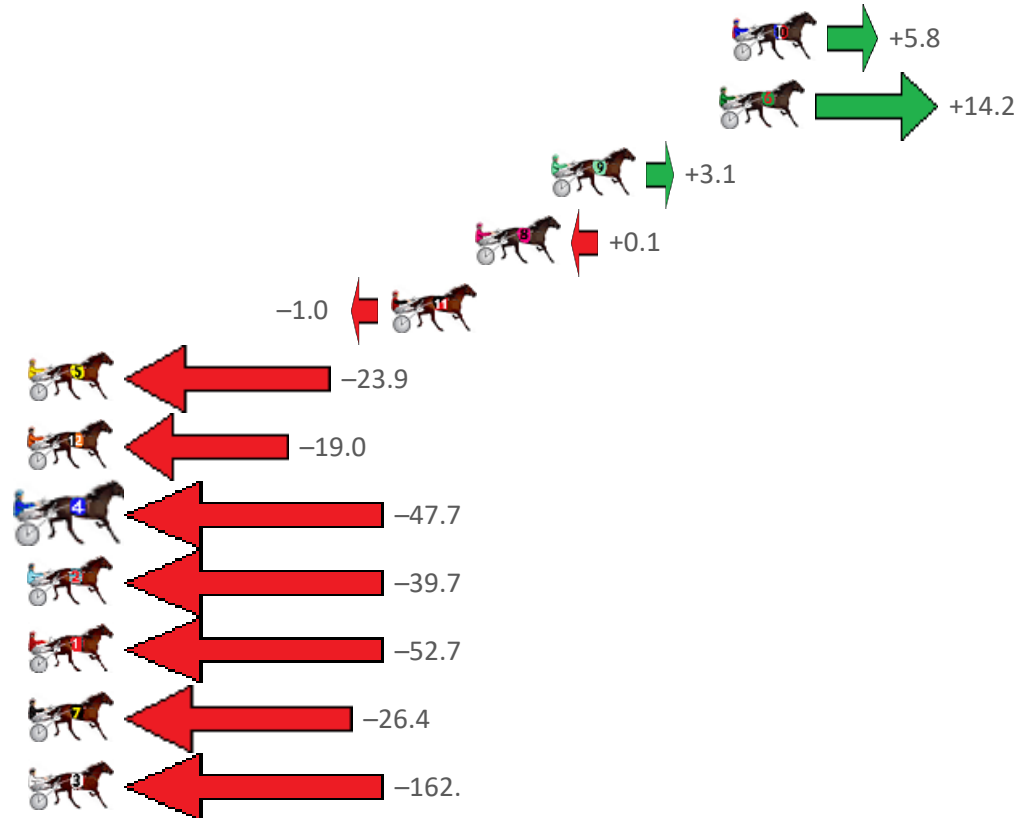
Gloucester Park Race 6 Distance 2130m

Friday, 13 October 2023

Gross Time: 2:33.00 MileRate: 1:55.60 LeadTime: 35.00s First Qtr: 30.00s Second Qtr: 29.80s Third Qtr: 29.00s Fourth Qtr: 29.20s

NoHorse	Plc	Mar	800 Posi	400 Posi	Time	3rd Qtr	4th Qtr
10 CYCLONE CHARLOTT	1	0.0m	5.8m (2)	0.0m (0)	2:33.00	28.58s	29.20s
6 BEYOND THE SEA	2	0.5m	14.7m (1)	9.4m (2)	2:33.04	28.62s	28.56s
9 TAKING THE MIKI	3	7.2m	10.3m (1)	13.3m (2)	2:33.55	29.22s	28.79s
8 STORMYSKYES	4	10.2m	10.3m (2)	5.0m (2)	2:33.78	28.62s	29.62s
11 SAHARA STORM	5	13.5m	12.5m (0)	14.1m (3)	2:34.03	29.12s	29.21s
5 MISS LAMARR	6	28.3m	4.4m (1)	7.2m (1)	2:35.17	29.20s	30.85s
12 SHEZA BROMAC	7	35.9m	16.9m (0)	23.2m (2)	2:35.75	29.46s	30.27s
4 PAROQUET	8	47.7m	0.0m (1)	5.2m (0)	2:36.65	29.38s	32.48s
2 SIMPLY SHAZ	9	48.3m	8.6m (0)	20.4m (1)	2:36.70	29.86s	31.42s
1 SPORT SPORT SPORT	10	57.4m	4.7m (0)	19.9m (0)	2:37.40	30.10s	32.16s
7 ALCIPPES DELIGHT	11	58.9m	32.5m (0)	38.9m (0)	2:37.51	29.48s	30.90s
3 EXTRAORDINARY MA	12	162.9m	0.6m (0)	14.1m (0)	2:45.48	29.98s	40.66s

Finish Position and metres gained from 800m







PJ Harness Analyser

Sectional Analysis Software – Not just a formguide!

www.facebook.com/PJHarnessRacing



RISE Digital, Harness Racing Australia nor the provider accepts any responsibility for the completeness or accuracy of any of the information contained herein, and makes no representations about its suitability for any particular purpose. Users should make their own judgements about those matters and/or seek independent advice. You assume all risks associated with use of data provided on this page

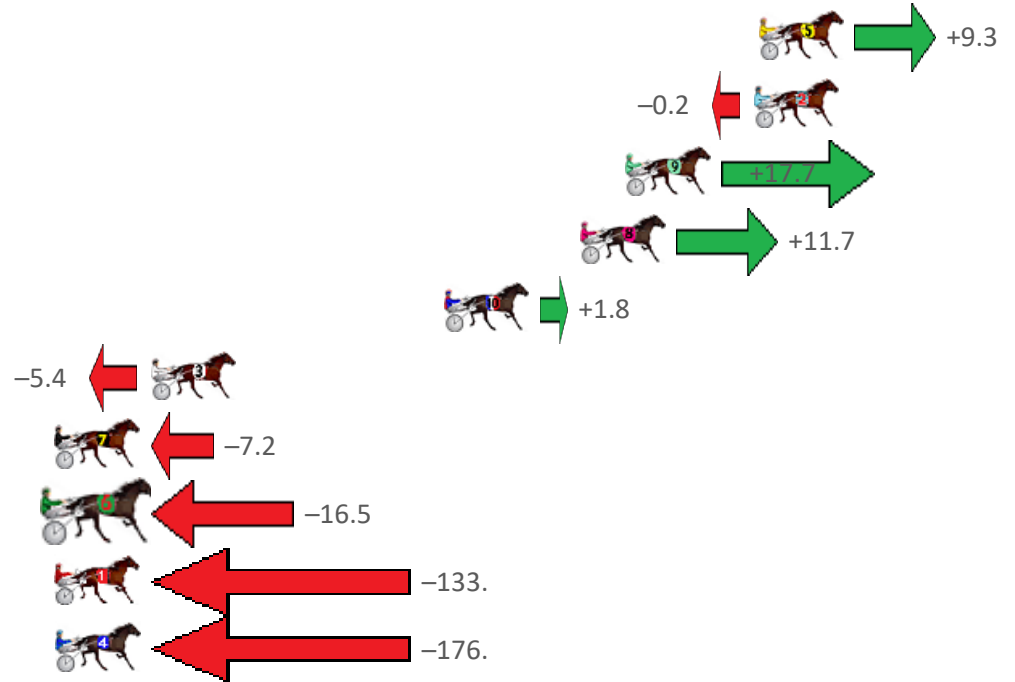
Gloucester Park Race 7 Distance 2536m

Friday, 13 October 2023

Gross Time: 3:03.70 MileRate: 1:56.60 LeadTime: 66.50s First Qtr: 30.10s Second Qtr: 29.10s Third Qtr: 28.70s Fourth Qtr: 29.30s

NoHorse	Plc	Mar	800 Posi	400 Posi	Time	3rd Qtr	4th Qtr
5 MISTER SMARTEE	1	0.0m	9.3m (1)	9.2m (0)	3:03.70	28.70s	28.64s
2 MIKIS BEACH	2	0.2m	0.0m (0)	0.0m (0)	3:03.72	28.70s	29.32s
9 ROLLING FIRE	3	5.3m	23.0m (0)	22.8m (1)	3:04.11	28.70s	28.07s
8 LOMBO MITCHINSO	4	7.1m	18.8m (0)	20.0m (0)	3:04.25	28.80s	28.41s
10 HEZ ALL THE RAGE	5	12.5m	14.3m (0)	15.5m (0)	3:04.66	28.80s	29.14s
3 CROWD CONTROL	6	24.2m	18.8m (1)	18.6m (1)	3:05.56	28.70s	29.82s
7 SORRIDERE	7	33.0m	25.8m (1)	26.1m (2)	3:06.24	28.74s	29.95s
6 SKYLOU	8	37.5m	21.0m (2)	21.7m (2)	3:06.58	28.76s	30.62s
1 FRISKY STYX	9	143.7m	10.1m (0)	29.4m (0)	3:14.74	30.10s	38.22s
4 VELOCPEDE	10	190.6m	14.6m (1)	125.7m (1)	3:18.35	36.72s	34.88s

Finish Position and metres gained from 800m



PJ Harness Analyser
Sectional Analysis Software – Not just a formguide!

www.facebook.com/PJHarnessRacing



RISE Digital, Harness Racing Australia nor the provider accepts any responsibility for the completeness or accuracy of any of the information contained herein, and makes no representations about its suitability for any particular purpose. Users should make their own judgements about those matters and/or seek independent advice. You assume all risks associated with use of data provided on this page

Gloucester Park Race 8 Distance 2130m

Friday, 13 October 2023

Gross Time: 2:33.30 MileRate: 1:55.80 LeadTime: 36.30s First Qtr: 29.40s Second Qtr: 28.80s Third Qtr: 29.40s Fourth Qtr: 29.40s


NoHorse	Plc	Mar	800 Posi	400 Posi	Time	3rd Qtr	4th Qtr
---------	-----	-----	----------	----------	------	---------	---------

Finish Position and metres gained from 800m

2 WHOS THE DAD	1	0.0m	0.0m (0)	0.0m (0)	2:33.30	29.40s	29.40s
9 HILLVIEW BONDI	2	19.5m	1.4m (1)	2.8m (1)	2:34.80	29.50s	30.70s
8 GEE SMITH	3	20.0m	25.2m (0)	21.6m (0)	2:34.84	29.18s	29.36s
11 THE KRAKEN	4	24.2m	10.1m (1)	10.7m (2)	2:35.17	29.46s	30.48s
5 ACUTO	5	24.5m	29.3m (0)	19.5m (1)	2:35.19	28.72s	29.87s
3 AMERICAN BULLITT	6	26.3m	18.7m (1)	12.1m (1)	2:35.33	28.94s	30.55s
6 THE WATCH MAKER	7	28.4m	6.2m (1)	7.2m (1)	2:35.49	29.48s	31.07s
1 MISTER VERSACE	8	30.6m	5.0m (0)	4.4m (0)	2:35.66	29.36s	31.44s
7 TROOPINGOFTHECO	9	36.3m	22.6m (1)	15.6m (1)	2:36.10	28.92s	31.06s
12 REGAL CHEVAL	10	47.7m	15.7m (0)	13.1m (0)	2:36.98	29.24s	32.12s
4 TARTAN ROBYN	11	73.4m	20.7m (0)	17.5m (0)	2:38.96	29.20s	33.78s
10 ROCKABALL	12	109.5m	9.2m (0)	8.5m (0)	2:41.74	29.36s	37.22s



0.0



PJ Harness Analyser
Sectional Analysis Software – Not just a formguide!

www.facebook.com/PJHarnessRacing



RISE Digital, Harness Racing Australia nor the provider accepts any responsibility for the completeness or accuracy of any of the information contained herein, and makes no representations about its suitability for any particular purpose. Users should make their own judgements about those matters and/or seek independent advice. You assume all risks associated with use of data provided on this page


Gloucester Park Race 9 Distance 1730m

Friday, 13 October 2023

Gross Time: 2:05.60 MileRate: 1:56.90 LeadTime: 7.60s First Qtr: 29.60s Second Qtr: 30.80s Third Qtr: 28.30s Fourth Qtr: 29.30s

NoHorse	Plc	Mar	800 Posi	400 Posi	Time	3rd Qtr	4th Qtr
1 DUTY BOUND	1	0.0m	0.0m (0)	0.0m (0)	2:05.60	28.30s	29.30s
9 RAMBO RABBIT	2	2.4m	2.3m (1)	1.2m (1)	2:05.78	28.22s	29.40s
10 OUR STAR WATCH	3	2.5m	4.6m (0)	4.5m (0)	2:05.79	28.30s	29.17s
4 BATTLESCARD	4	4.2m	11.1m (1)	9.5m (1)	2:05.92	28.20s	28.94s
2 CHERRY ON THE CAK	5	4.3m	7.1m (1)	5.9m (1)	2:05.93	28.22s	29.21s
7 COWBOYS N BANDIT	6	5.6m	19.9m (1)	19.3m (2)	2:06.03	28.28s	28.35s
6 BROOKIES JET	7	6.7m	12.8m (0)	12.9m (0)	2:06.11	28.32s	28.89s
11 NAME IN LIGHTS	8	9.3m	8.5m (0)	8.7m (0)	2:06.31	28.32s	29.39s
3 CAVALRY CALL	9	11.3m	15.6m (1)	17.6m (1)	2:06.47	28.46s	28.91s
8 MADDY MADDY	10	13.3m	17.6m (0)	17.0m (0)	2:06.62	28.28s	29.10s
5 TEVARICH	11	18.1m	22.5m (0)	22.9m (0)	2:06.99	28.36s	29.05s

Finish Position and metres gained from 800m



PJ Harness Analyser
Sectional Analysis Software – Not just a formguide!

www.facebook.com/PJHarnessRacing



RISE Digital, Harness Racing Australia nor the provider accepts any responsibility for the completeness or accuracy of any of the information contained herein, and makes no representations about its suitability for any particular purpose. Users should make their own judgements about those matters and/or seek independent advice. You assume all risks associated with use of data provided on this page

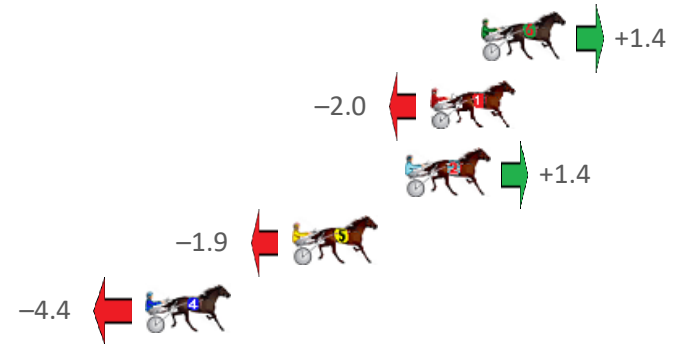
Gloucester Park Race 10 Distance 2130m

Friday, 13 October 2023

Gross Time: 2:39.80 MileRate: 2:00.80 LeadTime: 40.10s First Qtr: 31.70s Second Qtr: 31.00s Third Qtr: 29.00s Fourth Qtr: 28.00s

NoHorse	Plc	Mar	800 Posi	400 Posi	Time	3rd Qtr	4th Qtr
6 XCEPTIONAL ARMA	1	0.0m	1.4m (1)	1.4m (1)	2:39.80	29.00s	27.90s
1 HEARTOFAHLIA	2	2.0m	0.0m (0)	0.0m (0)	2:39.95	29.00s	28.15s
2 WORLD SECRET	3	3.0m	4.4m (0)	3.7m (0)	2:40.02	28.94s	27.96s
5 BAZAAR PACKAGE	4	7.5m	5.6m (1)	5.7m (1)	2:40.35	29.00s	28.15s
4 PHILTHEJUG	5	13.3m	8.9m (0)	7.9m (0)	2:40.78	28.92s	28.42s

Finish Position and metres gained from 800m







Harness Analyser

Sectional Analysis Software – Not just a formguide!

www.facebook.com/PJHarnessRacing



RISE Digital, Harness Racing Australia nor the provider accepts any responsibility for the completeness or accuracy of any of the information contained herein, and makes no representations about its suitability for any particular purpose. Users should make their own judgements about those matters and/or seek independent advice. You assume all risks associated with use of data provided on this page