

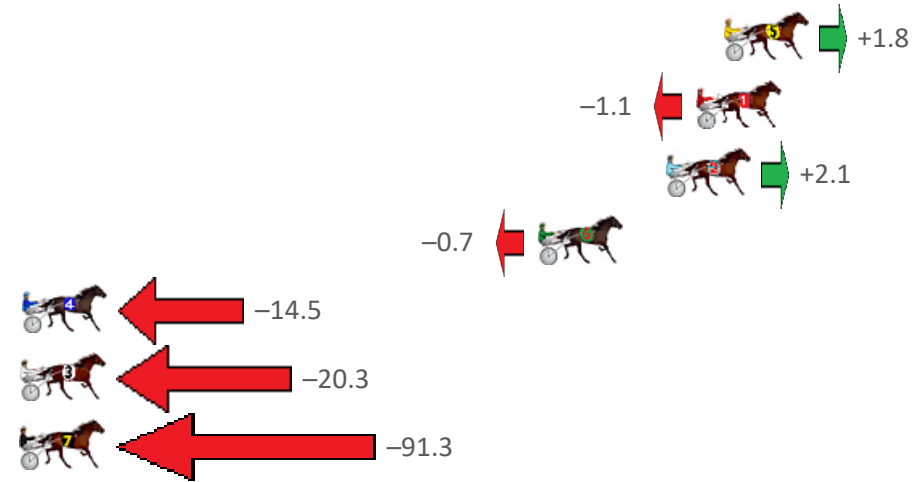
Gloucester Park Race 1 Distance 2130m

Saturday, 14 October 2023

Gross Time: 2:36.30 MileRate: 1:58.10 LeadTime: 37.50s First Qtr: 32.00s Second Qtr: 30.60s Third Qtr: 27.60s Fourth Qtr: 28.60s

NoHorse	Plc	Mar	800 Posi	400 Posi	Time	3rd Qtr	4th Qtr
5 CHIVALRY	1	0.0m	1.8m (1)	0.6m (1)	2:36.30	27.52s	28.56s
1 FRANCO MECCA	2	1.1m	0.0m (0)	0.0m (0)	2:36.38	27.60s	28.68s
2 MONTANA GLORY	3	2.3m	4.4m (0)	4.6m (0)	2:36.47	27.62s	28.45s
6 CAPTAIN BLIGH	4	7.4m	6.7m (1)	5.5m (1)	2:36.86	27.52s	28.77s
4 SUNPATRA	5	27.9m	13.4m (0)	15.8m (1)	2:38.40	27.78s	29.59s
3 LILLY LAGUNA	6	29.3m	9.0m (0)	12.3m (0)	2:38.50	27.84s	29.94s
7 PRINCE SAHARA	7	234.1m	142.8m (0)	155.5m (0)	2:53.88	28.66s	35.32s

Finish Position and metres gained from 800m





PJ Harness Analyser

Sectional Analysis Software - Not just a formguide!

www.facebook.com/PJHarnessRacing



RISE Digital, Harness Racing Australia nor the provider accepts any responsibility for the completeness or accuracy of any of the information contained herein, and makes no representations about its suitability for any particular purpose. Users should make their own judgements about those matters and/or seek independent advice. You assume all risks associated with use of data provided on this page

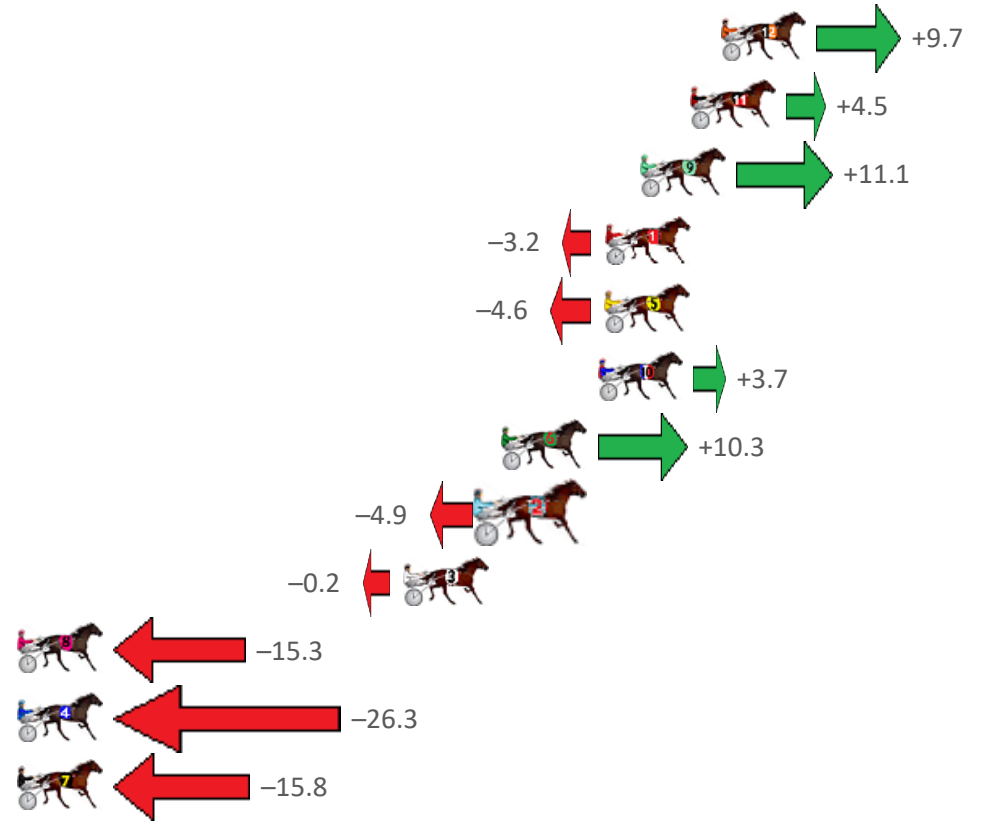
Gloucester Park Race 2 Distance 1730m

Saturday, 14 October 2023

Gross Time: 2:05.30 MileRate: 1:56.50 LeadTime: 7.60s First Qtr: 28.90s Second Qtr: 30.40s Third Qtr: 29.20s Fourth Qtr: 29.20s

NoHorse	Plc	Mar	800 Posi	400 Posi	Time	3rd Qtr	4th Qtr
12 ROCKNROLL SPIRIT	1	0.0m	9.7m (2)	8.9m (2)	2:05.30	29.14s	28.56s
11 JACKIE DANIELS	2	1.2m	5.7m (2)	4.7m (2)	2:05.39	29.13s	28.95s
9 TRAVELBAN	3	3.2m	14.3m (1)	13.0m (2)	2:05.55	29.10s	28.50s
1 WANDERING GIRL	4	4.6m	1.4m (1)	2.2m (1)	2:05.65	29.26s	29.39s
5 IMPERIUM	5	4.6m	0.0m (0)	0.0m (0)	2:05.65	29.20s	29.55s
10 SPINNER OF YARNS	6	4.9m	8.6m (0)	9.7m (0)	2:05.68	29.28s	28.88s
6 FLYIN DISCO	7	8.7m	19.0m (1)	17.1m (2)	2:05.97	29.06s	28.62s
2 FLASHING ARK	8	9.3m	4.4m (0)	4.4m (0)	2:06.01	29.20s	29.59s
3 TORREVEAN PINKY	9	12.6m	12.4m (0)	14.3m (0)	2:06.27	29.34s	29.13s
8 MAJOR MANHATTA	10	31.6m	16.3m (0)	20.4m (0)	2:07.72	29.50s	30.14s
4 ROCKABILITY	11	32.1m	5.8m (1)	13.3m (1)	2:07.76	29.74s	30.70s
7 MAJOR DALTON	12	36.5m	20.7m (0)	25.1m (0)	2:08.10	29.52s	30.18s

Finish Position and metres gained from 800m



PJ Harness Analyser

Sectional Analysis Software - Not just a formguide!

www.facebook.com/PJHarnessRacing

RISE Digital, Harness Racing Australia nor the provider accepts any responsibility for the completeness or accuracy of any of the information contained herein, and makes no representations about its suitability for any particular purpose. Users should make their own judgements about those matters and/or seek independent advice. You assume all risks associated with use of data provided on this page

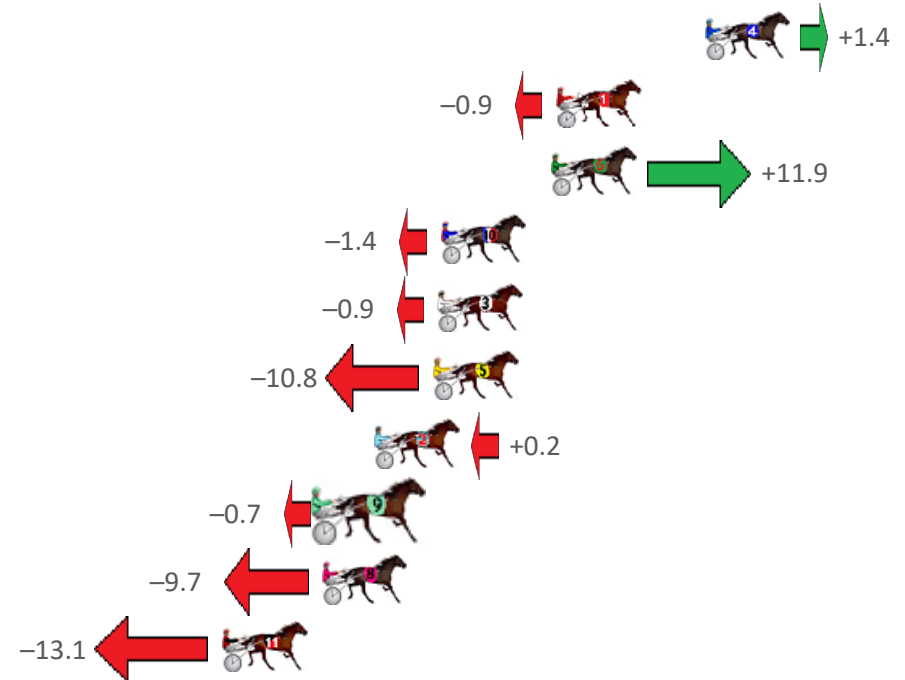
Gloucester Park Race 3 Distance 2130m

Saturday, 14 October 2023

Gross Time: 2:37.70 MileRate: 1:59.10 LeadTime: 36.60s First Qtr: 31.50s Second Qtr: 31.10s Third Qtr: 29.10s Fourth Qtr: 29.40s

NoHorse	Plc	Mar	800 Posi	400 Posi	Time	3rd Qtr	4th Qtr
4 ELWADDELL	1	0.0m	1.4m (1)	2.0m (1)	2:37.70	29.14s	29.26s
1 WALSH	2	5.9m	5.0m (0)	5.0m (0)	2:38.15	29.10s	29.49s
6 STRIKE MASTER	3	6.1m	18.0m (0)	17.3m (0)	2:38.17	29.06s	28.61s
10 DOCTOR STEVE	4	10.5m	9.1m (0)	9.1m (0)	2:38.51	29.10s	29.55s
3 CRACKA TINNY	5	10.6m	9.7m (1)	9.9m (1)	2:38.52	29.12s	29.50s
5 MADDYS NINO	6	10.8m	0.0m (0)	0.0m (0)	2:38.53	29.10s	30.23s
2 AMERICAN ROCK	7	13.1m	13.3m (0)	12.9m (0)	2:38.71	29.08s	29.47s
9 ACOLTNAME DSU	8	15.1m	14.4m (1)	14.1m (1)	2:38.86	29.08s	29.54s
8 BAZZA MAC	9	15.2m	5.5m (1)	6.1m (1)	2:38.87	29.14s	30.13s
11 SONIC CHIP	10	19.2m	6.1m (2)	5.6m (2)	2:39.18	29.06s	30.48s

Finish Position and metres gained from 800m



PJ Harness Analyser

Sectional Analysis Software - Not just a formguide!

www.facebook.com/PJHarnessRacing

RISE Digital, Harness Racing Australia nor the provider accepts any responsibility for the completeness or accuracy of any of the information contained herein, and makes no representations about its suitability for any particular purpose. Users should make their own judgements about those matters and/or seek independent advice. You assume all risks associated with use of data provided on this page

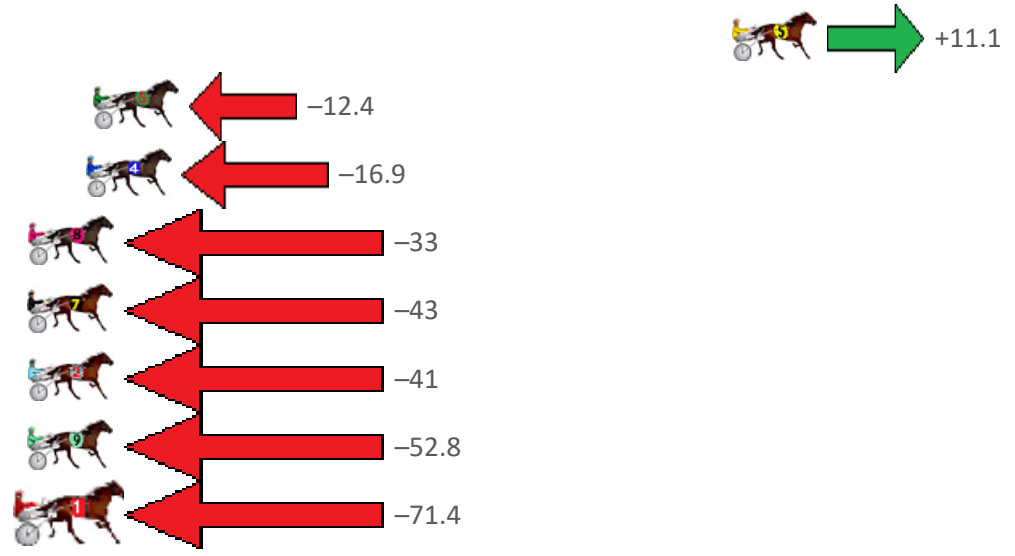
Gloucester Park Race 4 Distance 2536m

Saturday, 14 October 2023

Gross Time: 3:06.70 MileRate: 1:58.50 LeadTime: 69.80s First Qtr: 30.30s Second Qtr: 29.80s Third Qtr: 28.40s Fourth Qtr: 28.40s

NoHorse	Plc	Mar	800 Posi	400 Posi	Time	3rd Qtr	4th Qtr
5 CODENAME MARCU	1	0.0m	11.1m (2)	0.0m (0)	3:06.70	27.62s	28.40s
6 BLUE BLAZER	2	25.4m	13.0m (0)	24.1m (2)	3:08.59	29.18s	28.59s
4 HAYWIRE	3	25.7m	8.8m (0)	17.9m (1)	3:08.62	29.04s	29.06s
8 TRIPLE BRIE	4	39.3m	6.5m (1)	19.0m (2)	3:09.63	29.28s	29.99s
7 KRAFTY	5	44.2m	2.0m (1)	13.3m (0)	3:10.00	29.20s	30.76s
2 TUX AND TAILS	6	45.2m	4.5m (0)	24.4m (1)	3:10.07	29.80s	30.05s
9 BETTOR MY DREAMZ	7	63.9m	11.1m (1)	27.0m (3)	3:11.47	29.53s	31.26s
1 MAKE IT HAPPEN	8	71.4m	0.0m (0)	20.7m (0)	3:12.03	29.86s	32.27s

Finish Position and metres gained from 800m





PJ Harness Analyser

Sectional Analysis Software - Not just a formguide!

www.facebook.com/PJHarnessRacing



RISE Digital, Harness Racing Australia nor the provider accepts any responsibility for the completeness or accuracy of any of the information contained herein, and makes no representations about its suitability for any particular purpose. Users should make their own judgements about those matters and/or seek independent advice. You assume all risks associated with use of data provided on this page

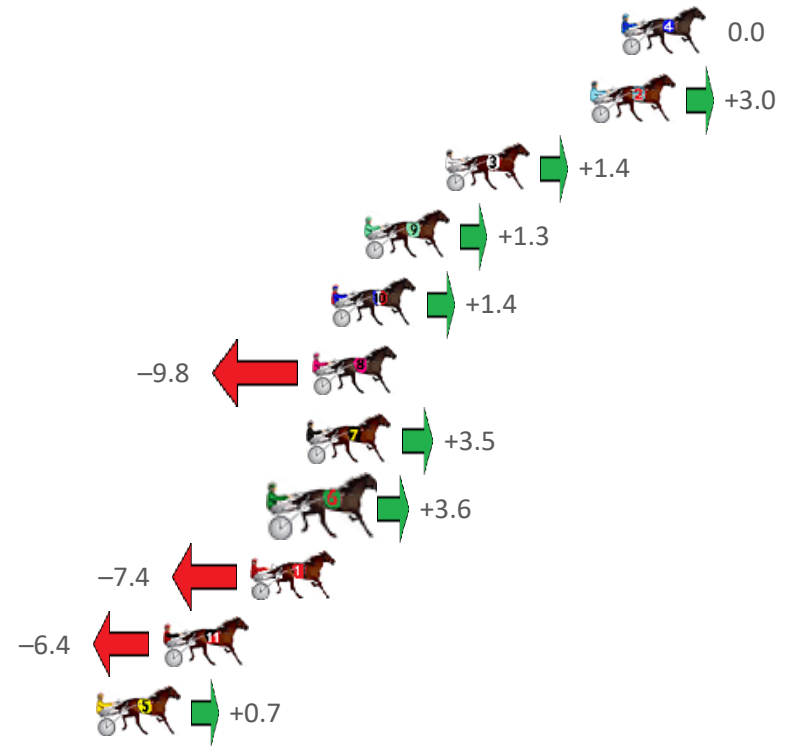
Gloucester Park Race 5 Distance 2130m

Saturday, 14 October 2023

Gross Time: 2:39.20 MileRate: 2:00.30 LeadTime: 38.20s First Qtr: 32.70s Second Qtr: 30.90s Third Qtr: 28.70s Fourth Qtr: 28.70s

NoHorse	Plc	Mar	800 Posi	400 Posi	Time	3rd Qtr	4th Qtr
4 PRECOCIOUS LADY	1	0.0m	0.0m (0)	0.0m (0)	2:39.20	28.70s	28.70s
2 SECRET REACTION	2	1.2m	4.2m (0)	3.7m (0)	2:39.29	28.66s	28.53s
3 EYE BETTER	3	7.0m	8.4m (0)	9.5m (0)	2:39.73	28.78s	28.55s
9 SWEET VIVIENNE	4	10.2m	11.5m (2)	4.0m (2)	2:39.97	28.16s	29.18s
10 ALLAGLOW	5	11.5m	12.9m (0)	13.7m (0)	2:40.07	28.76s	28.59s
8 TORREVEAN AMY	6	12.3m	2.5m (1)	4.5m (1)	2:40.13	28.84s	29.30s
7 HUNT THE MAGIC	7	12.5m	16.0m (2)	7.4m (3)	2:40.14	28.09s	29.12s
6 LILLYROSE	8	13.5m	17.1m (0)	17.7m (0)	2:40.22	28.74s	28.46s
1 UNLUCKY	9	14.7m	7.3m (1)	8.2m (2)	2:40.31	28.76s	29.22s
11 COURAGE OF LOMB	10	18.2m	11.8m (1)	11.5m (1)	2:40.57	28.68s	29.25s
5 FIREBALL FRIDAY	11	20.9m	21.6m (0)	19.4m (1)	2:40.77	28.54s	28.89s

Finish Position and metres gained from 800m



PJ Harness Analyser

Sectional Analysis Software - Not just a formguide!

www.facebook.com/PJHarnessRacing

RISE Digital, Harness Racing Australia nor the provider accepts any responsibility for the completeness or accuracy of any of the information contained herein, and makes no representations about its suitability for any particular purpose. Users should make their own judgements about those matters and/or seek independent advice. You assume all risks associated with use of data provided on this page

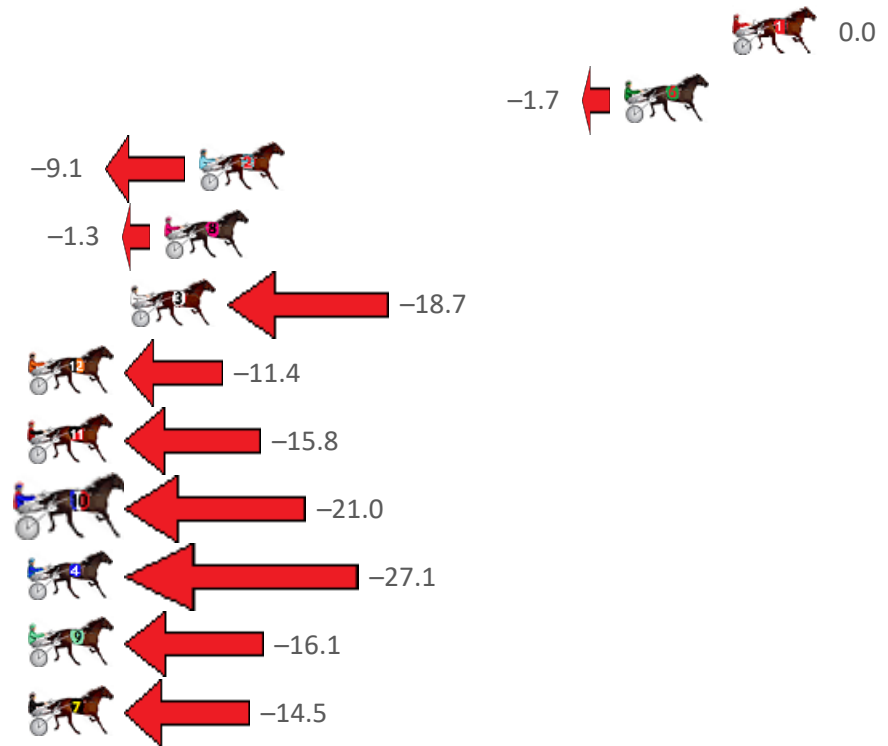
Gloucester Park Race 6 Distance 2130m

Saturday, 14 October 2023

Gross Time: 2:38.80 MileRate: 2:00.00 LeadTime: 39.40s First Qtr: 32.50s Second Qtr: 30.20s Third Qtr: 28.00s Fourth Qtr: 28.70s

NoHorse	Plc	Mar	800 Posi	400 Posi	Time	3rd Qtr	4th Qtr
1 HENWOOD BAY	1	0.0m	0.0m (0)	0.0m (0)	2:38.80	28.00s	28.70s
6 DARDY BOY	2	4.3m	2.6m (1)	2.3m (1)	2:39.12	27.98s	28.86s
2 FOLLOW THE DRAGO	3	21.2m	12.1m (1)	19.1m (1)	2:40.40	28.50s	28.96s
8 HAVE AGO JOE	4	22.6m	21.3m (1)	26.1m (1)	2:40.50	28.36s	28.56s
3 UNDER THE ALTA	5	23.9m	5.2m (0)	11.4m (0)	2:40.60	28.44s	29.70s
12 GHOSTWRITER	6	28.1m	16.7m (1)	22.5m (2)	2:40.92	28.42s	29.23s
11 ART REVIVAL	7	30.5m	14.7m (0)	21.0m (0)	2:41.10	28.46s	29.52s
10 THE PARTY BOY	8	30.8m	9.8m (0)	16.8m (0)	2:41.12	28.50s	29.84s
4 DESIDERIO	9	34.6m	7.5m (1)	14.5m (1)	2:41.41	28.50s	30.29s
9 TEPELO STAR	10	35.4m	19.3m (0)	25.0m (0)	2:41.47	28.42s	29.61s
7 RODGER JAMES	11	38.4m	23.9m (0)	29.8m (0)	2:41.69	28.44s	29.49s

Finish Position and metres gained from 800m



PJ Harness Analyser

Sectional Analysis Software - Not just a formguide!

www.facebook.com/PJHarnessRacing

RISE Digital, Harness Racing Australia nor the provider accepts any responsibility for the completeness or accuracy of any of the information contained herein, and makes no representations about its suitability for any particular purpose. Users should make their own judgements about those matters and/or seek independent advice. You assume all risks associated with use of data provided on this page

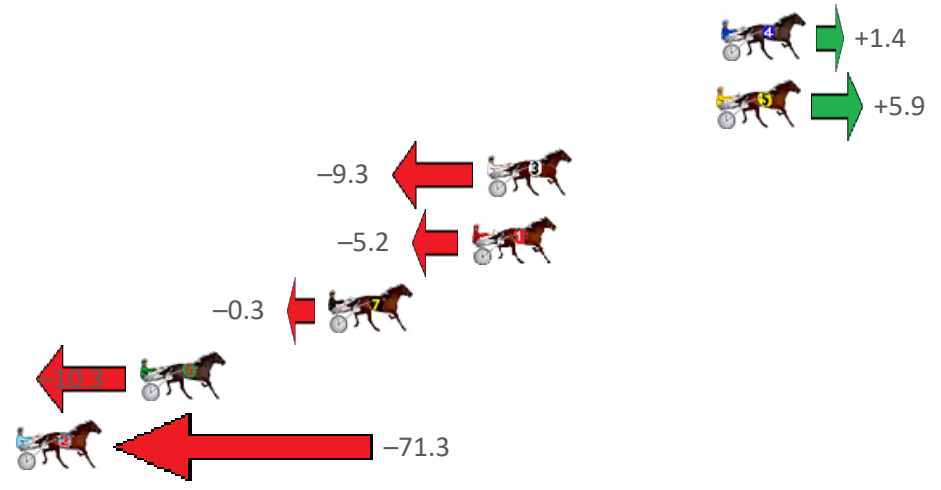
Gloucester Park Race 7 Distance 2503m

Saturday, 14 October 2023

Gross Time: 3:15.90 MileRate: 2:05.90 LeadTime: 74.80s First Qtr: 31.70s Second Qtr: 30.60s Third Qtr: 29.00s Fourth Qtr: 29.80s

NoHorse	Plc	Mar	800 Posi	400 Posi	Time	3rd Qtr	4th Qtr
4 UPTOWN LAD	1	0.0m	1.4m (1)	0.0m (1)	3:15.90	28.90s	29.80s
5 SCOOTIN AROUND	2	0.2m	6.1m (1)	4.7m (1)	3:15.92	28.90s	29.48s
3 BEE BEE BEROC	3	9.3m	0.0m (0)	0.3m (0)	3:16.63	29.02s	30.51s
1 CHUMANI	4	9.9m	4.7m (0)	10.4m (0)	3:16.67	29.42s	29.82s
7 LUVAF LAIR	5	15.6m	15.3m (0)	18.0m (0)	3:17.12	29.22s	29.70s
6 LINE THE STARZZZ	6	23.1m	12.8m (1)	14.0m (1)	3:17.70	29.10s	30.58s
2 YOUR KIDDING	7	81.0m	9.7m (0)	29.8m (0)	3:22.22	30.48s	33.95s

Finish Position and metres gained from 800m





PJ Harness Analyser

Sectional Analysis Software - Not just a formguide!

www.facebook.com/PJHarnessRacing



RISE Digital, Harness Racing Australia nor the provider accepts any responsibility for the completeness or accuracy of any of the information contained herein, and makes no representations about its suitability for any particular purpose. Users should make their own judgements about those matters and/or seek independent advice. You assume all risks associated with use of data provided on this page

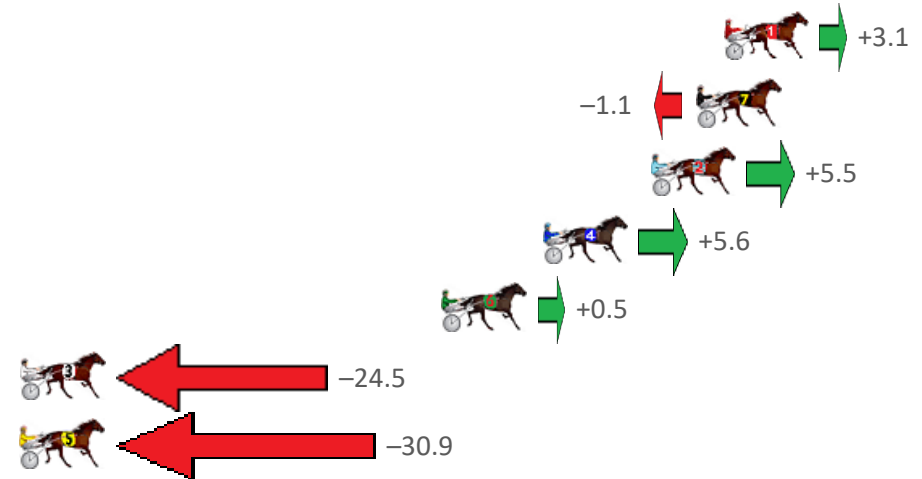
Gloucester Park Race 8 Distance 2130m

Saturday, 14 October 2023

Gross Time: 2:37.30 MileRate: 1:58.80 LeadTime: 36.40s First Qtr: 32.40s Second Qtr: 30.40s Third Qtr: 28.90s Fourth Qtr: 29.20s

NoHorse	Plc	Mar	800 Posi	400 Posi	Time	3rd Qtr	4th Qtr
1 TURN THE PAGE	1	0.0m	3.1m (1)	2.8m (1)	2:37.30	28.88s	29.00s
7 ROCKNROLL SASS	2	1.1m	0.0m (0)	0.0m (0)	2:37.38	28.90s	29.28s
2 REBLINE	3	2.9m	8.4m (0)	7.8m (1)	2:37.52	28.86s	28.86s
4 FIVE BANGLES	4	7.2m	12.8m (0)	11.7m (1)	2:37.85	28.82s	28.91s
6 ALTA QUEEN	5	11.2m	11.7m (1)	13.9m (2)	2:38.16	29.06s	29.05s
3 DAME VALOUR	6	31.7m	7.2m (1)	9.5m (2)	2:39.73	29.06s	30.94s
5 ALIENS EXIST	7	35.1m	4.2m (0)	6.1m (0)	2:39.99	29.04s	31.45s

Finish Position and metres gained from 800m





PJ Harness Analyser

Sectional Analysis Software - Not just a formguide!

www.facebook.com/PJHarnessRacing



RISE Digital, Harness Racing Australia nor the provider accepts any responsibility for the completeness or accuracy of any of the information contained herein, and makes no representations about its suitability for any particular purpose. Users should make their own judgements about those matters and/or seek independent advice. You assume all risks associated with use of data provided on this page

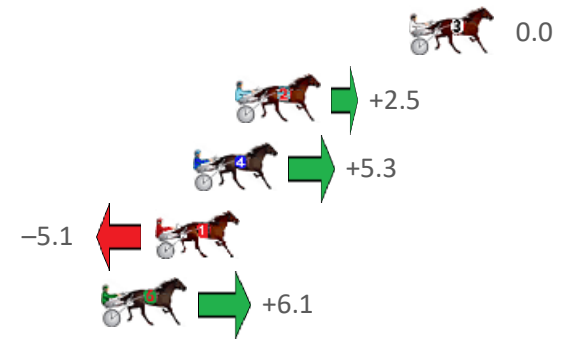
Gloucester Park Race 9 Distance 1730m

Saturday, 14 October 2023

Gross Time: 2:06.10 MileRate: 1:57.30 LeadTime: 7.60s First Qtr: 29.00s Second Qtr: 31.50s Third Qtr: 29.00s Fourth Qtr: 29.00s

NoHorse	Plc	Mar	800 Posi	400 Posi	Time	3rd Qtr	4th Qtr
3 WORLD SECRET	1	0.0m	0.0m (0)	0.0m (0)	2:06.10	29.00s	29.00s
2 MISS SHAHJA	2	6.9m	9.4m (0)	1.4m (1)	2:06.63	28.42s	29.42s
4 BELLES WHISPER	3	8.6m	13.9m (0)	6.4m (1)	2:06.75	28.46s	29.19s
1 DIAMOND WORLD	4	10.1m	5.0m (0)	4.4m (0)	2:06.87	28.96s	29.45s
6 LIQUIDATOR	5	12.2m	18.3m (0)	10.9m (1)	2:07.03	28.46s	29.15s

Finish Position and metres gained from 800m





PJ Harness Analyser

Sectional Analysis Software - Not just a formguide!

www.facebook.com/PJHarnessRacing



RISE Digital, Harness Racing Australia nor the provider accepts any responsibility for the completeness or accuracy of any of the information contained herein, and makes no representations about its suitability for any particular purpose. Users should make their own judgements about those matters and/or seek independent advice. You assume all risks associated with use of data provided on this page