

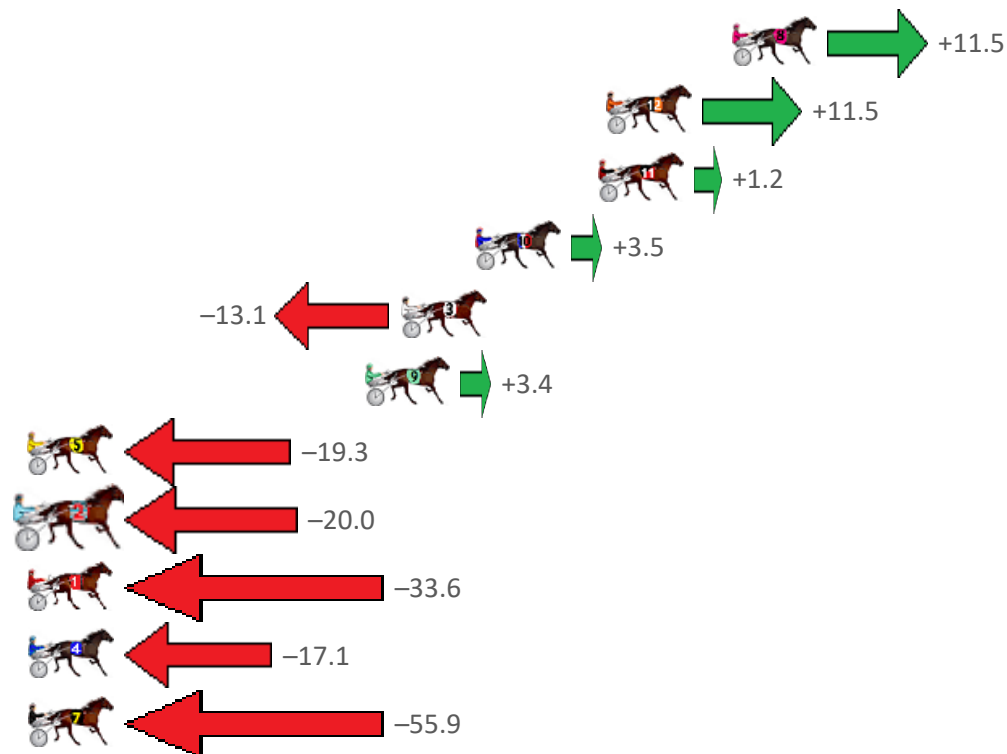
Gloucester Park Race 1 Distance 2130m

Friday, 20 October 2023

Gross Time: 2:32.20 MileRate: 1:55.00 LeadTime: 34.40s First Qtr: 29.60s Second Qtr: 29.90s Third Qtr: 28.70s Fourth Qtr: 29.60s

NoHorse	Plc	Mar	800 Posi	400 Posi	Time	3rd Qtr	4th Qtr
8 IM THE BLACK FLASH	1	0.0m	11.5m (2)	0.0m (1)	2:32.20	27.88s	29.60s
12 BELLEZZA NERA	2	5.0m	16.5m (2)	6.1m (1)	2:32.59	27.96s	29.55s
11 FESS UP	3	5.3m	6.5m (1)	1.4m (0)	2:32.61	28.34s	29.91s
10 OCTOBER REIGN	4	10.2m	13.7m (0)	18.5m (1)	2:32.99	29.06s	29.05s
3 VINTAGE BLU	5	13.1m	0.0m (0)	5.8m (0)	2:33.22	29.12s	30.20s
9 BURGHLEY SHARD	6	14.6m	18.0m (0)	20.9m (0)	2:33.33	28.94s	29.22s
5 LONGREACH BAY	7	28.8m	9.5m (0)	15.7m (0)	2:34.43	29.16s	30.70s
2 ME FLASH	8	34.6m	14.6m (1)	27.1m (2)	2:34.88	29.62s	30.32s
1 MISTA EDITORIAL	9	38.4m	4.8m (0)	11.0m (0)	2:35.18	29.16s	31.78s
4 ULTIMATE ROCKER	10	39.3m	22.2m (0)	27.6m (0)	2:35.25	29.12s	30.65s
7 ROCKMYSTER	11	66.3m	10.4m (1)	27.3m (1)	2:37.34	29.94s	32.77s

Finish Position and metres gained from 800m



PJ Harness Analyser

Sectional Analysis Software – Not just a formguide!

www.facebook.com/PJHarnessRacing



RISE Digital, Harness Racing Australia nor the provider accepts any responsibility for the completeness or accuracy of any of the information contained herein, and makes no representations about its suitability for any particular purpose. Users should make their own judgements about those matters and/or seek independent advice. You assume all risks associated with use of data provided on this page

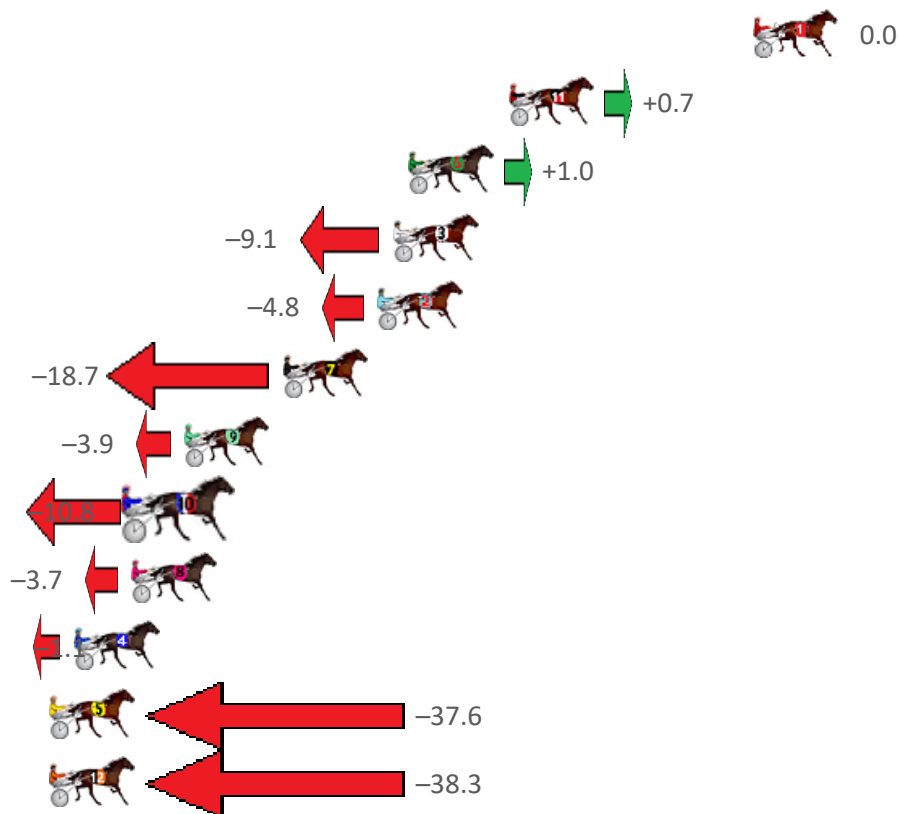
Gloucester Park Race 2 Distance 2536m

Friday, 20 October 2023

Gross Time: 3:06.10 MileRate: 1:58.10 LeadTime: 69.30s First Qtr: 30.60s Second Qtr: 29.50s Third Qtr: 28.00s Fourth Qtr: 28.70s

NoHorse	Plc	Mar	800 Posi	400 Posi	Time	3rd Qtr	4th Qtr
1 ROCKNROLL ELLIOT	1	0.0m	0.0m (0)	0.0m (0)	3:06.10	28.00s	28.70s
11 CODENAME MARCU	2	9.7m	10.4m (2)	6.0m (2)	3:06.83	27.70s	29.01s
6 ROCKABALL	3	13.7m	14.7m (2)	10.0m (2)	3:07.13	27.68s	29.03s
3 ALCIPPES DELIGHT	4	14.3m	5.2m (0)	5.7m (0)	3:07.18	28.04s	29.38s
2 MACHLANI	5	14.9m	10.1m (0)	11.1m (0)	3:07.22	28.08s	29.04s
7 CLASSIC CHOICE	6	18.7m	0.0m (1)	3.2m (1)	3:07.51	28.22s	29.89s
9 HOPPYS WAY	7	22.6m	18.7m (2)	15.7m (2)	3:07.80	27.80s	29.30s
10 THE KRAKEN	8	24.6m	13.8m (0)	15.1m (0)	3:07.95	28.10s	29.49s
8 MISTER FORTUNIA	9	24.7m	21.0m (0)	19.6m (0)	3:07.96	27.92s	29.18s
4 THE WATCH MAKER	10	27.0m	25.9m (1)	23.1m (2)	3:08.13	27.82s	29.11s
5 REGAL CHEVAL	11	44.8m	7.2m (1)	12.2m (1)	3:09.48	28.36s	31.21s
12 SOHO GIGOLO	12	56.4m	18.1m (1)	18.5m (1)	3:10.35	28.04s	31.65s

Finish Position and metres gained from 800m



PJ Harness Analyser

Sectional Analysis Software – Not just a formguide!

www.facebook.com/PJHarnessRacing



RISE Digital, Harness Racing Australia nor the provider accepts any responsibility for the completeness or accuracy of any of the information contained herein, and makes no representations about its suitability for any particular purpose. Users should make their own judgements about those matters and/or seek independent advice. You assume all risks associated with use of data provided on this page

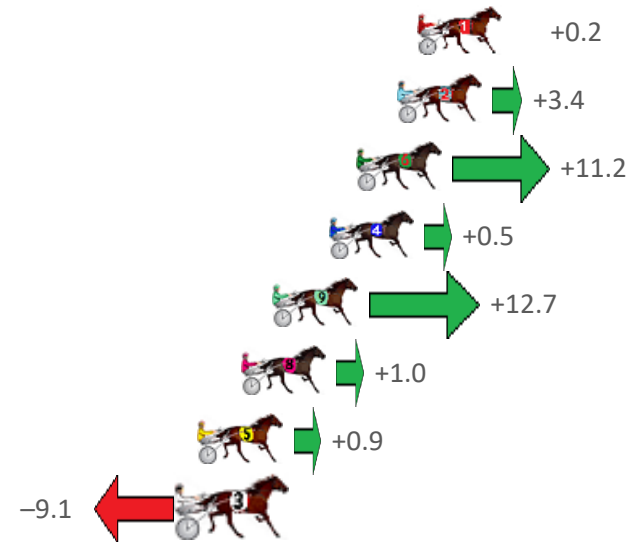
Gloucester Park Race 3 Distance 2130m

Friday, 20 October 2023

Gross Time: 2:33.50 MileRate: 1:55.90 LeadTime: 37.80s First Qtr: 29.80s Second Qtr: 29.20s Third Qtr: 27.80s Fourth Qtr: 28.90s

NoHorse	Plc	Mar	800 Posi	400 Posi	Time	3rd Qtr	4th Qtr
1 THOMSON BAY	1	0.0m	0.2m (0)	0.0m (0)	2:33.50	27.79s	28.90s
2 IMA FIVESTAR GENE	2	0.8m	4.2m (0)	4.2m (0)	2:33.56	27.80s	28.66s
6 LAMANDIER	3	2.4m	13.6m (0)	13.0m (1)	2:33.68	27.77s	28.14s
4 WHATABRO	4	3.5m	4.0m (1)	5.0m (1)	2:33.77	27.87s	28.79s
9 ACUTO	5	5.7m	18.4m (0)	16.6m (0)	2:33.93	27.69s	28.12s
8 HILLVIEW BONDI	6	7.0m	8.0m (1)	9.0m (1)	2:34.03	27.87s	28.76s
5 GETN WIGGY WITHIT	7	8.7m	9.6m (0)	9.4m (0)	2:34.16	27.79s	28.85s
3 WHOS THE DAD	8	9.1m	0.0m (1)	1.2m (1)	2:34.19	27.87s	29.47s

Finish Position and metres gained from 800m







Harness Analyser

Sectional Analysis Software – Not just a formguide!

www.facebook.com/PJHarnessRacing



RISE Digital, Harness Racing Australia nor the provider accepts any responsibility for the completeness or accuracy of any of the information contained herein, and makes no representations about its suitability for any particular purpose. Users should make their own judgements about those matters and/or seek independent advice. You assume all risks associated with use of data provided on this page

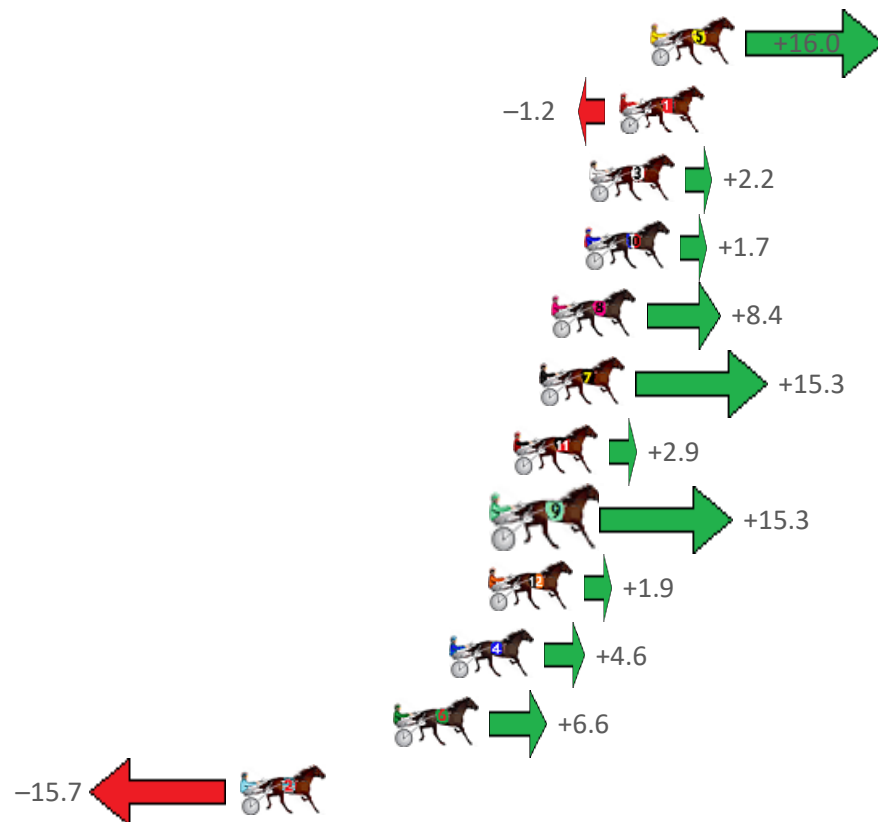
Gloucester Park Race 4 Distance 1730m

Friday, 20 October 2023

Gross Time: 2:02.10 MileRate: 1:53.60 LeadTime: 7.90s First Qtr: 27.60s Second Qtr: 29.20s Third Qtr: 28.20s Fourth Qtr: 29.20s

NoHorse	Plc	Mar	800 Posi	400 Posi	Time	3rd Qtr	4th Qtr
5 VALENTINES BROOK	1	0.0m	16.0m (1)	9.9m (2)	2:02.10	27.78s	28.50s
1 BLITZEMBYE	2	1.2m	0.0m (0)	0.0m (0)	2:02.19	28.20s	29.29s
3 VAMPIRO	3	2.4m	4.6m (1)	4.8m (1)	2:02.28	28.22s	29.04s
10 ALCOPONY	4	2.6m	4.3m (0)	4.2m (0)	2:02.30	28.20s	29.10s
8 MEA CULPA	5	3.9m	12.3m (1)	12.1m (1)	2:02.40	28.20s	28.64s
7 PATRONUS STAR	6	4.4m	19.7m (1)	16.0m (1)	2:02.44	27.96s	28.40s
11 THE CODE BREAKER	7	5.4m	8.3m (1)	8.4m (1)	2:02.51	28.22s	29.01s
9 FASTER THAN DAD	8	5.8m	21.1m (0)	20.8m (0)	2:02.54	28.20s	28.16s
12 THE MUSTANG	9	6.4m	8.3m (0)	8.1m (0)	2:02.59	28.20s	29.11s
4 ARMA EINSTEIN	10	8.0m	12.6m (0)	12.1m (0)	2:02.71	28.18s	28.95s
6 SOHO DOW JONES	11	10.2m	16.8m (0)	16.3m (0)	2:02.88	28.18s	28.82s
2 WATTS UP SUNSHIN	12	16.3m	0.6m (1)	0.9m (1)	2:03.35	28.22s	30.39s

Finish Position and metres gained from 800m



PJ Harness Analyser

Sectional Analysis Software – Not just a formguide!

www.facebook.com/PJHarnessRacing



RISE Digital, Harness Racing Australia nor the provider accepts any responsibility for the completeness or accuracy of any of the information contained herein, and makes no representations about its suitability for any particular purpose. Users should make their own judgements about those matters and/or seek independent advice. You assume all risks associated with use of data provided on this page

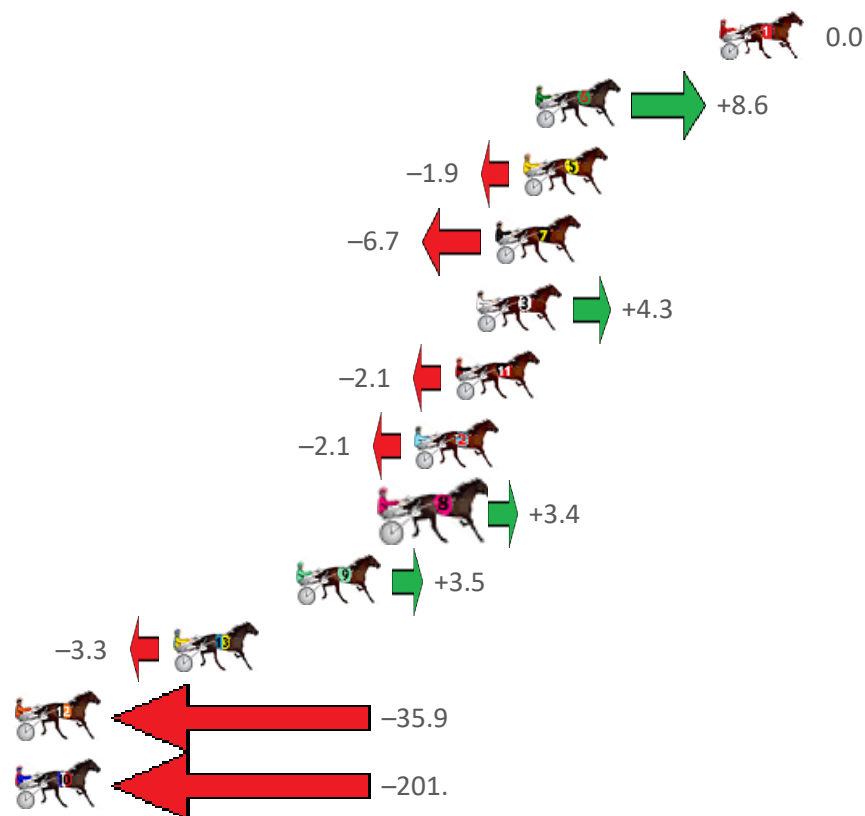
Gloucester Park Race 5 Distance 2536m

Friday, 20 October 2023

Gross Time: 3:04.10 MileRate: 1:56.90 LeadTime: 67.00s First Qtr: 30.50s Second Qtr: 29.30s Third Qtr: 28.90s Fourth Qtr: 28.40s

NoHorse	Plc	Mar	800 Posi	400 Posi	Time	3rd Qtr	4th Qtr
1 MISTER SMARTEE	1	0.0m	0.0m (0)	0.0m (0)	3:04.10	28.90s	28.40s
6 LUSAKA	2	7.3m	15.9m (2)	7.4m (1)	3:04.64	28.28s	28.42s
5 MIKIS BEACH	3	7.8m	5.9m (1)	4.5m (0)	3:04.68	28.80s	28.66s
7 ROLLING FIRE	4	8.9m	2.2m (1)	2.3m (1)	3:04.76	28.90s	28.90s
3 CROWD CONTROL	5	9.6m	13.9m (1)	11.0m (1)	3:04.82	28.68s	28.33s
11 SKYLORD	6	10.5m	8.4m (0)	17.1m (0)	3:04.88	29.52s	27.96s
2 ROCKET CITY	7	12.1m	10.0m (1)	9.6m (0)	3:05.00	28.86s	28.62s
8 DOURADO	8	13.0m	16.4m (0)	23.9m (0)	3:05.07	29.42s	27.67s
9 HALE SAINT LOUIE	9	16.8m	20.3m (0)	18.3m (1)	3:05.35	28.74s	28.35s
13 CALLMEWHATUWAN	10	21.7m	18.4m (1)	13.3m (2)	3:05.72	28.53s	29.07s
12 MAGNUS VICTOR	11	48.2m	12.3m (0)	32.0m (0)	3:07.70	30.30s	29.72s
10 LOUIE DIOR	12	205.8m	4.2m (0)	135.9m (0)	3:19.45	38.28s	34.07s

Finish Position and metres gained from 800m



PJ Harness Analyser
Sectional Analysis Software – Not just a formguide!

www.facebook.com/PJHarnessRacing



RISE Digital, Harness Racing Australia nor the provider accepts any responsibility for the completeness or accuracy of any of the information contained herein, and makes no representations about its suitability for any particular purpose. Users should make their own judgements about those matters and/or seek independent advice. You assume all risks associated with use of data provided on this page

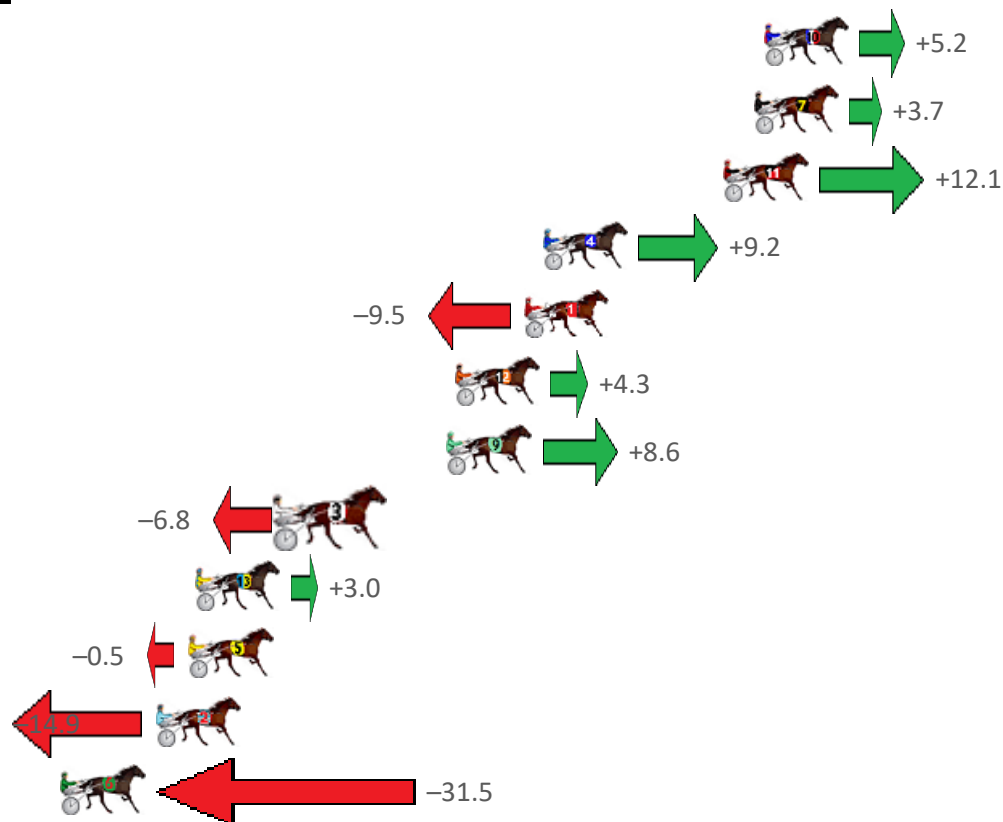
Gloucester Park Race 6 Distance 2130m

Friday, 20 October 2023

Gross Time: 2:33.00 MileRate: 1:55.60 LeadTime: 37.00s First Qtr: 30.30s Second Qtr: 29.00s Third Qtr: 27.70s Fourth Qtr: 29.00s

NoHorse	Plc	Mar	800 Posi	400 Posi	Time	3rd Qtr	4th Qtr
10 TAKING THE MIKI	1	0.0m	5.2m (0)	0.6m (1)	2:33.00	27.38s	28.96s
7 CYCLONE CHARLOTT	2	0.4m	4.1m (1)	5.7m (1)	2:33.03	27.82s	28.63s
11 MIGHTHAVTIME	3	1.6m	13.7m (0)	10.3m (1)	2:33.12	27.48s	28.40s
4 MY PRAYER	4	8.8m	18.0m (0)	15.3m (0)	2:33.67	27.54s	28.59s
1 STORMYSKYES	5	9.5m	0.0m (0)	0.0m (0)	2:33.72	27.70s	29.72s
12 BORN TO BOOGIE	6	12.3m	16.6m (1)	21.1m (2)	2:33.94	28.04s	28.45s
9 BEYOND THE SEA	7	12.6m	21.2m (1)	16.5m (2)	2:33.96	27.40s	28.79s
3 SIMPLY SHAZ	8	19.0m	12.2m (1)	19.6m (1)	2:34.45	28.24s	29.06s
13 STENO	9	22.6m	25.6m (1)	20.8m (3)	2:34.72	27.41s	29.25s
5 REBLINE	10	22.9m	22.4m (0)	19.3m (0)	2:34.74	27.52s	29.38s
2 QUEENINTHECORNE	11	24.2m	9.3m (0)	8.0m (0)	2:34.84	27.62s	30.28s
6 STAR OF DIAMONDS	12	39.4m	7.9m (1)	15.6m (1)	2:36.00	28.26s	30.90s

Finish Position and metres gained from 800m



PJ Harness Analyser

Sectional Analysis Software - Not just a formguide!

www.facebook.com/PJHarnessRacing



RISE Digital, Harness Racing Australia nor the provider accepts any responsibility for the completeness or accuracy of any of the information contained herein, and makes no representations about its suitability for any particular purpose. Users should make their own judgements about those matters and/or seek independent advice. You assume all risks associated with use of data provided on this page

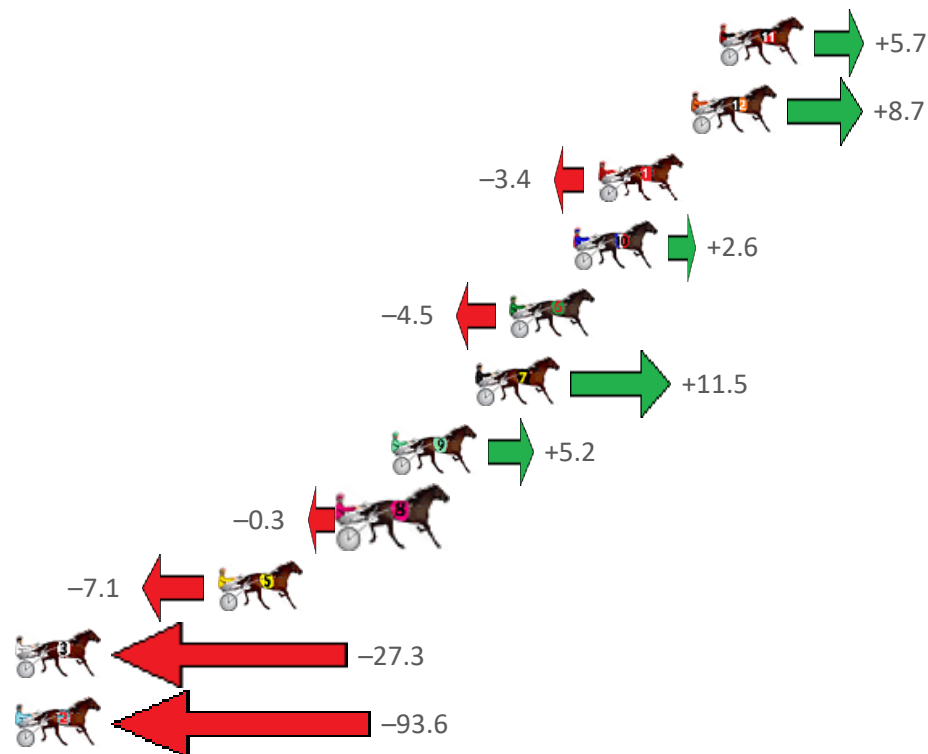
Gloucester Park Race 7 Distance 2130m

Friday, 20 October 2023

Gross Time: 2:34.90 MileRate: 1:57.00 LeadTime: 35.80s First Qtr: 30.00s Second Qtr: 29.80s Third Qtr: 29.60s Fourth Qtr: 29.70s

NoHorse	Plc	Mar	800 Posi	400 Posi	Time	3rd Qtr	4th Qtr
11 ALLAGLOW	1	0.0m	5.7m (1)	0.0m (0)	2:34.90	29.18s	29.70s
12 CASTELLA DELLACQU	2	1.1m	9.8m (1)	5.2m (1)	2:34.99	29.26s	29.40s
1 SPIRITOFANANGEL	3	4.8m	1.4m (1)	6.5m (0)	2:35.27	29.98s	29.59s
10 PUREST COPPER	4	5.8m	8.4m (0)	12.5m (1)	2:35.35	29.90s	29.23s
6 OUR LILILOU	5	8.3m	3.8m (0)	18.5m (1)	2:35.55	30.68s	28.99s
7 ZEPHYRA	6	9.7m	21.2m (2)	12.0m (2)	2:35.65	28.92s	29.57s
9 OUR LADY JEN	7	13.0m	18.2m (1)	17.7m (3)	2:35.91	29.56s	29.41s
8 GLIDING STAR	8	14.7m	14.4m (1)	16.6m (2)	2:36.04	29.76s	29.62s
5 DREAM CONTROL	9	19.9m	12.8m (0)	24.4m (1)	2:36.45	30.46s	29.45s
3 JACKIE DANIELS	10	44.4m	17.1m (0)	30.6m (2)	2:38.36	30.60s	30.90s
2 EKARA NAVAJO	11	93.6m	0.0m (0)	19.0m (0)	2:42.19	31.00s	35.59s

Finish Position and metres gained from 800m



PJ Harness Analyser

Sectional Analysis Software – Not just a formguide!

www.facebook.com/PJHarnessRacing



RISE Digital, Harness Racing Australia nor the provider accepts any responsibility for the completeness or accuracy of any of the information contained herein, and makes no representations about its suitability for any particular purpose. Users should make their own judgements about those matters and/or seek independent advice. You assume all risks associated with use of data provided on this page


Gloucester Park Race 8 Distance 2503m

Friday, 20 October 2023

Gross Time: 3:10.40 MileRate: 2:02.40 LeadTime: 74.00s First Qtr: 31.00s Second Qtr: 29.50s Third Qtr: 28.60s Fourth Qtr: 27.30s

NoHorse	Plc	Mar	800 Posi	400 Posi	Time	3rd Qtr	4th Qtr
2 CARANA	1	0.0m	0.0m (0)	0.0m (0)	3:10.40	28.60s	27.30s
9 YOURE SO FINE	2	5.4m	3.1m (1)	3.5m (1)	3:10.79	28.62s	27.45s
6 GEE SMITH	3	12.3m	8.2m (0)	8.6m (0)	3:11.28	28.62s	27.58s
8 YANKEE LINCOLN	4	15.8m	7.3m (1)	7.8m (1)	3:11.54	28.62s	27.89s
7 AMERICAN BULLITT	5	17.4m	12.4m (0)	13.3m (0)	3:11.65	28.64s	27.63s
10 MIDDLEPAGE	6	20.4m	11.5m (1)	12.7m (1)	3:11.87	28.66s	27.88s
1 MAJOR ARTIST	7	21.4m	4.2m (0)	4.6m (0)	3:11.94	28.62s	28.52s
3 COOPER	8	21.6m	16.6m (0)	17.0m (0)	3:11.95	28.60s	27.67s
4 FOLLOW THE DRAGO	9	22.5m	20.8m (0)	16.4m (1)	3:12.02	28.26s	27.78s

Finish Position and metres gained from 800m



PJ Harness Analyser

Sectional Analysis Software – Not just a formguide!

www.facebook.com/PJHarnessRacing



RISE Digital, Harness Racing Australia nor the provider accepts any responsibility for the completeness or accuracy of any of the information contained herein, and makes no representations about its suitability for any particular purpose. Users should make their own judgements about those matters and/or seek independent advice. You assume all risks associated with use of data provided on this page


Gloucester Park Race 9 Distance 2536m

Friday, 20 October 2023

Gross Time: 3:08.40 MileRate: 1:59.50 LeadTime: 69.70s First Qtr: 31.20s Second Qtr: 30.70s Third Qtr: 28.20s Fourth Qtr: 28.60s

NoHorse	Plc	Mar	800 Posi	400 Posi	Time	3rd Qtr	4th Qtr
1 ROCK ARTIST	1	0.0m	0.0m (0)	0.0m (0)	3:08.40	28.20s	28.60s
4 SOHO FIRESTONE	2	2.2m	2.6m (1)	2.3m (1)	3:08.57	28.18s	28.60s
9 CHIVALRY	3	6.8m	4.6m (2)	4.6m (2)	3:08.91	28.20s	28.79s
3 INSTA GATOR	4	9.5m	12.0m (2)	9.1m (2)	3:09.11	28.00s	28.67s
10 ROCKNROLL SPIRIT	5	9.7m	4.6m (0)	4.3m (0)	3:09.13	28.18s	29.03s
8 HEZ ALL THE RAGE	6	10.0m	6.9m (1)	6.6m (1)	3:09.15	28.18s	28.89s
5 RONALD SCOTT	7	14.0m	13.4m (0)	13.3m (0)	3:09.45	28.20s	28.71s
7 LOMBO MITCHINSO	8	16.8m	8.9m (0)	8.2m (0)	3:09.66	28.16s	29.28s
6 RUNNINGONEMPTY	9	26.2m	10.9m (1)	10.5m (1)	3:10.37	28.18s	29.83s

Finish Position and metres gained from 800m



PJ Harness Analyser

Sectional Analysis Software – Not just a formguide!

www.facebook.com/PJHarnessRacing



RISE Digital, Harness Racing Australia nor the provider accepts any responsibility for the completeness or accuracy of any of the information contained herein, and makes no representations about its suitability for any particular purpose. Users should make their own judgements about those matters and/or seek independent advice. You assume all risks associated with use of data provided on this page

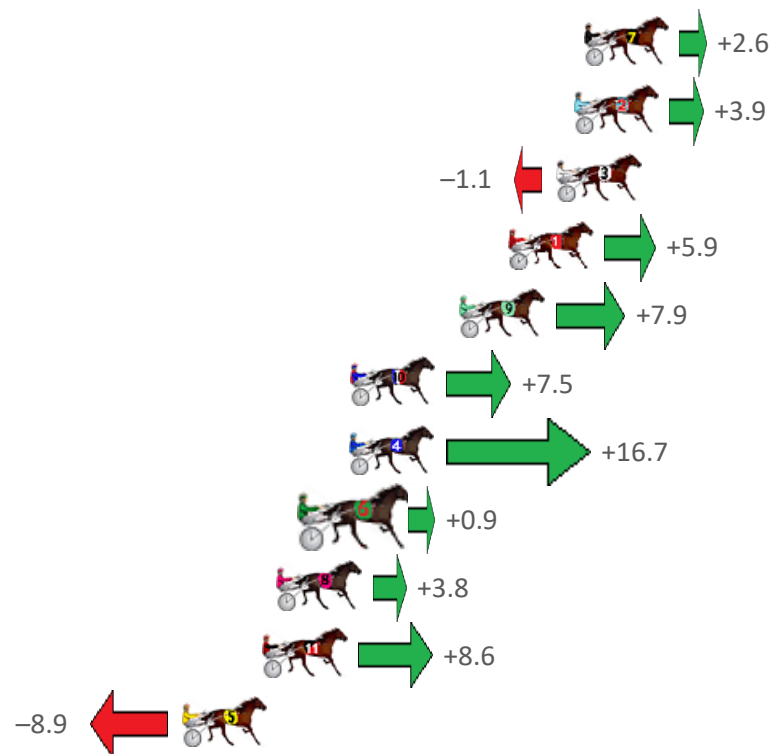
Gloucester Park Race 10 Distance 2130m

Friday, 20 October 2023

Gross Time: 2:36.00 MileRate: 1:57.90 LeadTime: 36.70s First Qtr: 31.60s Second Qtr: 30.30s Third Qtr: 28.20s Fourth Qtr: 29.20s

NoHorse	Plc	Mar	800 Posi	400 Posi	Time	3rd Qtr	4th Qtr
7 MY ULTIMATE BAXTE	1	0.0m	2.6m (1)	1.7m (1)	2:36.00	28.14s	29.08s
2 NAME IN LIGHTS	2	0.4m	4.3m (0)	5.1m (0)	2:36.03	28.26s	28.87s
3 DARDY BOY	3	1.1m	0.0m (0)	0.0m (0)	2:36.08	28.20s	29.28s
1 BATTLESCARD	4	3.0m	8.9m (0)	8.4m (1)	2:36.23	28.18s	28.83s
9 ALL AUSSIE MACH	5	4.9m	12.8m (0)	10.4m (0)	2:36.38	28.04s	28.84s
10 OUR STAR WATCH	6	9.3m	16.8m (0)	18.8m (0)	2:36.71	28.36s	28.57s
4 CAVALRY CALL	7	9.3m	26.0m (0)	27.8m (0)	2:36.71	28.36s	27.93s
6 MADDY MADDY	8	10.8m	11.7m (1)	14.1m (2)	2:36.83	28.38s	29.03s
8 HAYWIRE	9	12.2m	16.0m (1)	18.3m (2)	2:36.93	28.38s	28.83s
11 BROOKIES JET	10	12.8m	21.4m (0)	23.3m (0)	2:36.98	28.36s	28.52s
5 DISCO DYNAMO	11	16.0m	7.1m (1)	14.9m (1)	2:37.23	28.76s	29.37s

Finish Position and metres gained from 800m



PJ Harness Analyser

Sectional Analysis Software – Not just a formguide!

www.facebook.com/PJHarnessRacing



RISE Digital, Harness Racing Australia nor the provider accepts any responsibility for the completeness or accuracy of any of the information contained herein, and makes no representations about its suitability for any particular purpose. Users should make their own judgements about those matters and/or seek independent advice. You assume all risks associated with use of data provided on this page