

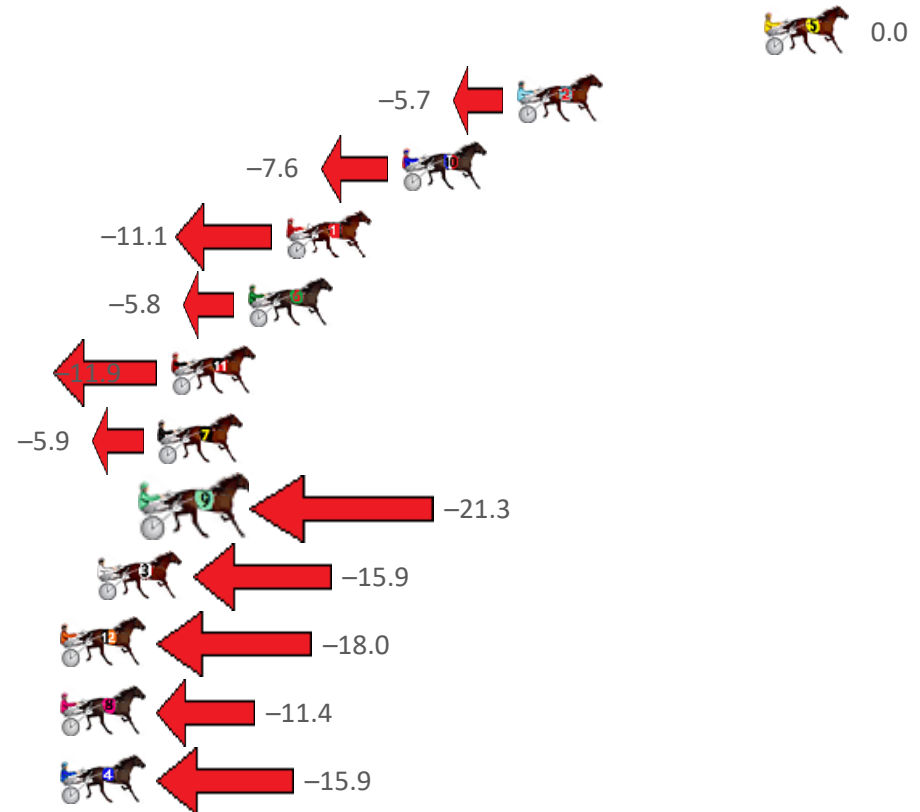
Gloucester Park Race 1 Distance 2130m

Tuesday, 24 October 2023

Gross Time: 2:37.30 MileRate: 1:58.80 LeadTime: 37.50s First Qtr: 31.60s Second Qtr: 29.60s Third Qtr: 29.60s Fourth Qtr: 29.00s

NoHorse	Plc	Mar	800 Posi	400 Posi	Time	3rd Qtr	4th Qtr
5 INDOMITABLE SYMB	1	0.0m	0.0m (0)	0.0m (0)	2:37.30	29.60s	29.00s
2 SOUNDS TREACHER	2	9.8m	4.1m (0)	4.4m (0)	2:38.05	29.62s	29.43s
10 WANDERING GIRL	3	14.4m	6.8m (1)	7.5m (1)	2:38.40	29.64s	29.55s
1 SHES A DACTYL	4	19.0m	7.9m (0)	9.3m (0)	2:38.75	29.70s	29.77s
6 CLASSICAL ELLIE	5	20.5m	14.7m (1)	6.7m (2)	2:38.86	29.00s	30.08s
11 ARMA WARRIOR	6	23.6m	11.7m (0)	13.5m (0)	2:39.10	29.72s	29.82s
7 HELLO GORGEOUS	7	24.1m	18.2m (1)	10.8m (2)	2:39.13	29.04s	30.05s
9 QUATTROSE	8	24.3m	3.0m (1)	3.6m (1)	2:39.15	29.64s	30.59s
3 JACKY DARLING	9	26.5m	10.6m (1)	11.8m (1)	2:39.32	29.68s	30.15s
12 VALHALLA ANGEL	10	33.5m	15.5m (0)	17.1m (1)	2:39.85	29.70s	30.31s
8 JUST ALL STYLE	11	34.0m	22.6m (1)	21.2m (0)	2:39.89	29.48s	30.05s
4 PENTHOUSE	12	35.8m	19.9m (0)	16.3m (2)	2:40.02	29.32s	30.54s

Finish Position and metres gained from 800m



PJ Harness Analyser

Sectional Analysis Software - Not just a formguide!

www.facebook.com/PJHarnessRacing

RISE Digital, Harness Racing Australia nor the provider accepts any responsibility for the completeness or accuracy of any of the information contained herein, and makes no representations about its suitability for any particular purpose. Users should make their own judgements about those matters and/or seek independent advice. You assume all risks associated with use of data provided on this page

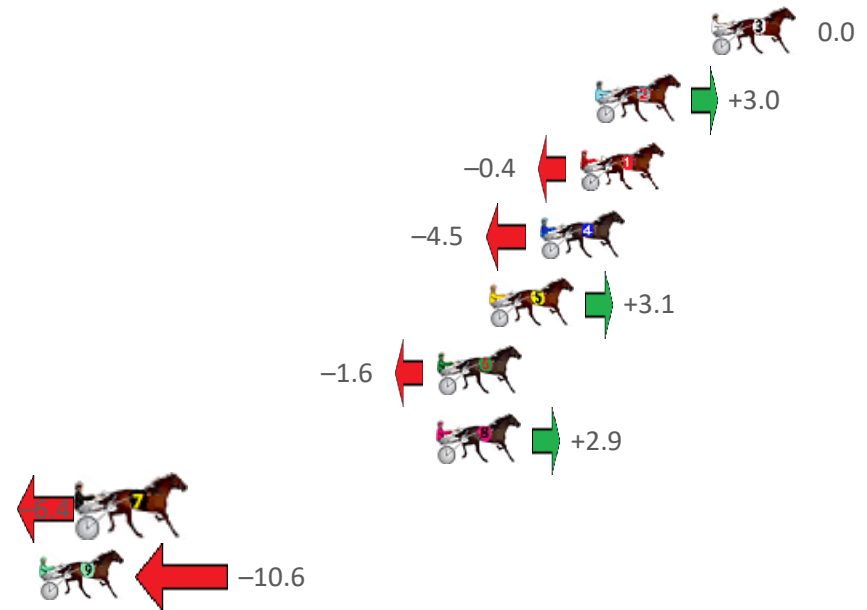
Gloucester Park Race 2 Distance 2130m

Tuesday, 24 October 2023

Gross Time: 2:34.30 MileRate: 1:56.60 LeadTime: 36.80s First Qtr: 30.50s Second Qtr: 29.50s Third Qtr: 28.50s Fourth Qtr: 29.00s

NoHorse	Plc	Mar	800 Posi	400 Posi	Time	3rd Qtr	4th Qtr
3 PELIGROSO	1	0.0m	0.0m (0)	0.0m (0)	2:34.30	28.50s	29.00s
2 FLEUR DU MAQUIS	2	4.6m	7.6m (1)	9.6m (1)	2:34.65	28.64s	28.67s
1 TUX AND TAILS	3	5.2m	4.8m (0)	6.2m (0)	2:34.70	28.60s	28.96s
4 THE WATCH MAKER	4	6.8m	2.3m (1)	3.1m (1)	2:34.82	28.56s	29.30s
5 SPEEDWAGON	5	8.8m	11.9m (1)	10.4m (2)	2:34.97	28.40s	28.93s
6 IMPRESSIVE SIGNS	6	10.9m	9.3m (0)	11.5m (0)	2:35.13	28.66s	29.01s
8 OUR STAR WATCH	7	10.9m	13.8m (0)	16.0m (0)	2:35.13	28.66s	28.69s
7 GENERAL JOLT	8	24.8m	18.4m (0)	22.4m (0)	2:36.19	28.80s	29.29s
9 IM SPIDERMAN	9	26.7m	16.1m (1)	16.3m (1)	2:36.33	28.52s	29.87s

Finish Position and metres gained from 800m





PJ Harness Analyser

Sectional Analysis Software - Not just a formguide!

www.facebook.com/PJHarnessRacing



RISE Digital, Harness Racing Australia nor the provider accepts any responsibility for the completeness or accuracy of any of the information contained herein, and makes no representations about its suitability for any particular purpose. Users should make their own judgements about those matters and/or seek independent advice. You assume all risks associated with use of data provided on this page

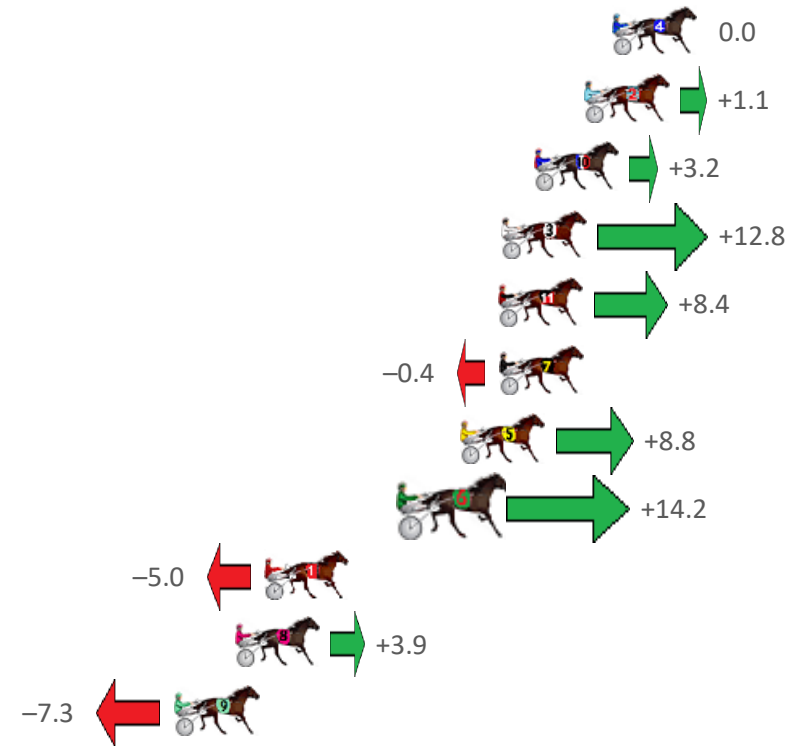
Gloucester Park Race 3 Distance 2536m

Tuesday, 24 October 2023

Gross Time: 3:08.80 MileRate: 1:59.80 LeadTime: 67.90s First Qtr: 31.00s Second Qtr: 30.10s Third Qtr: 29.40s Fourth Qtr: 30.40s

NoHorse	Plc	Mar	800 Posi	400 Posi	Time	3rd Qtr	4th Qtr
4 ZACCY MAC	1	0.0m	0.0m (0)	0.0m (0)	3:08.80	29.40s	30.40s
2 LETS ROCK TONIGHT	2	1.1m	2.2m (1)	3.3m (1)	3:08.89	29.48s	30.25s
10 WALSH	3	3.1m	6.3m (1)	7.8m (1)	3:09.05	29.52s	30.06s
3 EUSTON FLYER	4	4.4m	17.2m (0)	19.1m (1)	3:09.15	29.56s	29.33s
11 CAPTAINS BEACHBA	5	4.5m	12.9m (0)	16.7m (0)	3:09.16	29.70s	29.52s
7 PRIDDAH	6	4.5m	4.1m (0)	4.9m (0)	3:09.16	29.46s	30.40s
5 STRIKE MASTER	7	6.0m	14.8m (1)	14.6m (2)	3:09.28	29.40s	29.79s
6 DOCTOR STEVE	8	8.0m	22.2m (2)	10.3m (2)	3:09.44	28.54s	30.27s
1 SONIC CHIP	9	13.8m	8.8m (0)	10.2m (0)	3:09.90	29.52s	30.74s
8 ALLWOOD WIZARD	10	15.0m	18.9m (1)	16.8m (3)	3:09.99	29.27s	30.35s
9 ACOLTNAMEDSU	11	17.4m	10.1m (1)	12.4m (1)	3:10.18	29.58s	30.86s

Finish Position and metres gained from 800m





PJ Harness Analyser

Sectional Analysis Software - Not just a formguide!

www.facebook.com/PJHarnessRacing



RISE Digital, Harness Racing Australia nor the provider accepts any responsibility for the completeness or accuracy of any of the information contained herein, and makes no representations about its suitability for any particular purpose. Users should make their own judgements about those matters and/or seek independent advice. You assume all risks associated with use of data provided on this page

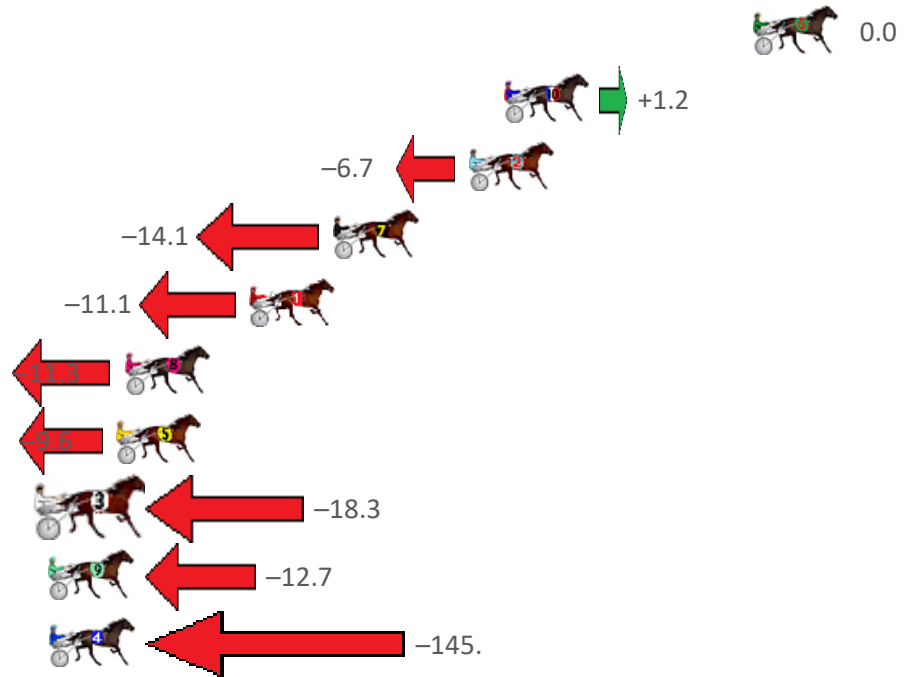
Gloucester Park Race 4 Distance 2130m

Tuesday, 24 October 2023

Gross Time: 2:35.00 MileRate: 1:57.10 LeadTime: 38.20s First Qtr: 30.10s Second Qtr: 30.10s Third Qtr: 28.20s Fourth Qtr: 28.40s

NoHorse	Plc	Mar	800 Posi	400 Posi	Time	3rd Qtr	4th Qtr
6 PAROQUET	1	0.0m	0.0m (0)	0.0m (0)	2:35.00	28.20s	28.40s
10 MONTANA GLORY	2	9.9m	11.1m (2)	6.3m (1)	2:35.74	27.86s	28.70s
2 SHOOT THROUGH	3	11.3m	4.6m (0)	4.6m (0)	2:35.84	28.20s	28.92s
7 MY ULTIMATE BAXTE	4	16.7m	2.6m (1)	2.0m (1)	2:36.25	28.16s	29.50s
1 BATAVIA BLACKHOLE	5	20.0m	8.9m (0)	10.2m (0)	2:36.49	28.30s	29.17s
8 SPUDMEISTER	6	25.0m	13.7m (0)	16.2m (0)	2:36.87	28.38s	29.13s
5 TRIPLE BRIE	7	25.3m	15.7m (2)	15.1m (1)	2:36.89	28.16s	29.23s
3 CHERRY ON THE CAK	8	31.1m	12.8m (1)	19.1m (1)	2:37.32	28.64s	29.38s
9 MISTER MONTBLAN	9	33.0m	20.3m (2)	12.9m (2)	2:37.46	27.68s	29.96s
4 BLUE BLAZER	10	154.0m	8.3m (1)	101.8m (1)	2:46.49	34.78s	32.73s

Finish Position and metres gained from 800m





PJ Harness Analyser

Sectional Analysis Software - Not just a formguide!

www.facebook.com/PJHarnessRacing



RISE Digital, Harness Racing Australia nor the provider accepts any responsibility for the completeness or accuracy of any of the information contained herein, and makes no representations about its suitability for any particular purpose. Users should make their own judgements about those matters and/or seek independent advice. You assume all risks associated with use of data provided on this page

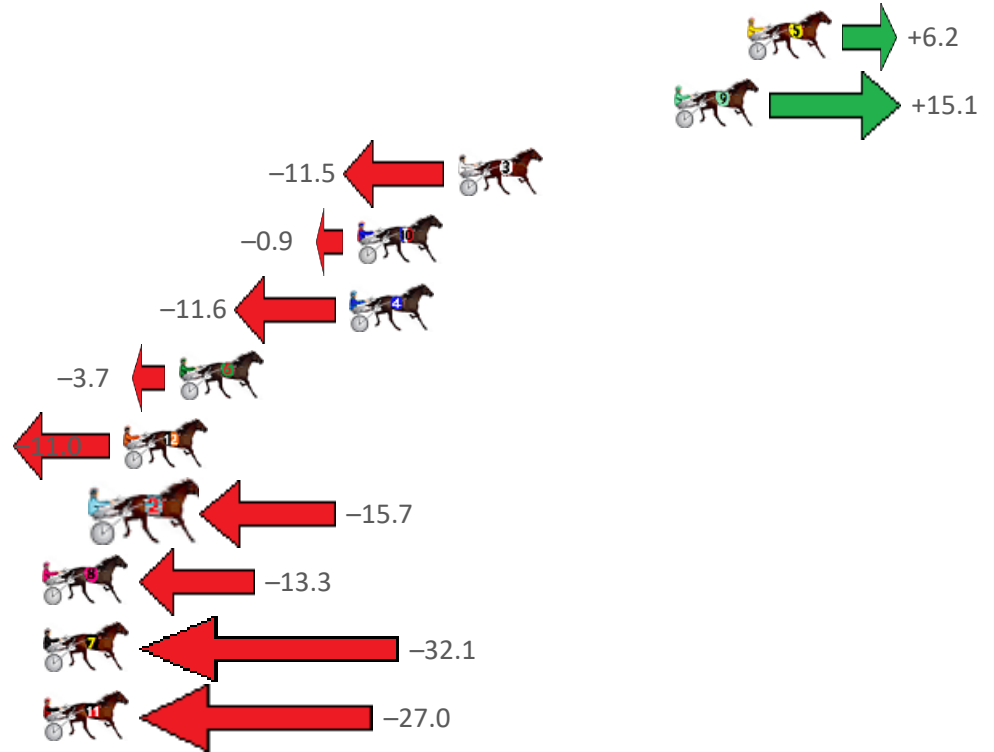
Gloucester Park Race 5 Distance 2130m

Tuesday, 24 October 2023

Gross Time: 2:35.30 MileRate: 1:57.30 LeadTime: 37.00s First Qtr: 30.80s Second Qtr: 28.60s Third Qtr: 29.40s Fourth Qtr: 29.50s

NoHorse	Plc	Mar	800 Posi	400 Posi	Time	3rd Qtr	4th Qtr
5 FIVE BANGLES	1	0.0m	6.2m (1)	0.0m (1)	2:35.30	28.96s	29.50s
9 ALTA QUEEN	2	2.9m	18.0m (2)	4.4m (2)	2:35.52	28.44s	29.40s
3 TORREVEAN AMY	3	11.5m	0.0m (0)	0.0m (0)	2:36.19	29.40s	30.39s
10 MERAVIGLIA	4	15.5m	14.6m (1)	13.4m (1)	2:36.50	29.34s	29.72s
4 ALEXANDRA THEGRE	5	15.8m	4.2m (0)	4.7m (0)	2:36.52	29.44s	30.38s
6 VALHALLA MISS	6	22.6m	18.9m (1)	9.6m (2)	2:37.05	28.76s	30.54s
12 EYE BETTER	7	24.8m	13.8m (0)	15.6m (0)	2:37.22	29.56s	30.28s
2 JADES FORTUNE	8	25.6m	9.9m (0)	10.7m (0)	2:37.28	29.48s	30.70s
8 COURAGE OF LOMB	9	31.6m	18.3m (0)	19.4m (0)	2:37.74	29.52s	30.52s
7 BELLA RAGAZZA	10	33.8m	1.7m (1)	4.4m (1)	2:37.91	29.60s	31.79s
11 LILLYROSE	11	37.4m	10.4m (1)	9.1m (1)	2:38.19	29.32s	31.73s

Finish Position and metres gained from 800m





PJ Harness Analyser

Sectional Analysis Software - Not just a formguide!

www.facebook.com/PJHarnessRacing



RISE Digital, Harness Racing Australia nor the provider accepts any responsibility for the completeness or accuracy of any of the information contained herein, and makes no representations about its suitability for any particular purpose. Users should make their own judgements about those matters and/or seek independent advice. You assume all risks associated with use of data provided on this page


Gloucester Park Race 6 Distance 2536m

Tuesday, 24 October 2023

Gross Time: 3:09.70 MileRate: 2:00.40 LeadTime: 70.70s First Qtr: 31.10s Second Qtr: 29.00s Third Qtr: 29.50s Fourth Qtr: 29.40s

NoHorse	Plc	Mar	800 Posi	400 Posi	Time	3rd Qtr	4th Qtr
9 TORPEDO ROCK	1	0.0m	16.7m (1)	3.6m (2)	3:09.70	28.56s	29.14s
7 BEALAWYER	2	10.0m	9.2m (1)	10.5m (3)	3:10.47	29.61s	29.40s
3 GOV STARZZZ	3	10.1m	4.4m (0)	4.4m (0)	3:10.48	29.50s	29.86s
5 MADDYS NINO	4	10.9m	0.0m (0)	0.0m (0)	3:10.54	29.50s	30.24s
4 JILLIBY JAKE	5	14.8m	4.7m (1)	8.0m (2)	3:10.84	29.74s	29.96s
1 GOTA GOOD WARH	6	16.5m	9.2m (0)	8.5m (0)	3:10.97	29.46s	30.05s
10 UNDER THE ALTA	7	20.8m	0.6m (1)	4.1m (1)	3:11.30	29.76s	30.70s
6 ALFREDI	8	24.8m	13.0m (1)	10.7m (1)	3:11.61	29.34s	30.53s
11 TEPELO STAR	9	26.2m	13.3m (0)	13.7m (0)	3:11.72	29.54s	30.42s
2 THE PARTY BOY	10	27.1m	21.9m (0)	16.2m (1)	3:11.79	29.10s	30.31s
8 BELONERO	11	34.9m	17.8m (0)	19.1m (0)	3:12.39	29.62s	30.69s

Finish Position and metres gained from 800m





PJ Harness Analyser

Sectional Analysis Software - Not just a formguide!

www.facebook.com/PJHarnessRacing



RISE Digital, Harness Racing Australia nor the provider accepts any responsibility for the completeness or accuracy of any of the information contained herein, and makes no representations about its suitability for any particular purpose. Users should make their own judgements about those matters and/or seek independent advice. You assume all risks associated with use of data provided on this page

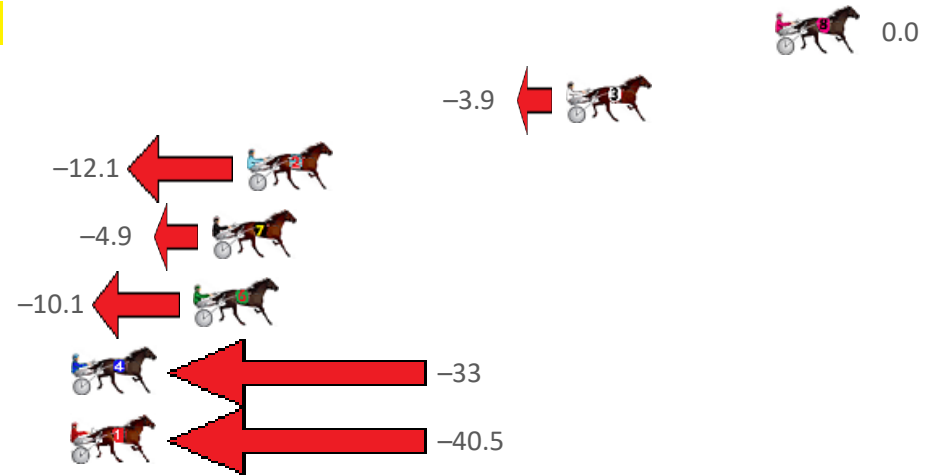
Gloucester Park Race 7 Distance 2130m

Tuesday, 24 October 2023

Gross Time: 2:37.10 MileRate: 1:58.70 LeadTime: 38.10s First Qtr: 31.30s Second Qtr: 30.60s Third Qtr: 29.00s Fourth Qtr: 28.10s

NoHorse	Plc	Mar	800 Posi	400 Posi	Time	3rd Qtr	4th Qtr
8 MY WATCHLIST	1	0.0m	0.0m (0)	0.0m (0)	2:37.10	29.00s	28.10s
3 GALAXY WARRIOR	2	8.3m	4.4m (0)	4.2m (0)	2:37.71	28.98s	28.41s
2 STRAYLYA	3	21.0m	8.9m (0)	10.2m (0)	2:38.65	29.08s	28.93s
7 GHOSTWRITER	4	22.4m	17.5m (0)	18.9m (1)	2:38.75	29.08s	28.41s
6 IM DRINKINDOUBLES	5	23.1m	13.0m (0)	14.4m (0)	2:38.81	29.08s	28.79s
4 FARRIERS TROUBLE	6	35.7m	3.1m (1)	8.2m (1)	2:39.74	29.36s	30.15s
1 THINGS CHANGE	7	48.3m	7.8m (1)	14.7m (1)	2:40.67	29.48s	30.63s

Finish Position and metres gained from 800m





PJ Harness Analyser

Sectional Analysis Software - Not just a formguide!

www.facebook.com/PJHarnessRacing



RISE Digital, Harness Racing Australia nor the provider accepts any responsibility for the completeness or accuracy of any of the information contained herein, and makes no representations about its suitability for any particular purpose. Users should make their own judgements about those matters and/or seek independent advice. You assume all risks associated with use of data provided on this page

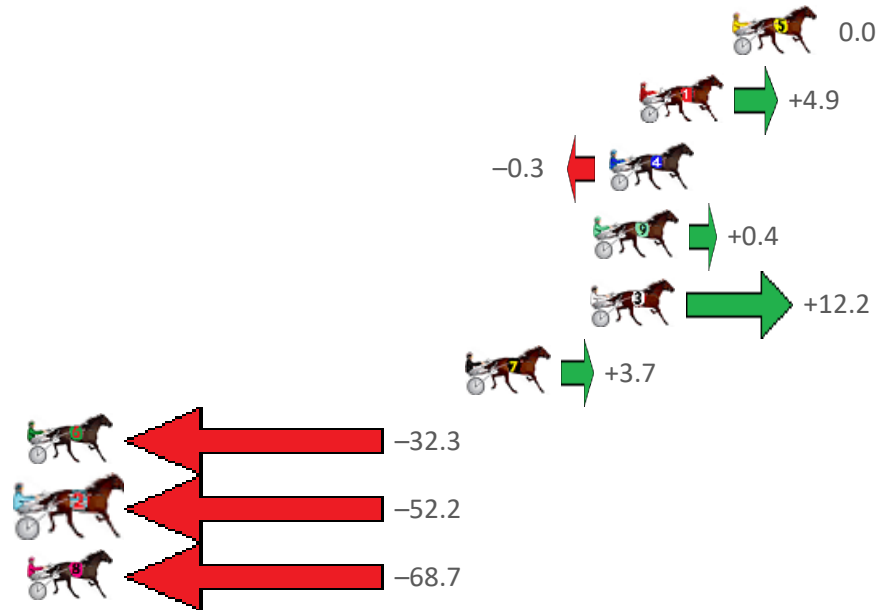
Gloucester Park Race 8 Distance 2130m

Tuesday, 24 October 2023

Gross Time: 2:39.00 MileRate: 2:00.20 LeadTime: 38.10s First Qtr: 30.60s Second Qtr: 30.70s Third Qtr: 29.80s Fourth Qtr: 29.80s

NoHorse	Plc	Mar	800 Posi	400 Posi	Time	3rd Qtr	4th Qtr
5 ADORE ME SOME M	1	0.0m	0.0m (0)	0.0m (0)	2:39.00	29.80s	29.80s
1 CUTTING ROSES	2	3.7m	8.6m (0)	7.3m (1)	2:39.29	29.70s	29.55s
4 IMMACHULATE	3	4.9m	4.6m (0)	4.3m (0)	2:39.38	29.78s	29.86s
9 MISS LAUREL LEA	4	5.5m	5.9m (1)	3.3m (2)	2:39.43	29.60s	29.99s
3 STAR OF KAOS	5	5.6m	17.8m (0)	16.2m (0)	2:39.44	29.68s	29.04s
7 SYNCOPATION	6	10.6m	14.3m (1)	14.1m (2)	2:39.83	29.78s	29.58s
6 EILEENMAY	7	42.6m	10.3m (1)	9.2m (2)	2:42.33	29.72s	32.44s
2 RUN STELLA RUN	8	65.7m	13.5m (0)	24.0m (0)	2:44.13	30.58s	33.15s
8 ADVANCE STRIKE	9	70.3m	1.6m (1)	11.1m (1)	2:44.49	30.50s	34.47s

Finish Position and metres gained from 800m



PJ Harness Analyser

Sectional Analysis Software - Not just a formguide!

www.facebook.com/PJHarnessRacing

RISE Digital, Harness Racing Australia nor the provider accepts any responsibility for the completeness or accuracy of any of the information contained herein, and makes no representations about its suitability for any particular purpose. Users should make their own judgements about those matters and/or seek independent advice. You assume all risks associated with use of data provided on this page

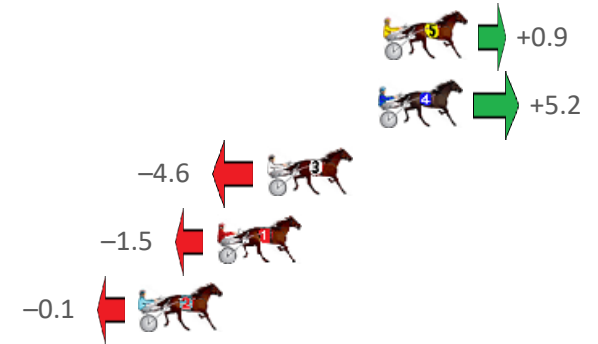
Gloucester Park Race 9 Distance 2130m

Tuesday, 24 October 2023

Gross Time: 2:40.20 MileRate: 2:01.00 LeadTime: 40.80s First Qtr: 32.10s Second Qtr: 30.90s Third Qtr: 28.40s Fourth Qtr: 28.00s

NoHorse	Plc	Mar	800 Posi	400 Posi	Time	3rd Qtr	4th Qtr
5 ARTFUL MAJOR	1	0.0m	0.9m (1)	1.2m (1)	2:40.20	28.42s	27.92s
4 IDEAL MUSCLE	2	0.2m	5.4m (1)	5.2m (1)	2:40.21	28.38s	27.65s
3 ARMA BELIEVER	3	4.6m	0.0m (0)	0.0m (0)	2:40.54	28.40s	28.34s
1 MISS SHAHJA	4	6.6m	5.1m (0)	6.3m (0)	2:40.69	28.48s	28.05s
2 ARIONROCK	5	9.7m	9.6m (0)	11.7m (0)	2:40.91	28.54s	27.89s

Finish Position and metres gained from 800m





PJ Harness Analyser

Sectional Analysis Software - Not just a formguide!

www.facebook.com/PJHarnessRacing



RISE Digital, Harness Racing Australia nor the provider accepts any responsibility for the completeness or accuracy of any of the information contained herein, and makes no representations about its suitability for any particular purpose. Users should make their own judgements about those matters and/or seek independent advice. You assume all risks associated with use of data provided on this page