

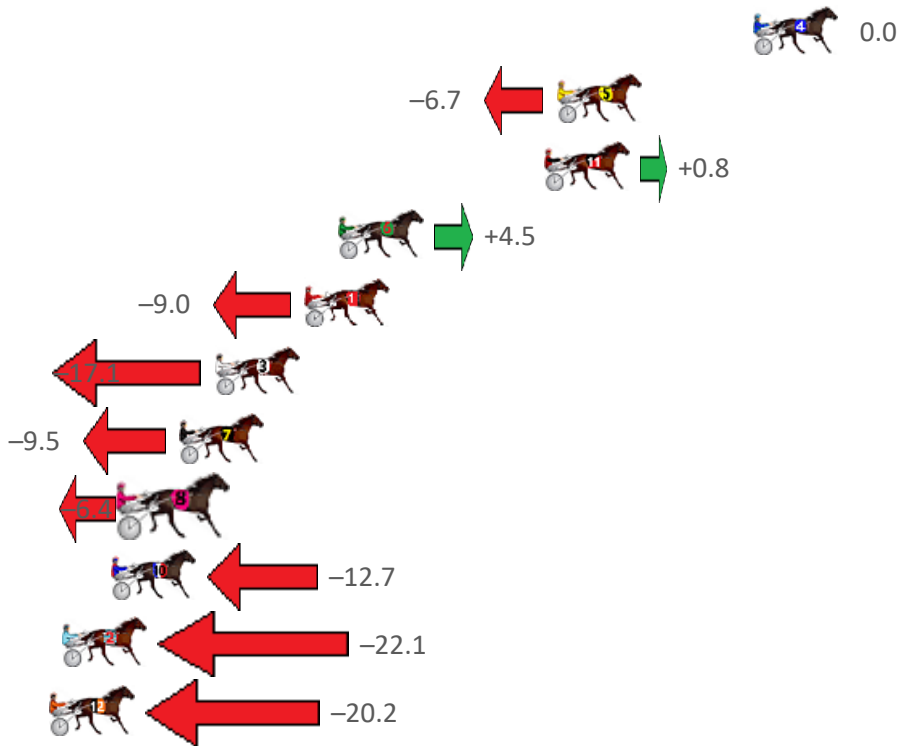
Gloucester Park Race 1 Distance 2130m

Friday, 27 October 2023

Gross Time: 2:33.10 MileRate: 1:55.70 LeadTime: 35.90s First Qtr: 30.50s Second Qtr: 29.30s Third Qtr: 28.40s Fourth Qtr: 29.00s

NoHorse	Plc	Mar	800 Posi	400 Posi	Time	3rd Qtr	4th Qtr
4 IMA FIVESTAR GENE	1	0.0m	0.0m (0)	0.0m (0)	2:33.10	28.40s	29.00s
5 AMERICAN ARMA	2	7.8m	1.1m (1)	2.8m (1)	2:33.69	28.52s	29.39s
11 ROCKABALL	3	8.3m	9.1m (2)	6.8m (2)	2:33.73	28.24s	29.15s
6 GEE SMITH	4	16.5m	21.0m (0)	20.5m (0)	2:34.36	28.38s	28.80s
1 AMERICAN BULLITT	5	17.8m	8.8m (0)	12.1m (0)	2:34.45	28.64s	29.49s
3 MISTER FORTUNIA	6	21.4m	4.3m (0)	7.9m (0)	2:34.73	28.66s	30.07s
7 FIREROCKFIREROLL	7	22.8m	13.3m (2)	12.7m (3)	2:34.83	28.37s	29.83s
8 SIMPLY SHAZ	8	24.8m	18.4m (2)	16.9m (1)	2:34.99	28.30s	29.68s
10 BAYARDO	9	25.5m	12.8m (0)	16.5m (0)	2:35.04	28.68s	29.76s
2 FOLLOW THE DRAGO	10	27.5m	5.4m (1)	10.7m (1)	2:35.19	28.78s	30.33s
12 AMAZING AMERICA	11	35.2m	15.0m (1)	13.2m (2)	2:35.78	28.28s	30.73s

Finish Position and metres gained from 800m





PJ Harness Analyser

Sectional Analysis Software - Not just a formguide!

www.facebook.com/PJHarnessRacing



RISE Digital, Harness Racing Australia nor the provider accepts any responsibility for the completeness or accuracy of any of the information contained herein, and makes no representations about its suitability for any particular purpose. Users should make their own judgements about those matters and/or seek independent advice. You assume all risks associated with use of data provided on this page

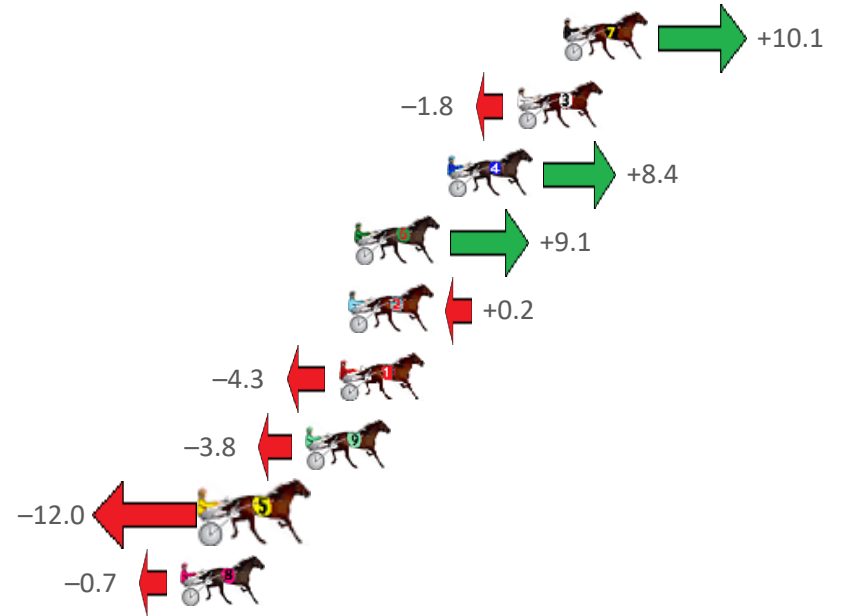
Gloucester Park Race 2 Distance 2130m

Friday, 27 October 2023

Gross Time: 2:35.00 MileRate: 1:57.10 LeadTime: 37.50s First Qtr: 31.00s Second Qtr: 30.10s Third Qtr: 27.80s Fourth Qtr: 28.60s

NoHorse	Plc	Mar	800 Posi	400 Posi	Time	3rd Qtr	4th Qtr
7 TRICKY MIKI	1	0.0m	10.1m (2)	0.0m (1)	2:35.00	27.10s	28.60s
3 SOHO DOW JONES	2	1.8m	0.0m (0)	1.9m (0)	2:35.14	27.94s	28.60s
4 LAMANDIER	3	4.6m	13.0m (0)	14.5m (1)	2:35.35	27.92s	27.93s
6 GETN WIGGY WITHIT	4	8.3m	17.4m (0)	17.4m (2)	2:35.62	27.82s	28.00s
2 MACHNIFICENT	5	8.5m	8.7m (0)	10.0m (1)	2:35.64	27.90s	28.54s
1 WITHOUTHETUH	6	8.9m	4.6m (0)	5.9m (0)	2:35.67	27.90s	28.85s
9 ROCKNROLL ELLIOT	7	10.2m	6.4m (1)	5.7m (2)	2:35.77	27.76s	28.97s
5 MR FANTASTIC	8	14.0m	2.0m (1)	6.0m (1)	2:36.05	28.08s	29.23s
8 OTIS	9	15.2m	14.5m (2)	5.5m (3)	2:36.14	27.18s	29.36s

Finish Position and metres gained from 800m





PJ Harness Analyser

Sectional Analysis Software - Not just a formguide!

www.facebook.com/PJHarnessRacing



RISE Digital, Harness Racing Australia nor the provider accepts any responsibility for the completeness or accuracy of any of the information contained herein, and makes no representations about its suitability for any particular purpose. Users should make their own judgements about those matters and/or seek independent advice. You assume all risks associated with use of data provided on this page

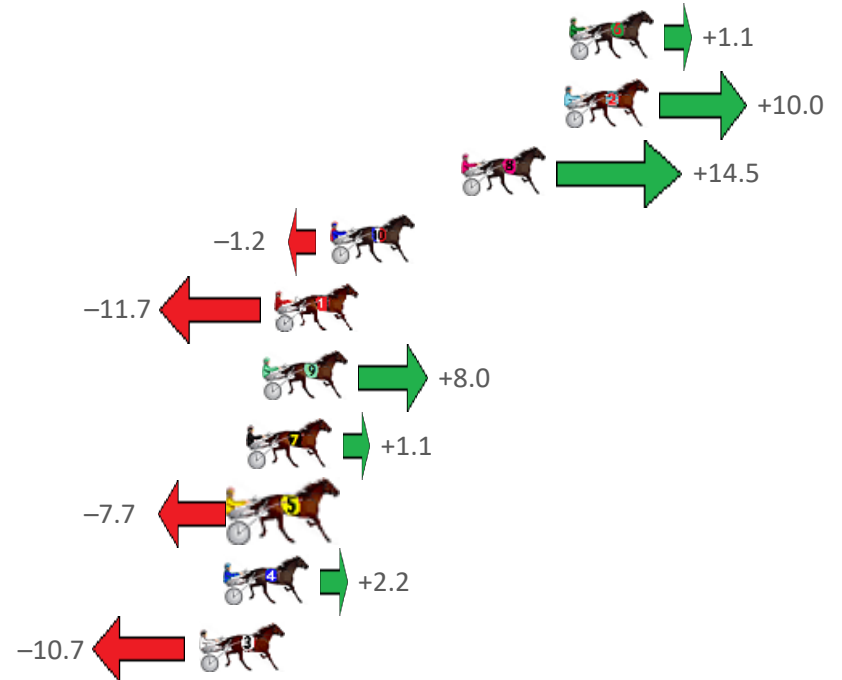
Gloucester Park Race 3 Distance 2130m

Friday, 27 October 2023

Gross Time: 2:34.30 MileRate: 1:56.60 LeadTime: 36.40s First Qtr: 30.80s Second Qtr: 28.80s Third Qtr: 28.30s Fourth Qtr: 30.00s

NoHorse	Plc	Mar	800 Posi	400 Posi	Time	3rd Qtr	4th Qtr
6 CHAL PATCH	1	0.0m	1.1m (1)	0.9m (1)	2:34.30	28.28s	29.94s
2 CORDERO	2	0.2m	10.2m (1)	13.8m (1)	2:34.32	28.58s	29.01s
8 MASTER PUBLISHER	3	4.3m	18.8m (0)	21.5m (0)	2:34.64	28.54s	28.78s
10 ALCOPONY	4	9.5m	8.3m (0)	8.6m (2)	2:35.05	28.34s	30.12s
1 WATTS UP SUNSHIN	5	11.7m	0.0m (0)	0.0m (0)	2:35.22	28.30s	30.92s
9 FASTER THAN DAD	6	12.2m	20.2m (1)	24.9m (2)	2:35.26	28.68s	29.15s
7 MIDDLEPAGE	7	12.8m	13.9m (0)	13.3m (0)	2:35.31	28.28s	30.05s
5 PINNY TIGER	8	13.1m	5.4m (1)	5.6m (1)	2:35.33	28.32s	30.63s
4 JETT STAR	9	13.7m	15.9m (1)	21.8m (1)	2:35.38	28.76s	29.49s
3 THOMSON BAY	10	14.7m	4.0m (0)	5.5m (0)	2:35.46	28.42s	30.76s

Finish Position and metres gained from 800m



PJ Harness Analyser

Sectional Analysis Software - Not just a formguide!

www.facebook.com/PJHarnessRacing

RISE Digital, Harness Racing Australia nor the provider accepts any responsibility for the completeness or accuracy of any of the information contained herein, and makes no representations about its suitability for any particular purpose. Users should make their own judgements about those matters and/or seek independent advice. You assume all risks associated with use of data provided on this page

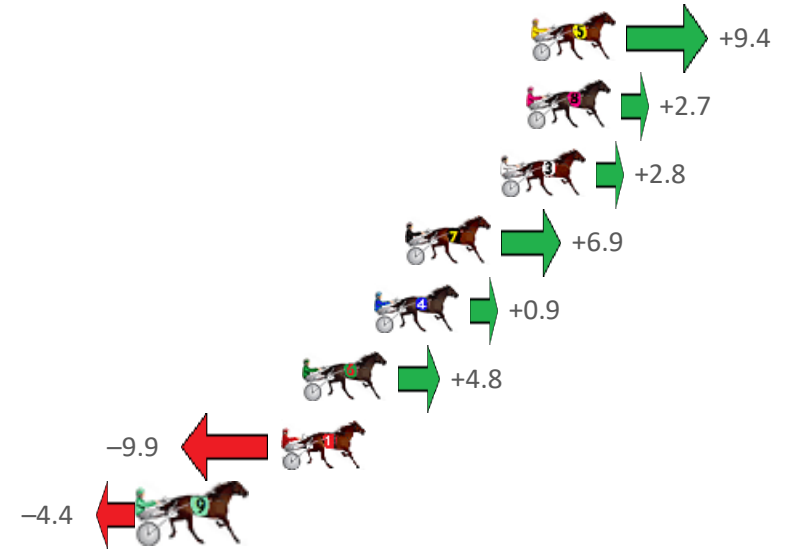
Gloucester Park Race 4 Distance 2130m

Friday, 27 October 2023

Gross Time: 2:33.40 MileRate: 1:55.90 LeadTime: 37.60s First Qtr: 29.70s Second Qtr: 29.00s Third Qtr: 28.30s Fourth Qtr: 28.80s

NoHorse	Plc	Mar	800 Posi	400 Posi	Time	3rd Qtr	4th Qtr
5 BLITZEMBYE	1	0.0m	9.4m (0)	8.2m (0)	2:33.40	28.22s	28.22s
8 VALENTINES BROOK	2	0.2m	2.9m (1)	2.0m (1)	2:33.42	28.24s	28.67s
3 PATRONUS STAR	3	1.2m	4.0m (0)	4.2m (0)	2:33.49	28.32s	28.59s
7 ARMA EINSTEIN	4	5.0m	11.9m (1)	10.5m (1)	2:33.78	28.20s	28.44s
4 THE MUSTANG	5	6.2m	7.1m (1)	5.7m (2)	2:33.87	28.20s	28.87s
6 BABYFACE ADDA	6	9.1m	13.9m (0)	12.4m (0)	2:34.09	28.20s	28.61s
1 VAMPIRO	7	9.9m	0.0m (0)	0.0m (0)	2:34.15	28.30s	29.55s
9 WHATABRO	8	15.2m	10.8m (2)	15.6m (1)	2:34.55	28.64s	28.85s

Finish Position and metres gained from 800m





PJ Harness Analyser

Sectional Analysis Software - Not just a formguide!

www.facebook.com/PJHarnessRacing



RISE Digital, Harness Racing Australia nor the provider accepts any responsibility for the completeness or accuracy of any of the information contained herein, and makes no representations about its suitability for any particular purpose. Users should make their own judgements about those matters and/or seek independent advice. You assume all risks associated with use of data provided on this page


Gloucester Park Race 5 Distance 2130m

Friday, 27 October 2023

Gross Time: 2:33.40 MileRate: 1:55.90 LeadTime: 36.50s First Qtr: 29.20s Second Qtr: 31.10s Third Qtr: 28.20s Fourth Qtr: 28.40s

NoHorse	Plc	Mar	800 Posi	400 Posi	Time	3rd Qtr	4th Qtr
1 DIEGO	1	0.0m	0.0m (0)	0.0m (0)	2:33.40	28.20s	28.40s
9 MAGNIFICENT STOR	2	0.4m	4.9m (1)	6.3m (1)	2:33.43	28.30s	27.99s
8 TENZING BROMAC	3	1.2m	0.9m (1)	2.3m (1)	2:33.49	28.30s	28.33s
10 HIMSELF	4	4.5m	4.6m (0)	4.6m (0)	2:33.74	28.20s	28.42s
11 PRINCE OF PLEASUR	5	5.0m	9.4m (0)	8.5m (0)	2:33.77	28.14s	28.17s
12 JUMPINGJACKMAC	6	7.5m	10.0m (2)	8.6m (2)	2:33.96	28.10s	28.36s
3 MINSTREL	7	8.2m	6.0m (2)	4.3m (2)	2:34.01	28.08s	28.71s
5 WILDWEST	8	8.7m	13.7m (0)	12.8m (0)	2:34.05	28.14s	28.15s
4 STEEL THE SHOW	9	9.8m	9.1m (1)	10.0m (1)	2:34.13	28.26s	28.43s
7 MIGHTY RONALDO	10	11.1m	17.7m (1)	17.9m (1)	2:34.23	28.22s	27.97s
2 LOYALIST	11	11.5m	13.4m (1)	14.0m (1)	2:34.26	28.24s	28.28s
6 GALACTIC STAR	12	12.8m	18.0m (0)	17.6m (0)	2:34.35	28.18s	28.11s

Finish Position and metres gained from 800m



PJ Harness Analyser

Sectional Analysis Software - Not just a formguide!

www.facebook.com/PJHarnessRacing

RISE Digital, Harness Racing Australia nor the provider accepts any responsibility for the completeness or accuracy of any of the information contained herein, and makes no representations about its suitability for any particular purpose. Users should make their own judgements about those matters and/or seek independent advice. You assume all risks associated with use of data provided on this page

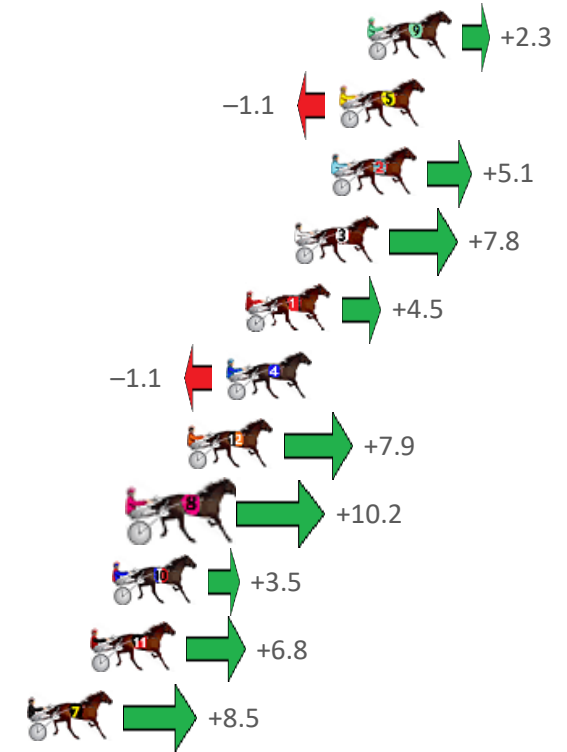
Gloucester Park Race 6 Distance 2130m

Friday, 27 October 2023

Gross Time: 2:36.50 MileRate: 1:58.20 LeadTime: 37.20s First Qtr: 31.90s Second Qtr: 30.50s Third Qtr: 28.50s Fourth Qtr: 28.40s

NoHorse	Plc	Mar	800 Posi	400 Posi	Time	3rd Qtr	4th Qtr
9 TURN THE PAGE	1	0.0m	2.3m (1)	2.6m (1)	2:36.50	28.52s	28.22s
5 ROCKNROLL SASS	2	1.1m	0.0m (0)	0.0m (0)	2:36.58	28.50s	28.48s
2 MIGHTHAVTIME	3	1.4m	6.5m (1)	6.5m (1)	2:36.60	28.50s	28.04s
3 IM THEMIGHTYLUCY	4	2.9m	10.7m (1)	10.5m (1)	2:36.72	28.48s	27.87s
1 ICY WINDS	5	4.8m	9.3m (0)	8.8m (0)	2:36.86	28.46s	28.14s
4 MISS SASSY	6	5.6m	4.5m (0)	5.1m (0)	2:36.92	28.54s	28.46s
12 EXTRAORDINARY MA	7	7.1m	15.0m (1)	14.5m (1)	2:37.03	28.46s	27.91s
8 SPORT SPORT SPORT	8	9.0m	19.2m (1)	18.1m (1)	2:37.17	28.42s	27.79s
10 PATRIKIAR	9	10.1m	13.6m (0)	14.7m (0)	2:37.25	28.58s	28.11s
11 ZYANYA	10	11.0m	17.8m (0)	19.0m (0)	2:37.32	28.58s	27.88s
7 ELSAMAY	11	13.5m	22.0m (0)	23.2m (0)	2:37.51	28.58s	27.77s

Finish Position and metres gained from 800m





PJ Harness Analyser

Sectional Analysis Software - Not just a formguide!

www.facebook.com/PJHarnessRacing



RISE Digital, Harness Racing Australia nor the provider accepts any responsibility for the completeness or accuracy of any of the information contained herein, and makes no representations about its suitability for any particular purpose. Users should make their own judgements about those matters and/or seek independent advice. You assume all risks associated with use of data provided on this page

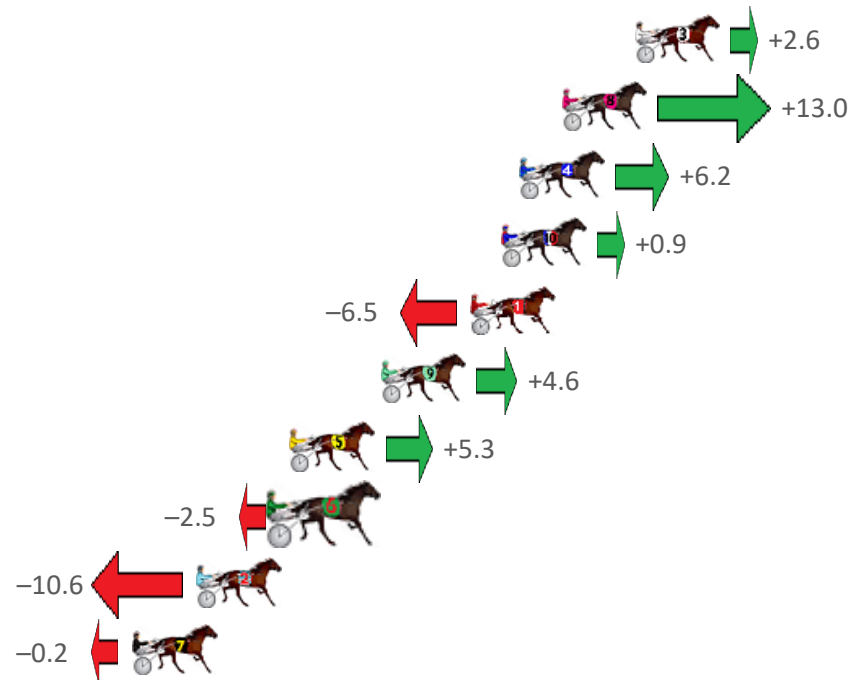
Gloucester Park Race 7 Distance 1730m

Friday, 27 October 2023

Gross Time: 2:03.50 MileRate: 1:54.90 LeadTime: 7.60s First Qtr: 28.90s Second Qtr: 29.70s Third Qtr: 28.40s Fourth Qtr: 28.90s

NoHorse	Plc	Mar	800 Posi	400 Posi	Time	3rd Qtr	4th Qtr
3 IM THE BLACK FLASH	1	0.0m	2.6m (1)	1.2m (1)	2:03.50	28.30s	28.82s
8 BELLEZZA NERA	2	2.9m	15.9m (1)	6.0m (2)	2:03.72	27.70s	28.70s
4 BEE JAYS BOY	3	4.6m	10.8m (0)	8.4m (0)	2:03.85	28.24s	28.65s
10 OCTOBER REIGN	4	5.3m	6.2m (0)	4.5m (0)	2:03.90	28.28s	28.98s
1 PER ARDUA AD ASTR	5	6.5m	0.0m (0)	0.0m (0)	2:03.99	28.40s	29.39s
9 BURGHLEY SHARD	6	10.1m	14.7m (0)	12.4m (0)	2:04.27	28.24s	28.79s
5 DUTY BOUND	7	13.7m	19.0m (0)	15.8m (1)	2:04.54	28.18s	28.82s
6 LONGREACH BAY	8	14.1m	11.6m (1)	11.8m (1)	2:04.57	28.42s	29.13s
2 MISTA EDITORIAL	9	17.4m	6.8m (1)	7.1m (1)	2:04.82	28.42s	29.72s
7 RAMBO RABBIT	10	20.0m	19.8m (1)	18.3m (2)	2:05.02	28.30s	29.11s

Finish Position and metres gained from 800m





PJ Harness Analyser

Sectional Analysis Software - Not just a formguide!

www.facebook.com/PJHarnessRacing



RISE Digital, Harness Racing Australia nor the provider accepts any responsibility for the completeness or accuracy of any of the information contained herein, and makes no representations about its suitability for any particular purpose. Users should make their own judgements about those matters and/or seek independent advice. You assume all risks associated with use of data provided on this page


Gloucester Park Race 8 Distance 2130m

Friday, 27 October 2023

Gross Time: 2:34.50 MileRate: 1:56.80 LeadTime: 38.20s First Qtr: 30.20s Second Qtr: 29.00s Third Qtr: 28.20s Fourth Qtr: 28.90s

NoHorse	Plc	Mar	800 Posi	400 Posi	Time	3rd Qtr	4th Qtr
7 SKYLOU	1	0.0m	2.0m (1)	2.6m (1)	2:34.50	28.24s	28.72s
2 MAGNUS VICTOR	2	0.1m	0.0m (0)	0.0m (0)	2:34.51	28.20s	28.91s
1 ELWADDELL	3	1.8m	5.4m (0)	7.3m (0)	2:34.64	28.34s	28.52s
5 SOHO FIRESTONE	4	2.9m	16.6m (1)	15.6m (2)	2:34.72	28.14s	28.02s
3 LOMBO MITCHINSO	5	3.0m	12.8m (1)	11.9m (2)	2:34.73	28.14s	28.28s
8 ROCK ARTIST	6	4.2m	15.4m (0)	17.2m (0)	2:34.82	28.34s	28.00s
4 ROCKNROLL SPIRIT	7	5.0m	10.9m (0)	12.1m (0)	2:34.88	28.30s	28.42s
6 RONALD SCOTT	8	39.4m	8.6m (1)	13.6m (1)	2:37.49	28.56s	30.93s

Finish Position and metres gained from 800m





PJ Harness Analyser

Sectional Analysis Software - Not just a formguide!

www.facebook.com/PJHarnessRacing



RISE Digital, Harness Racing Australia nor the provider accepts any responsibility for the completeness or accuracy of any of the information contained herein, and makes no representations about its suitability for any particular purpose. Users should make their own judgements about those matters and/or seek independent advice. You assume all risks associated with use of data provided on this page


Gloucester Park Race 9 Distance 1730m

Friday, 27 October 2023

Gross Time: 2:03.70 MileRate: 1:55.00 LeadTime: 7.60s First Qtr: 28.40s Second Qtr: 30.70s Third Qtr: 28.50s Fourth Qtr: 28.50s

NoHorse	Plc	Mar	800 Posi	400 Posi	Time	3rd Qtr	4th Qtr
3 INFINITE SIGN	1	0.0m	0.0m (0)	0.0m (0)	2:03.70	28.50s	28.50s
7 ROBBIE EASTON	2	23.9m	2.0m (1)	3.7m (1)	2:05.49	28.62s	30.03s
10 ULTIMATE ROCKER	3	25.4m	12.7m (0)	17.8m (0)	2:05.60	28.86s	29.14s
2 PATH OF GOLD	4	25.7m	10.5m (1)	14.7m (1)	2:05.62	28.80s	29.38s
1 BROOKIES JET	5	30.0m	8.5m (0)	14.1m (0)	2:05.95	28.90s	29.75s
11 CAVALRY CALL	6	30.5m	17.8m (0)	21.7m (0)	2:05.98	28.78s	29.24s
12 HIGH PRICE	7	32.1m	13.6m (2)	9.4m (2)	2:06.10	28.20s	30.24s
9 MADDY MADDY	8	35.0m	27.7m (0)	24.6m (1)	2:06.32	28.28s	29.38s
5 HES ROYAL BLUE	9	35.1m	6.5m (1)	10.5m (1)	2:06.33	28.78s	30.39s
8 NAME IN LIGHTS	10	35.9m	23.4m (0)	25.7m (0)	2:06.39	28.66s	29.37s
4 BATAVIA BLACKHOLE	11	38.1m	17.8m (1)	19.2m (1)	2:06.55	28.60s	29.99s
6 MADDYS NINO	12	51.6m	4.0m (0)	9.0m (0)	2:07.56	28.86s	31.72s

Finish Position and metres gained from 800m





PJ Harness Analyser

Sectional Analysis Software - Not just a formguide!

www.facebook.com/PJHarnessRacing



RISE Digital, Harness Racing Australia nor the provider accepts any responsibility for the completeness or accuracy of any of the information contained herein, and makes no representations about its suitability for any particular purpose. Users should make their own judgements about those matters and/or seek independent advice. You assume all risks associated with use of data provided on this page

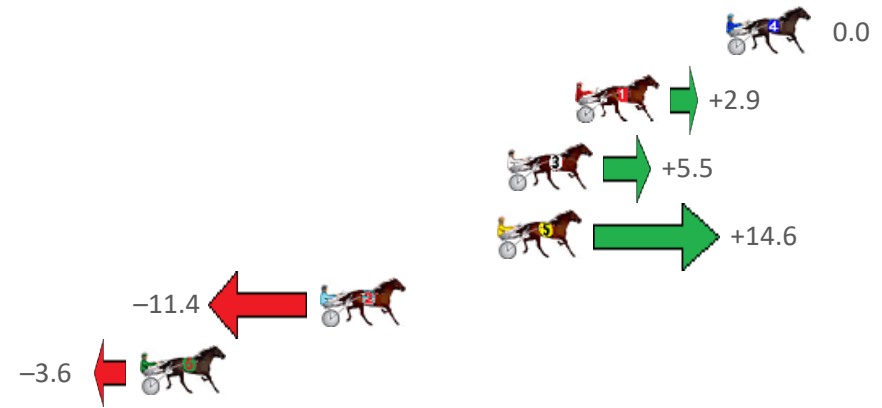
Gloucester Park Race 10 Distance 2503m

Friday, 27 October 2023

Gross Time: 3:17.00 MileRate: 2:06.70 LeadTime: 73.10s First Qtr: 31.60s Second Qtr: 32.00s Third Qtr: 30.60s Fourth Qtr: 29.70s

NoHorse	Plc	Mar	800 Posi	400 Posi	Time	3rd Qtr	4th Qtr
4 MARENGO BAY	1	0.0m	0.0m (0)	0.0m (0)	3:17.00	30.60s	29.70s
1 BEE BEE BEROC	2	6.0m	8.9m (0)	5.1m (1)	3:17.47	30.30s	29.79s
3 STAY FOCUSED	3	8.7m	14.2m (0)	10.4m (0)	3:17.68	30.30s	29.60s
5 LUVAF LAIR	4	9.1m	23.7m (0)	9.1m (1)	3:17.71	29.48s	29.73s
2 ONE OVER DA SON	5	16.1m	4.7m (0)	6.1m (0)	3:18.25	30.70s	30.49s
6 KYVALLEY CLICHY	6	23.3m	19.7m (0)	19.2m (0)	3:18.81	30.54s	30.07s

Finish Position and metres gained from 800m





PJ Harness Analyser

Sectional Analysis Software - Not just a formguide!

www.facebook.com/PJHarnessRacing




Gloucester Park Race 11 Distance 2130m

Friday, 27 October 2023

Gross Time: 2:36.00 MileRate: 1:57.90 LeadTime: 37.20s First Qtr: 30.80s Second Qtr: 29.80s Third Qtr: 29.00s Fourth Qtr: 29.20s

NoHorse	Plc	Mar	800 Posi	400 Posi	Time	3rd Qtr	4th Qtr
5 XCEPTIONAL ARMA	1	0.0m	3.3m (1)	3.4m (1)	2:36.00	29.00s	28.96s
2 HEARTOFAHLIA	2	1.8m	4.7m (0)	5.5m (0)	2:36.14	29.06s	28.94s
3 DOUSEEME	3	3.3m	9.7m (0)	10.0m (0)	2:36.25	29.02s	28.73s
1 WORLD SECRET	4	3.8m	0.0m (0)	0.0m (0)	2:36.29	29.00s	29.49s
4 PHILTHEJUG	5	24.1m	7.8m (1)	8.3m (1)	2:37.85	29.04s	30.44s
6 RELATIVELY ARMA	6	34.1m	13.3m (1)	10.3m (2)	2:38.61	28.78s	31.07s

Finish Position and metres gained from 800m





PJ Harness Analyser

Sectional Analysis Software - Not just a formguide!

www.facebook.com/PJHarnessRacing



RISE Digital, Harness Racing Australia nor the provider accepts any responsibility for the completeness or accuracy of any of the information contained herein, and makes no representations about its suitability for any particular purpose. Users should make their own judgements about those matters and/or seek independent advice. You assume all risks associated with use of data provided on this page