


Gloucester Park Race 1 Distance 2130m

Friday, 29 September 2023

Gross Time: 2:34.70 MileRate: 1:56.90 LeadTime: 36.90s First Qtr: 31.50s Second Qtr: 29.90s Third Qtr: 28.60s Fourth Qtr: 27.80s

NoHorse	Plc	Mar	800 Posi	400 Posi	Time	3rd Qtr	4th Qtr
8 SOHO SERAPHINE	1	0.0m	0.0m (0)	0.0m (0)	2:34.70	28.60s	27.80s
1 PUREST COPPER	2	10.3m	4.2m (0)	4.3m (0)	2:35.45	28.60s	28.25s
10 SEAGRASS	3	17.9m	8.4m (0)	9.1m (0)	2:36.01	28.64s	28.47s
11 ALEXANDRA THEGRE	4	22.1m	12.9m (0)	13.1m (0)	2:36.32	28.60s	28.50s
2 JACKIE DANIELS	5	26.6m	5.4m (1)	8.0m (1)	2:36.64	28.78s	29.18s
12 FLAMETREE	6	30.5m	9.0m (1)	11.7m (1)	2:36.93	28.78s	29.21s
9 UNLUCKY	7	34.2m	11.3m (2)	10.3m (2)	2:37.20	28.52s	29.58s
5 HUNT THE MAGIC	8	34.3m	6.2m (2)	5.8m (2)	2:37.21	28.56s	29.90s
3 ALLAGLOW	9	34.5m	1.4m (1)	4.0m (1)	2:37.22	28.78s	30.04s
6 DREAM CONTROL	10	35.7m	12.9m (1)	15.4m (1)	2:37.31	28.76s	29.33s
7 IMAHERO	11	39.3m	17.5m (0)	20.6m (0)	2:37.57	28.80s	29.23s
4 GLIDING STAR	12	40.7m	22.2m (0)	25.4m (0)	2:37.68	28.80s	29.00s

Finish Position and metres gained from 800m



PJ Harness Analyser

Sectional Analysis Software - Not just a formguide!

www.facebook.com/PJHarnessRacing

RISE Digital, Harness Racing Australia nor the provider accepts any responsibility for the completeness or accuracy of any of the information contained herein, and makes no representations about its suitability for any particular purpose. Users should make their own judgements about those matters and/or seek independent advice. You assume all risks associated with use of data provided on this page

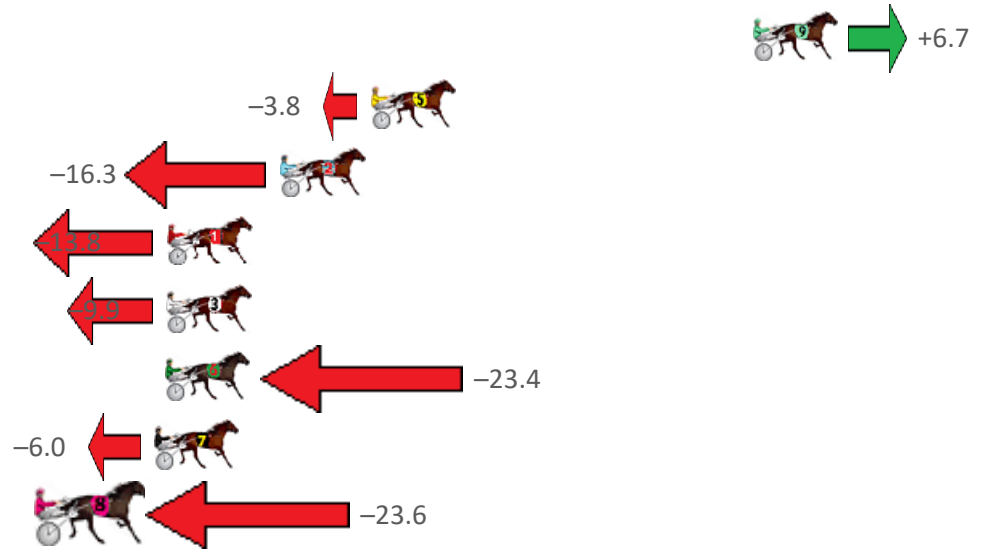
Gloucester Park Race 2 Distance 2130m

Friday, 29 September 2023

Gross Time: 2:34.00 MileRate: 1:56.30 LeadTime: 36.80s First Qtr: 30.40s Second Qtr: 29.50s Third Qtr: 28.90s Fourth Qtr: 28.40s

NoHorse	Plc	Mar	800 Posi	400 Posi	Time	3rd Qtr	4th Qtr
9 FASTER THAN DAD	1	0.0m	6.7m (1)	6.5m (1)	2:34.00	28.88s	27.94s
5 ROCKNROLL ELLIOT	2	15.2m	11.4m (1)	11.3m (1)	2:35.13	28.88s	28.73s
2 SIMPLY SHAZ	3	18.8m	2.5m (1)	2.6m (1)	2:35.40	28.90s	29.62s
1 TROOPINGOFTHECO	4	23.3m	9.5m (0)	9.0m (0)	2:35.74	28.86s	29.50s
3 MISTER VERSACE	4	23.3m	13.4m (0)	13.5m (0)	2:35.74	28.90s	29.18s
6 SOHO DOW JONES	6	23.4m	0.0m (0)	0.0m (0)	2:35.75	28.90s	30.15s
7 STORMYSKYES	7	23.8m	17.8m (0)	18.0m (0)	2:35.78	28.90s	28.90s
8 TALKS UP A STORM	8	28.1m	4.5m (0)	4.5m (0)	2:36.10	28.90s	30.18s

Finish Position and metres gained from 800m





PJ Harness Analyser

Sectional Analysis Software - Not just a formguide!

www.facebook.com/PJHarnessRacing



RISE Digital, Harness Racing Australia nor the provider accepts any responsibility for the completeness or accuracy of any of the information contained herein, and makes no representations about its suitability for any particular purpose. Users should make their own judgements about those matters and/or seek independent advice. You assume all risks associated with use of data provided on this page


Gloucester Park Race 3 Distance 1730m

Friday, 29 September 2023

Gross Time: 2:02.70 MileRate: 1:54.10 LeadTime: 8.00s First Qtr: 29.20s Second Qtr: 29.30s Third Qtr: 28.10s Fourth Qtr: 28.10s

NoHorse	Plc	Mar	800 Posi	400 Posi	Time	3rd Qtr	4th Qtr
1 WATTS UP SUNSHIN	1	0.0m	0.0m (0)	0.0m (0)	2:02.70	28.10s	28.10s
8 VALENTINES BROOK	2	4.6m	19.8m (1)	20.1m (1)	2:03.04	28.12s	27.04s
6 HILLVIEW BONDI	3	5.1m	2.6m (1)	2.9m (1)	2:03.08	28.12s	28.27s
3 CLASSIC CHOICE	4	6.5m	7.5m (1)	7.8m (1)	2:03.18	28.12s	28.04s
5 IMA FIVESTAR GENE	5	7.5m	11.7m (1)	12.1m (1)	2:03.25	28.12s	27.81s
10 STAR OF DIAMONDS	6	8.6m	4.9m (0)	5.7m (0)	2:03.34	28.16s	28.34s
4 THE KRAKEN	7	10.9m	8.9m (0)	10.3m (0)	2:03.51	28.20s	28.19s
7 ROCKABALL	8	11.1m	16.0m (1)	16.4m (1)	2:03.52	28.12s	27.78s
9 LAMANDIER	9	13.7m	13.8m (0)	15.5m (0)	2:03.71	28.22s	28.03s

Finish Position and metres gained from 800m





PJ Harness Analyser

Sectional Analysis Software - Not just a formguide!

www.facebook.com/PJHarnessRacing



RISE Digital, Harness Racing Australia nor the provider accepts any responsibility for the completeness or accuracy of any of the information contained herein, and makes no representations about its suitability for any particular purpose. Users should make their own judgements about those matters and/or seek independent advice. You assume all risks associated with use of data provided on this page

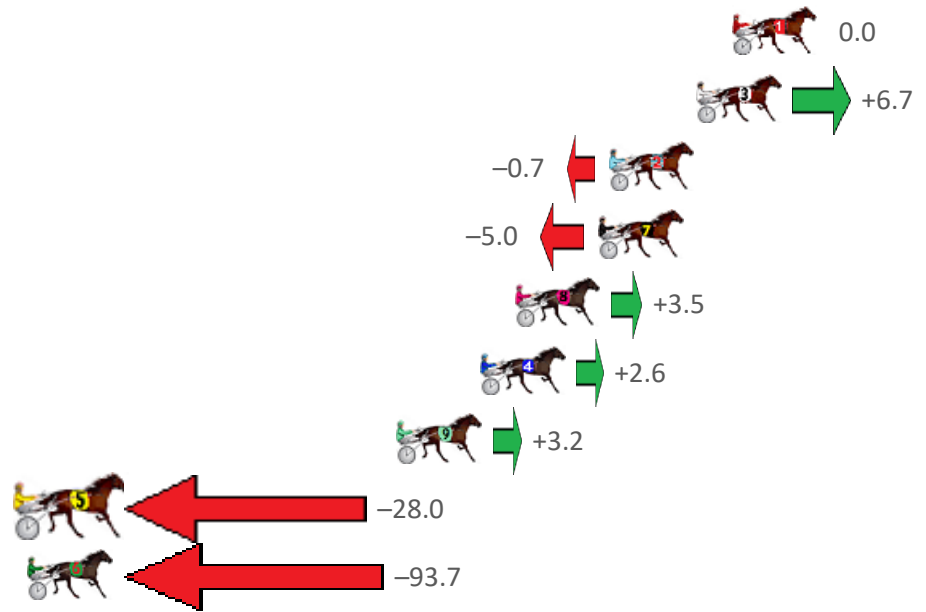
Gloucester Park Race 4 Distance 2130m

Friday, 29 September 2023

Gross Time: 2:33.90 MileRate: 1:56.30 LeadTime: 37.50s First Qtr: 30.10s Second Qtr: 29.00s Third Qtr: 28.70s Fourth Qtr: 28.60s

NoHorse	Plc	Mar	800 Posi	400 Posi	Time	3rd Qtr	4th Qtr
1 TENZING BROMAC	1	0.0m	0.0m (0)	0.0m (0)	2:33.90	28.70s	28.60s
3 PINNY TIGER	2	1.4m	8.1m (0)	7.9m (0)	2:34.01	28.68s	28.15s
2 PRINCE OF PLEASUR	3	4.9m	4.2m (0)	4.2m (0)	2:34.27	28.70s	28.67s
7 MEA CULPA	4	5.3m	0.3m (1)	1.2m (1)	2:34.30	28.76s	28.92s
8 ARMA EINSTEIN	5	8.6m	12.1m (1)	12.7m (1)	2:34.55	28.74s	28.34s
4 CORDERO	6	10.0m	12.6m (0)	13.2m (0)	2:34.65	28.74s	28.41s
9 WILDWEST	7	13.3m	16.5m (0)	17.7m (0)	2:34.90	28.78s	28.34s
5 PATRONUS STAR	8	36.1m	8.1m (1)	8.7m (1)	2:36.61	28.74s	30.69s
6 THE CODE BREAKER	9	97.9m	4.2m (1)	4.8m (1)	2:41.25	28.74s	35.61s

Finish Position and metres gained from 800m





PJ Harness Analyser

Sectional Analysis Software - Not just a formguide!

www.facebook.com/PJHarnessRacing



RISE Digital, Harness Racing Australia nor the provider accepts any responsibility for the completeness or accuracy of any of the information contained herein, and makes no representations about its suitability for any particular purpose. Users should make their own judgements about those matters and/or seek independent advice. You assume all risks associated with use of data provided on this page

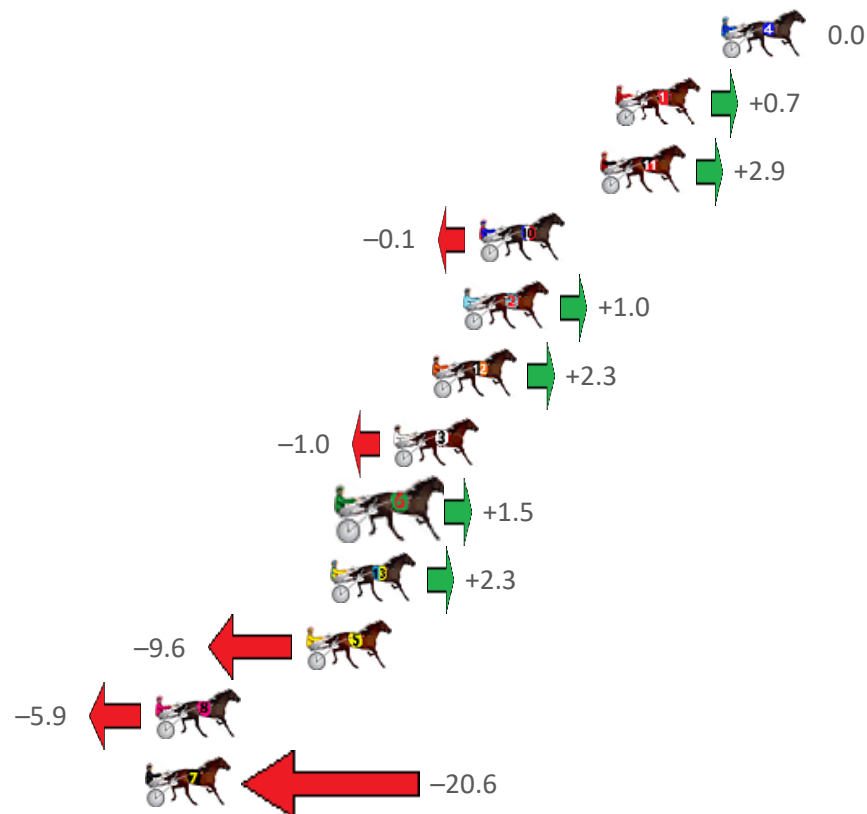
Gloucester Park Race 5 Distance 2130m

Friday, 29 September 2023

Gross Time: 2:35.50 MileRate: 1:57.50 LeadTime: 37.40s First Qtr: 31.10s Second Qtr: 30.60s Third Qtr: 28.10s Fourth Qtr: 28.30s

NoHorse	Plc	Mar	800 Posi	400 Posi	Time	3rd Qtr	4th Qtr
4 VEGAS STRIP	1	0.0m	0.0m (0)	0.0m (0)	2:35.50	28.10s	28.30s
1 BROUGHT TO LIGHT	2	4.2m	4.9m (0)	4.3m (0)	2:35.81	28.06s	28.31s
11 THELITTLE MASTER	3	4.8m	7.7m (2)	4.6m (2)	2:35.86	27.88s	28.33s
10 GREVIS	4	9.6m	9.5m (0)	8.3m (0)	2:36.21	28.02s	28.43s
2 MANHATTAN MOON	5	10.2m	11.2m (1)	10.6m (1)	2:36.26	28.06s	28.32s
12 CORK CAN RUN	6	11.5m	13.8m (0)	12.6m (0)	2:36.36	28.02s	28.28s
3 GRAND COUTEAU	7	13.0m	12.0m (2)	8.3m (2)	2:36.47	27.84s	28.68s
6 HEEZ A VIBE	8	14.8m	16.3m (2)	12.0m (2)	2:36.60	27.80s	28.56s
13 OFF THE CHARTS	9	15.5m	17.8m (0)	17.4m (0)	2:36.65	28.08s	28.23s
5 XCEPTIONAL ARMA	10	16.5m	6.9m (1)	6.9m (1)	2:36.73	28.10s	29.04s
8 IDEAL MUSCLE	11	22.5m	16.6m (1)	14.9m (1)	2:37.17	27.98s	28.93s
7 ARMA BELIEVER	12	22.9m	2.3m (1)	2.3m (1)	2:37.20	28.10s	29.84s

Finish Position and metres gained from 800m





PJ Harness Analyser

Sectional Analysis Software - Not just a formguide!

www.facebook.com/PJHarnessRacing



RISE Digital, Harness Racing Australia nor the provider accepts any responsibility for the completeness or accuracy of any of the information contained herein, and makes no representations about its suitability for any particular purpose. Users should make their own judgements about those matters and/or seek independent advice. You assume all risks associated with use of data provided on this page

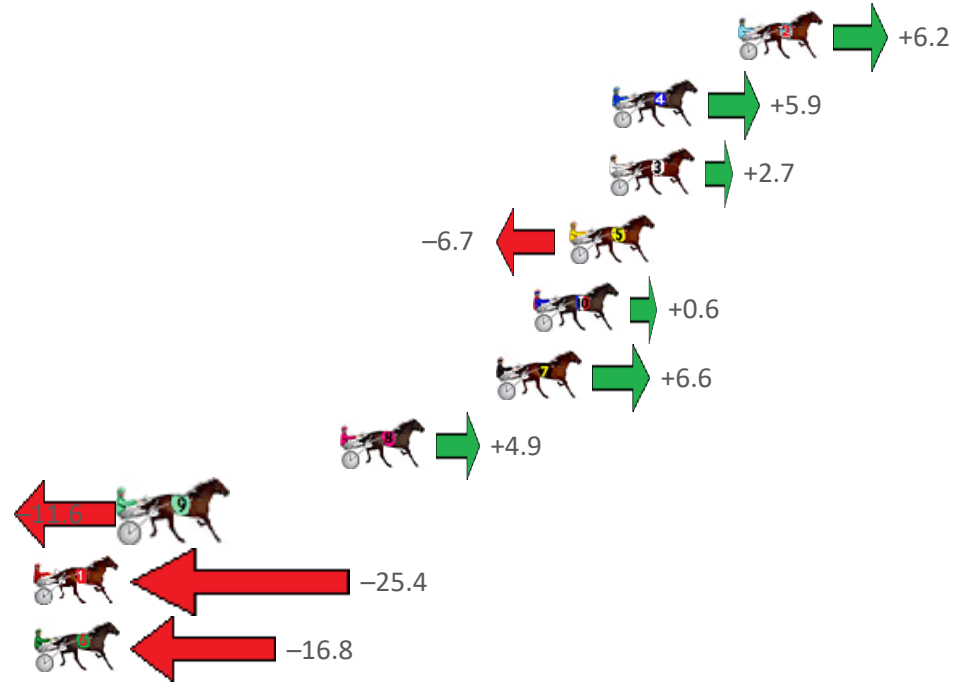
Gloucester Park Race 6 Distance 2130m

Friday, 29 September 2023

Gross Time: 2:35.00 MileRate: 1:57.10 LeadTime: 36.90s First Qtr: 30.00s Second Qtr: 30.60s Third Qtr: 28.80s Fourth Qtr: 28.70s

NoHorse	Plc	Mar	800 Posi	400 Posi	Time	3rd Qtr	4th Qtr
2 MY PRAYER	1	0.0m	6.2m (0)	5.0m (0)	2:35.00	28.72s	28.34s
4 THOMSON BAY	2	5.0m	10.9m (0)	9.2m (0)	2:35.38	28.68s	28.42s
3 SAHARA STORM	3	5.1m	7.8m (2)	0.9m (1)	2:35.38	28.30s	29.02s
5 GETN WIGGY WITHIT	4	6.7m	0.0m (0)	0.0m (0)	2:35.50	28.80s	29.20s
10 WHOS THE DAD	5	8.1m	8.7m (1)	5.4m (2)	2:35.61	28.56s	28.93s
7 MCARDLES GEM	6	9.6m	16.2m (0)	14.3m (0)	2:35.72	28.66s	28.40s
8 BEYOND BLING	7	15.8m	20.7m (0)	19.3m (0)	2:36.19	28.70s	28.51s
9 NAME IN LIGHTS	8	24.2m	12.6m (1)	12.4m (1)	2:36.82	28.78s	29.64s
1 MUSZTANG	9	29.0m	3.6m (1)	7.6m (1)	2:37.19	29.08s	30.34s
6 TIGER ROYAL	10	29.1m	12.3m (2)	8.4m (3)	2:37.19	28.52s	30.29s

Finish Position and metres gained from 800m





PJ Harness Analyser

Sectional Analysis Software - Not just a formguide!

www.facebook.com/PJHarnessRacing



RISE Digital, Harness Racing Australia nor the provider accepts any responsibility for the completeness or accuracy of any of the information contained herein, and makes no representations about its suitability for any particular purpose. Users should make their own judgements about those matters and/or seek independent advice. You assume all risks associated with use of data provided on this page

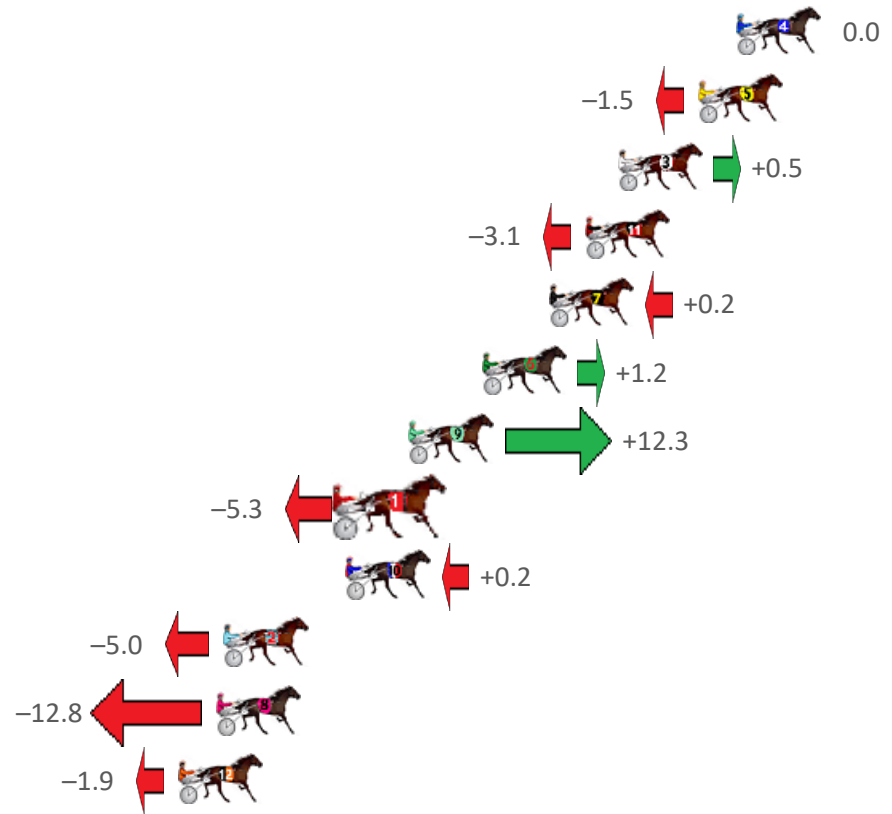
Gloucester Park Race 7 Distance 2130m

Friday, 29 September 2023

Gross Time: 2:37.30 MileRate: 1:58.90 LeadTime: 38.30s First Qtr: 31.80s Second Qtr: 30.30s Third Qtr: 27.70s Fourth Qtr: 29.20s

NoHorse	Plc	Mar	800 Posi	400 Posi	Time	3rd Qtr	4th Qtr
4 ROCKNROLL SASS	1	0.0m	0.0m (0)	0.0m (0)	2:37.30	27.70s	29.20s
5 BEYOND THE SEA	2	1.5m	0.0m (2)	3.5m (1)	2:37.41	27.94s	29.07s
3 EXTRAORDINARY MA	3	4.7m	5.2m (0)	5.7m (0)	2:37.66	27.74s	29.16s
11 MISS LAMARR	4	6.0m	2.9m (1)	7.7m (1)	2:37.76	28.04s	29.12s
7 REBLINE	5	7.4m	7.6m (1)	11.9m (1)	2:37.87	28.02s	28.92s
6 ALTA QUEEN	6	10.1m	11.3m (1)	15.9m (1)	2:38.07	28.04s	28.85s
9 FLEUR DU MAQUIS	7	13.0m	25.3m (0)	26.0m (0)	2:38.30	27.80s	28.36s
1 CARIBBEAN LILY	8	15.5m	10.2m (0)	11.6m (0)	2:38.49	27.82s	29.57s
10 ELSAMAY	9	15.5m	15.7m (0)	16.1m (0)	2:38.49	27.76s	29.25s
2 TRIPLE BRIE	10	20.4m	15.4m (1)	22.1m (1)	2:38.86	28.20s	29.20s
8 OUR STAR BILLING	11	20.7m	7.9m (2)	14.1m (2)	2:38.89	28.15s	29.79s
12 SHEHADI	12	22.2m	20.3m (0)	21.2m (0)	2:39.00	27.80s	29.40s

Finish Position and metres gained from 800m





PJ Harness Analyser

Sectional Analysis Software - Not just a formguide!

www.facebook.com/PJHarnessRacing



RISE Digital, Harness Racing Australia nor the provider accepts any responsibility for the completeness or accuracy of any of the information contained herein, and makes no representations about its suitability for any particular purpose. Users should make their own judgements about those matters and/or seek independent advice. You assume all risks associated with use of data provided on this page

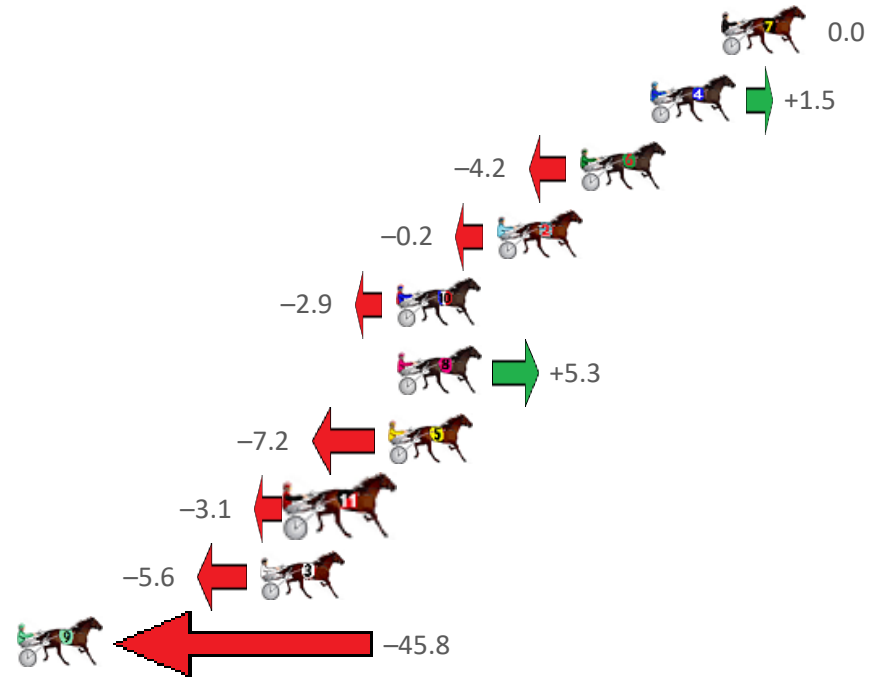
Gloucester Park Race 8 Distance 1730m

Friday, 29 September 2023

Gross Time: 2:05.90 MileRate: 1:57.10 LeadTime: 7.50s First Qtr: 28.70s Second Qtr: 31.90s Third Qtr: 29.70s Fourth Qtr: 28.10s

NoHorse	Plc	Mar	800 Posi	400 Posi	Time	3rd Qtr	4th Qtr
7 LOVE ON THE ROCKS	1	0.0m	0.0m (0)	0.0m (0)	2:05.90	29.70s	28.10s
4 ULTIMATE ROCKER	2	2.8m	4.3m (0)	3.9m (0)	2:06.11	29.66s	28.03s
6 MISTA EDITORIAL	3	5.6m	1.4m (1)	2.3m (1)	2:06.31	29.76s	28.35s
2 YANKEE LINCOLN	4	8.9m	8.7m (0)	8.1m (0)	2:06.56	29.64s	28.18s
10 FEELING ACES	5	12.9m	10.0m (1)	11.2m (1)	2:06.85	29.76s	28.25s
8 PELIGROSO	6	12.9m	18.2m (0)	19.7m (1)	2:06.85	29.77s	27.64s
5 CALL TO ARMS	7	13.2m	6.0m (1)	7.0m (1)	2:06.87	29.76s	28.57s
11 ME FLASH	8	16.9m	13.8m (1)	15.3m (1)	2:07.15	29.78s	28.25s
3 DYNAMITE DOLLY	9	18.3m	12.7m (0)	12.8m (0)	2:07.25	29.68s	28.53s
9 PER ARDUA AD ASTR	10	112.7m	66.9m (0)	73.8m (0)	2:14.22	30.06s	31.12s

Finish Position and metres gained from 800m





PJ Harness Analyser

Sectional Analysis Software - Not just a formguide!

www.facebook.com/PJHarnessRacing



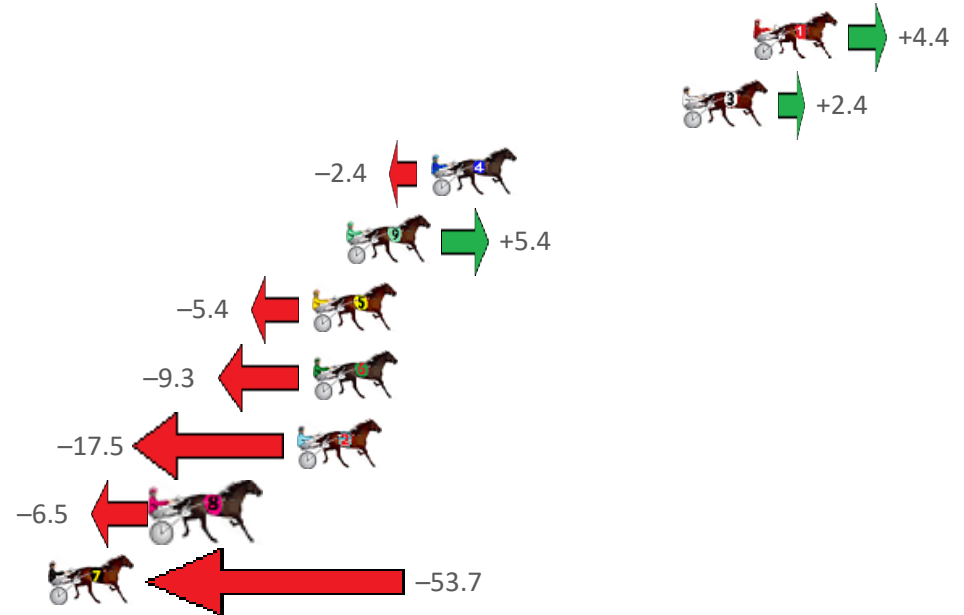
Gloucester Park Race 9 Distance 1730m

Friday, 29 September 2023

Gross Time: 2:04.90 MileRate: 1:56.20 LeadTime: 7.60s First Qtr: 28.30s Second Qtr: 29.40s Third Qtr: 29.90s Fourth Qtr: 29.70s

NoHorse	Plc	Mar	800 Posi	400 Posi	Time	3rd Qtr	4th Qtr
1 CLOUD NINE	1	0.0m	4.4m (1)	1.9m (2)	2:04.90	29.72s	29.56s
3 BELLEZZA NERA	2	2.8m	5.2m (0)	4.3m (1)	2:05.12	29.84s	29.60s
4 COOPER	3	12.8m	10.4m (0)	7.8m (0)	2:05.90	29.72s	30.12s
9 CROWDED REACTOR	4	16.2m	21.6m (0)	15.7m (1)	2:06.16	29.48s	29.80s
5 BONSTAR	5	17.5m	12.1m (1)	10.8m (1)	2:06.26	29.82s	30.26s
6 BROOKIES JET	6	17.5m	8.2m (1)	7.3m (2)	2:06.26	29.84s	30.52s
2 HIGH PRICE	7	18.1m	0.6m (1)	0.0m (1)	2:06.31	29.86s	31.11s
8 HENWOOD BAY	8	23.5m	17.0m (0)	11.7m (0)	2:06.73	29.53s	30.66s
7 DIAMONDSONTHEBE	9	53.7m	0.0m (0)	1.9m (0)	2:09.08	30.04s	33.74s

Finish Position and metres gained from 800m





PJ Harness Analyser

Sectional Analysis Software - Not just a formguide!

www.facebook.com/PJHarnessRacing



RISE Digital, Harness Racing Australia nor the provider accepts any responsibility for the completeness or accuracy of any of the information contained herein, and makes no representations about its suitability for any particular purpose. Users should make their own judgements about those matters and/or seek independent advice. You assume all risks associated with use of data provided on this page

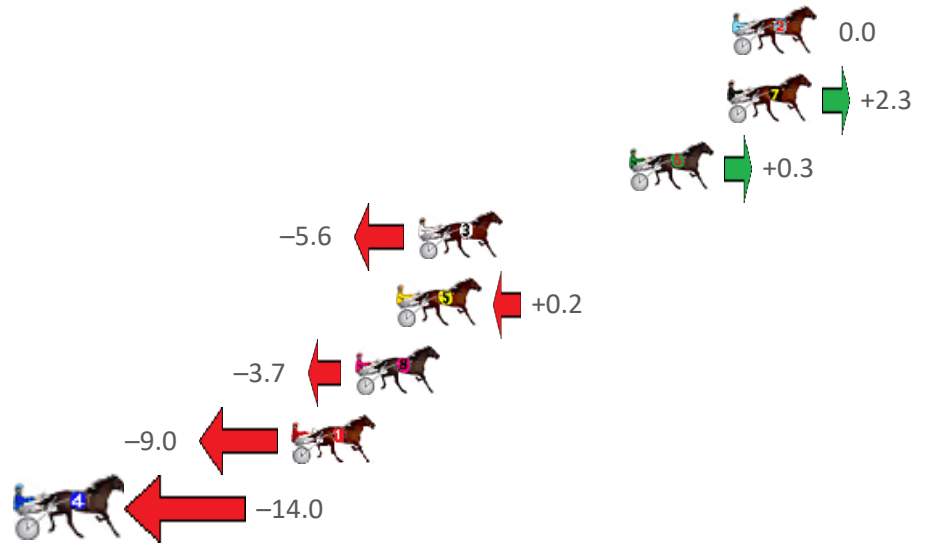
Gloucester Park Race 10 Distance 2130m

Friday, 29 September 2023

Gross Time: 2:39.80 MileRate: 2:00.70 LeadTime: 39.00s First Qtr: 32.30s Second Qtr: 30.00s Third Qtr: 29.30s Fourth Qtr: 29.20s

NoHorse	Plc	Mar	800 Posi	400 Posi	Time	3rd Qtr	4th Qtr
2 SCOOTIN AROUND	1	0.0m	0.0m (0)	0.0m (0)	2:39.80	29.30s	29.20s
7 TRICKY RIC	2	0.2m	2.5m (1)	2.8m (1)	2:39.82	29.32s	29.01s
6 ROBBIE ROYALE	3	4.1m	4.4m (0)	6.3m (0)	2:40.11	29.44s	29.05s
3 THATS NOT MY GAIT	4	12.5m	6.9m (1)	9.4m (1)	2:40.76	29.48s	29.48s
5 LUVAF LAIR	5	13.3m	13.5m (0)	17.9m (1)	2:40.82	29.62s	28.92s
8 PATCHED	6	15.0m	11.3m (1)	13.8m (1)	2:40.95	29.48s	29.35s
1 CHUMANI	7	17.5m	8.5m (0)	14.6m (0)	2:41.14	29.74s	29.48s
4 LINE THE STARZZZ	8	31.9m	17.9m (0)	18.2m (2)	2:42.24	29.32s	30.32s

Finish Position and metres gained from 800m





PJ Harness Analyser

Sectional Analysis Software - Not just a formguide!

www.facebook.com/PJHarnessRacing



RISE Digital, Harness Racing Australia nor the provider accepts any responsibility for the completeness or accuracy of any of the information contained herein, and makes no representations about its suitability for any particular purpose. Users should make their own judgements about those matters and/or seek independent advice. You assume all risks associated with use of data provided on this page

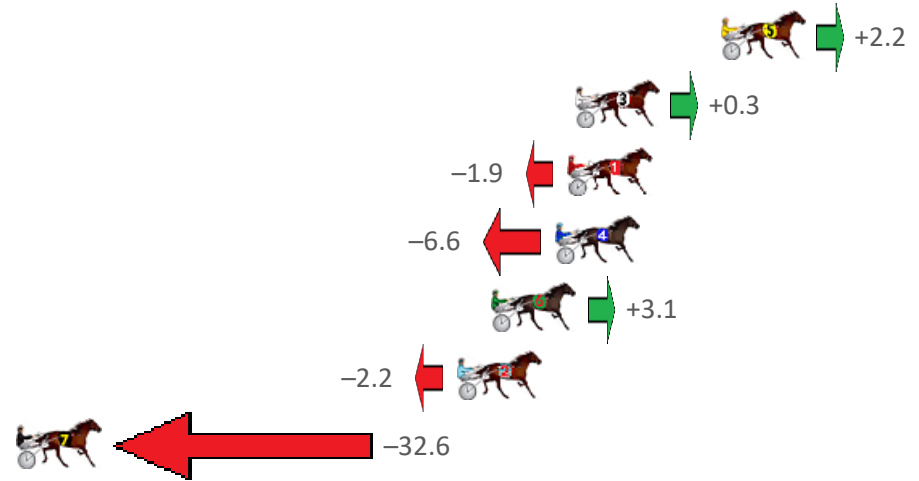
Gloucester Park Race 11 Distance 2130m

Friday, 29 September 2023

Gross Time: 2:37.30 MileRate: 1:58.80 LeadTime: 38.80s First Qtr: 29.80s Second Qtr: 29.60s Third Qtr: 29.10s Fourth Qtr: 30.00s

NoHorse	Plc	Mar	800 Posi	400 Posi	Time	3rd Qtr	4th Qtr
5 NASE VIRA	1	0.0m	2.2m (1)	0.6m (1)	2:37.30	28.98s	29.96s
3 MANEA	2	5.8m	6.1m (1)	4.4m (1)	2:37.76	28.98s	30.13s
1 PHILTHEJUG	3	6.1m	4.2m (0)	4.1m (0)	2:37.78	29.10s	30.18s
4 COPY CAT QUEEN	4	6.6m	0.0m (0)	0.0m (0)	2:37.82	29.10s	30.52s
6 BAZAAR PACKAGE	5	9.1m	12.2m (0)	13.4m (0)	2:38.02	29.20s	29.74s
2 CHILLI PUNTER	6	10.5m	8.3m (0)	9.3m (0)	2:38.13	29.18s	30.15s
7 ALREDDY FLYIN	7	42.8m	10.2m (1)	13.9m (1)	2:40.66	29.38s	32.34s

Finish Position and metres gained from 800m





PJ Harness Analyser

Sectional Analysis Software - Not just a formguide!

www.facebook.com/PJHarnessRacing



RISE Digital, Harness Racing Australia nor the provider accepts any responsibility for the completeness or accuracy of any of the information contained herein, and makes no representations about its suitability for any particular purpose. Users should make their own judgements about those matters and/or seek independent advice. You assume all risks associated with use of data provided on this page