

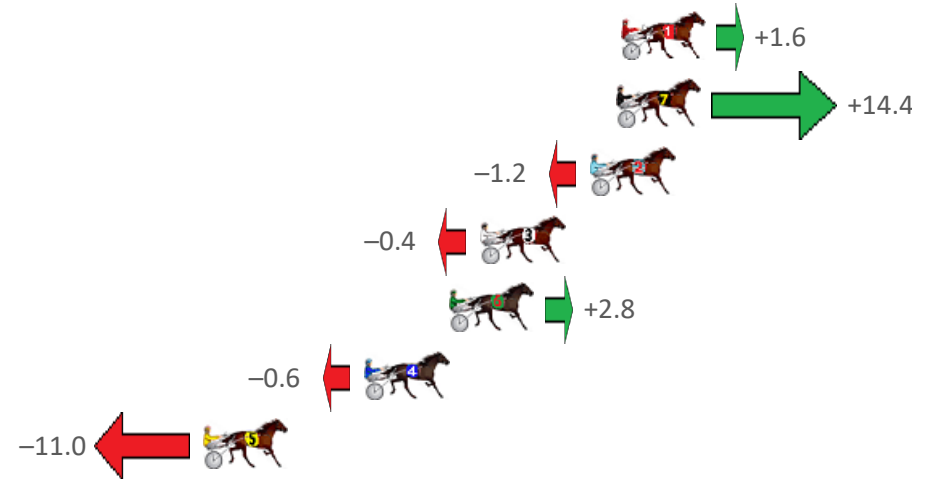
# Narrogin Race 1 Distance 2242m

Saturday, 21 October 2023

Gross Time: 2:52.00 MileRate: 2:03.50 LeadTime: 49.20s First Qtr: 32.30s Second Qtr: 31.00s Third Qtr: 29.60s Fourth Qtr: 29.90s

NoHorse	Plc	Mar	800 Posi	400 Posi	Time	3rd Qtr	4th Qtr
1 TRUNKEY MON STAR	1	0.0m	1.6m (1)	2.8m (1)	2:52.00	29.69s	29.69s
7 DILO SPIRIT	2	0.2m	14.6m (1)	7.6m (3)	2:52.02	29.09s	29.35s
2 SUB MARINER	3	1.2m	0.0m (0)	0.0m (0)	2:52.09	29.60s	29.99s
3 LUCY HELEN	4	5.6m	5.2m (0)	6.2m (0)	2:52.44	29.67s	29.86s
6 HUGHEY	5	6.8m	9.6m (1)	5.2m (2)	2:52.53	29.27s	30.02s
4 YOUR GRACE	6	10.2m	9.6m (0)	11.2m (0)	2:52.80	29.72s	29.83s
5 NEVERTELLMETHEO	7	16.6m	5.6m (1)	7.6m (1)	2:53.30	29.74s	30.57s

Finish Position and metres gained from 800m





## PJ Harness Analyser

Sectional Analysis Software - Not just a formguide!

[www.facebook.com/PJHarnessRacing](http://www.facebook.com/PJHarnessRacing)



RISE Digital, Harness Racing Australia nor the provider accepts any responsibility for the completeness or accuracy of any of the information contained herein, and makes no representations about its suitability for any particular purpose. Users should make their own judgements about those matters and/or seek independent advice. You assume all risks associated with use of data provided on this page

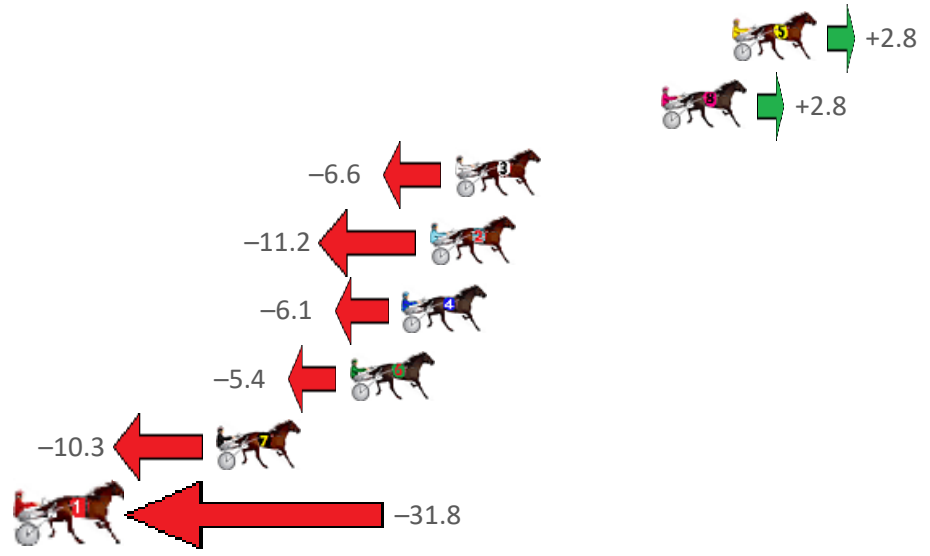
# Narrogin Race 2 Distance 2242m

Saturday, 21 October 2023

Gross Time: 2:51.70 MileRate: 2:03.20 LeadTime: 50.60s First Qtr: 30.70s Second Qtr: 31.70s Third Qtr: 29.50s Fourth Qtr: 29.20s

NoHorse	Plc	Mar	800 Posi	400 Posi	Time	3rd Qtr	4th Qtr
5 POCKETFUL OF OPAL	1	0.0m	2.8m (2)	0.0m (0)	2:51.70	29.30s	29.20s
8 CRACKA TINNY	2	2.8m	5.6m (0)	7.4m (0)	2:51.91	29.63s	28.87s
3 ART REVIVAL	3	11.0m	4.4m (1)	10.2m (2)	2:52.54	29.92s	29.26s
2 SIDSTREPO	4	12.0m	0.8m (0)	7.2m (1)	2:52.62	29.97s	29.55s
4 OUR SURROGATE	5	13.1m	7.0m (2)	4.8m (3)	2:52.70	29.34s	29.80s
6 AMERICAN ROCK	6	15.2m	9.8m (1)	16.6m (1)	2:52.86	30.00s	29.10s
7 I SEE FIRE	7	20.5m	10.2m (0)	13.6m (0)	2:53.27	29.75s	29.70s
1 TAHI	8	31.8m	0.0m (1)	5.4m (2)	2:54.14	29.90s	31.12s

## Finish Position and metres gained from 800m





## PJ Harness Analyser

Sectional Analysis Software - Not just a formguide!

www.facebook.com/PJHarnessRacing



RISE Digital, Harness Racing Australia nor the provider accepts any responsibility for the completeness or accuracy of any of the information contained herein, and makes no representations about its suitability for any particular purpose. Users should make their own judgements about those matters and/or seek independent advice. You assume all risks associated with use of data provided on this page

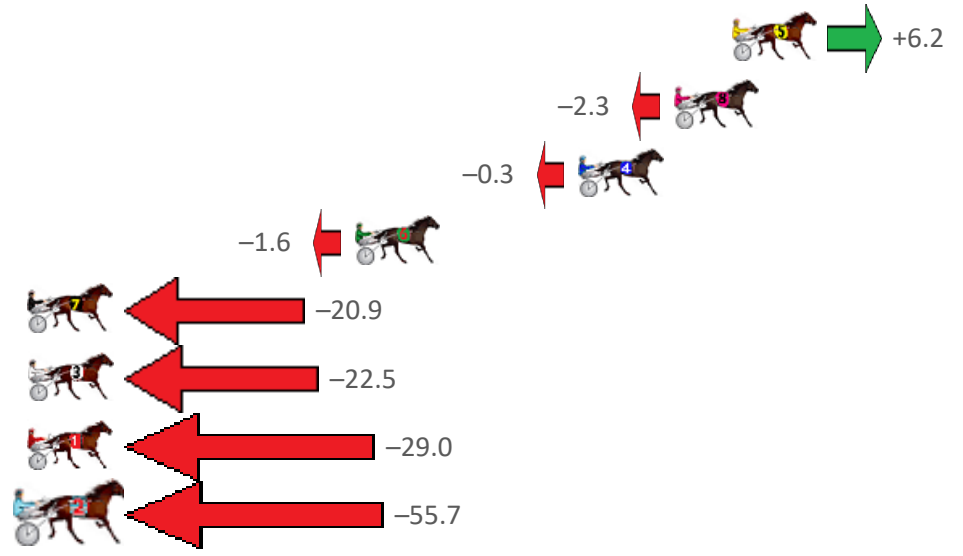
# Narrogin Race 3 Distance 2242m

Saturday, 21 October 2023

Gross Time: 2:49.30 MileRate: 2:01.60 LeadTime: 48.40s First Qtr: 33.00s Second Qtr: 28.60s Third Qtr: 28.50s Fourth Qtr: 30.80s

NoHorse	Plc	Mar	800 Posi	400 Posi	Time	3rd Qtr	4th Qtr
5 IM LORD LOGAN	1	0.0m	6.2m (1)	0.0m (1)	2:49.30	28.04s	30.80s
8 BALINGUP BOY	2	2.3m	0.0m (0)	3.4m (0)	2:49.49	28.75s	30.72s
4 ADORE ME SOME M	3	6.1m	5.8m (0)	4.0m (1)	2:49.79	28.36s	30.96s
6 ARKAMARA STAR	4	15.0m	13.4m (1)	20.8m (1)	2:50.51	29.06s	30.36s
7 WHOZ THIS	5	39.1m	18.2m (0)	30.4m (0)	2:52.45	29.37s	31.47s
3 MUMMAS LITTLE ST	6	40.9m	18.4m (1)	29.8m (1)	2:52.60	29.31s	31.65s
1 TELL ITIN HEAVEN	7	41.6m	12.6m (0)	26.2m (0)	2:52.65	29.46s	31.98s
2 ROSE TO FAME	8	80.9m	25.2m (0)	45.0m (0)	2:55.82	29.86s	33.55s

Finish Position and metres gained from 800m





## PJ Harness Analyser

Sectional Analysis Software - Not just a formguide!

www.facebook.com/PJHarnessRacing



RISE Digital, Harness Racing Australia nor the provider accepts any responsibility for the completeness or accuracy of any of the information contained herein, and makes no representations about its suitability for any particular purpose. Users should make their own judgements about those matters and/or seek independent advice. You assume all risks associated with use of data provided on this page

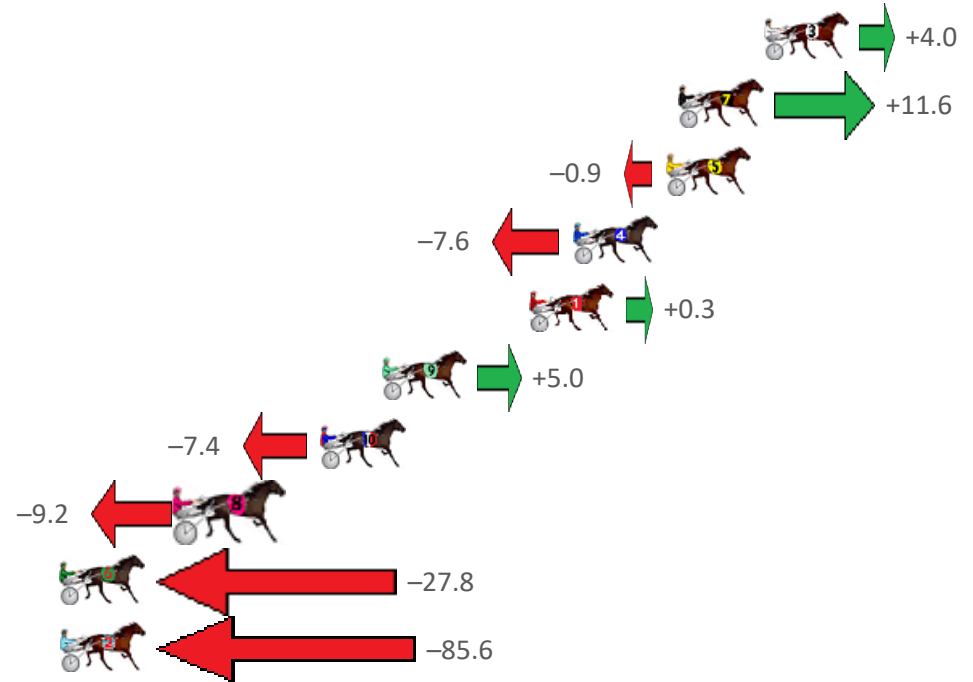
# Narrogin Race 4 Distance 2242m

Saturday, 21 October 2023

Gross Time: 2:49.30 MileRate: 2:01.50 LeadTime: 46.90s First Qtr: 32.20s Second Qtr: 30.00s Third Qtr: 29.00s Fourth Qtr: 31.20s

NoHorse	Plc	Mar	800 Posi	400 Posi	Time	3rd Qtr	4th Qtr
3 ALTA MONTEL	1	0.0m	4.0m (0)	4.0m (0)	2:49.30	29.01s	30.89s
7 PACIFIC EAGLE	2	3.4m	15.0m (0)	12.4m (0)	2:49.58	28.83s	30.50s
5 VENTURA	3	3.9m	3.0m (2)	2.0m (1)	2:49.62	28.92s	31.35s
4 MONTEGO	4	7.6m	0.0m (0)	0.0m (0)	2:49.92	28.98s	31.79s
1 WISE SAGE	5	9.3m	9.6m (0)	8.0m (0)	2:50.06	28.88s	31.30s
9 VELVET SHADOW	6	15.2m	20.2m (0)	17.6m (0)	2:50.54	28.81s	31.01s
10 HOT CINDER	7	17.6m	10.2m (2)	9.8m (2)	2:50.74	28.95s	31.80s
8 EASTON QUALITY	8	23.0m	13.8m (1)	14.6m (2)	2:51.18	29.04s	31.85s
6 GALACTIC LIONESS	9	32.2m	4.4m (1)	12.0m (1)	2:51.93	29.51s	32.77s
2 ELEPHANT ROCK	10	94.8m	9.2m (1)	21.6m (1)	2:57.03	29.73s	36.88s

Finish Position and metres gained from 800m





## PJ Harness Analyser

Sectional Analysis Software - Not just a formguide!

[www.facebook.com/PJHarnessRacing](http://www.facebook.com/PJHarnessRacing)



RISE Digital, Harness Racing Australia nor the provider accepts any responsibility for the completeness or accuracy of any of the information contained herein, and makes no representations about its suitability for any particular purpose. Users should make their own judgements about those matters and/or seek independent advice. You assume all risks associated with use of data provided on this page

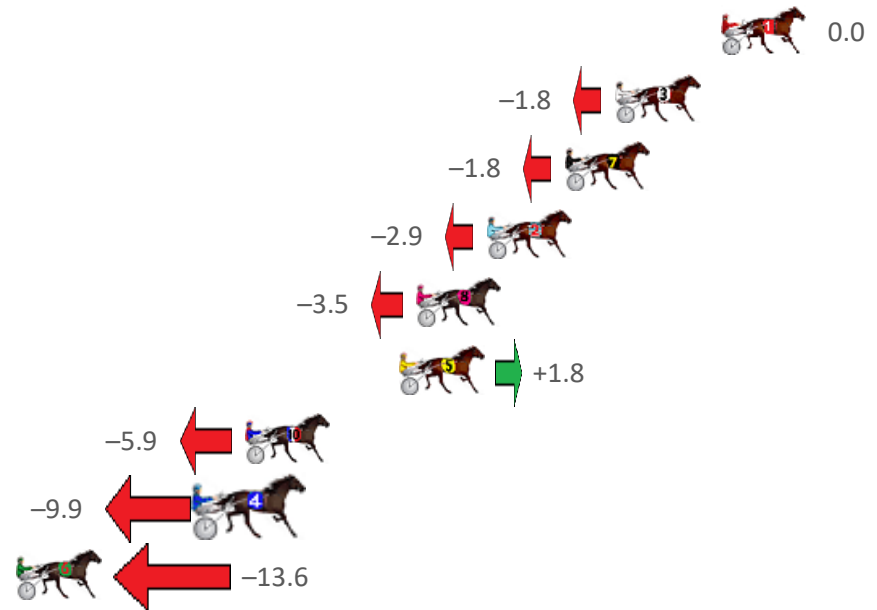
# Narrogin Race 5 Distance 2242m

Saturday, 21 October 2023

Gross Time: 2:48.40 MileRate: 2:00.90 LeadTime: 48.30s First Qtr: 32.70s Second Qtr: 30.10s Third Qtr: 28.30s Fourth Qtr: 29.00s

NoHorse	Plc	Mar	800 Posi	400 Posi	Time	3rd Qtr	4th Qtr
1 WILLIAM GEES LEGA	1	0.0m	0.0m (0)	0.0m (0)	2:48.40	28.30s	29.00s
3 SHOWPONY	2	4.2m	2.4m (1)	2.4m (1)	2:48.72	28.30s	29.13s
7 AZTERIAN	3	6.2m	4.4m (0)	4.2m (0)	2:48.87	28.28s	29.14s
2 BETTOR MOVE ALON	4	9.3m	6.4m (1)	7.2m (1)	2:49.11	28.36s	29.15s
8 GORDON	5	12.1m	8.6m (0)	9.0m (0)	2:49.32	28.33s	29.22s
5 TROOPINGOFTHECO	6	12.8m	14.6m (1)	14.6m (2)	2:49.37	28.30s	28.87s
10 BREWERY LANE	7	18.9m	13.0m (0)	13.6m (0)	2:49.84	28.34s	29.38s
4 YOU FLY WITH ME	8	20.5m	10.6m (1)	11.4m (1)	2:49.96	28.35s	29.66s
6 TEVARICH	9	32.2m	18.6m (0)	24.8m (0)	2:50.85	28.74s	29.53s

Finish Position and metres gained from 800m





## PJ Harness Analyser

Sectional Analysis Software - Not just a formguide!

www.facebook.com/PJHarnessRacing



RISE Digital, Harness Racing Australia nor the provider accepts any responsibility for the completeness or accuracy of any of the information contained herein, and makes no representations about its suitability for any particular purpose. Users should make their own judgements about those matters and/or seek independent advice. You assume all risks associated with use of data provided on this page

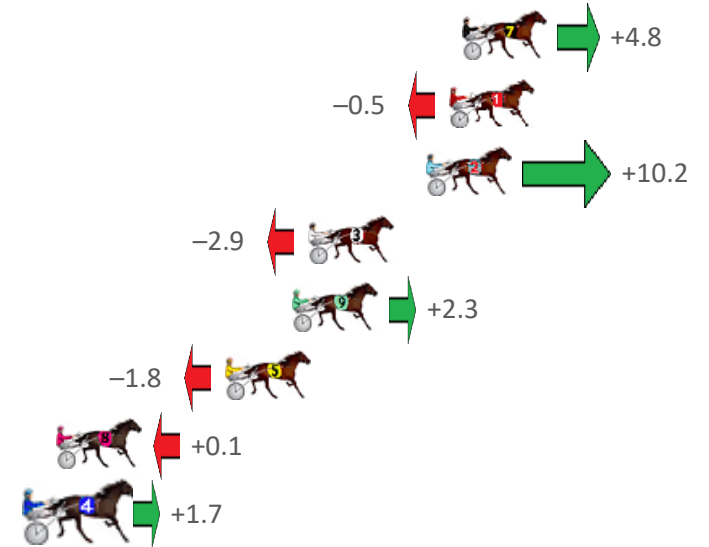
# Narrogin Race 6 Distance 2242m

Saturday, 21 October 2023

Gross Time: 2:51.50 MileRate: 2:03.10 LeadTime: 49.80s First Qtr: 32.00s Second Qtr: 30.10s Third Qtr: 29.30s Fourth Qtr: 30.30s

NoHorse	Plc	Mar	800 Posi	400 Posi	Time	3rd Qtr	4th Qtr
7 JAMIE KIM	1	0.0m	4.8m (0)	4.4m (0)	2:51.50	29.28s	29.97s
1 GLADYS GUGMAN	2	0.5m	0.0m (0)	0.0m (0)	2:51.54	29.30s	30.34s
2 FIORD	3	1.4m	11.6m (1)	10.2m (2)	2:51.61	29.21s	29.64s
3 ABSOLUTE DELIGHT	4	6.1m	3.2m (1)	2.8m (1)	2:51.98	29.27s	30.55s
9 SPORTS CENTRAL	5	6.7m	9.0m (0)	9.0m (0)	2:52.03	29.30s	30.13s
5 BATAVIA PLAYBOY	6	9.4m	7.6m (1)	7.0m (1)	2:52.25	29.25s	30.48s
8 SWANBOURNE SPUN	7	16.1m	16.2m (1)	12.8m (1)	2:52.78	29.04s	30.55s
4 STELLA MAJOR	8	16.9m	18.6m (2)	12.4m (3)	2:52.84	28.84s	30.64s

Finish Position and metres gained from 800m





## PJ Harness Analyser

*Sectional Analysis Software - Not just a formguide!*

[www.facebook.com/PJHarnessRacing](http://www.facebook.com/PJHarnessRacing)



RISE Digital, Harness Racing Australia nor the provider accepts any responsibility for the completeness or accuracy of any of the information contained herein, and makes no representations about its suitability for any particular purpose. Users should make their own judgements about those matters and/or seek independent advice. You assume all risks associated with use of data provided on this page


# Narrogin Race 7 Distance 2242m

Saturday, 21 October 2023

Gross Time: 2:53.20 MileRate: 2:04.30 LeadTime: 49.10s First Qtr: 33.30s Second Qtr: 30.00s Third Qtr: 30.10s Fourth Qtr: 30.70s

NoHorse	Plc	Mar	800 Posi	400 Posi	Time	3rd Qtr	4th Qtr
6 IWILL NEVER KNOW	1	0.0m	0.0m (1)	0.0m (1)	2:53.20	30.10s	30.70s
3 WHOOPSADAISSY	2	14.2m	8.6m (1)	9.8m (2)	2:54.34	30.19s	31.04s
2 ON GOLDEN ROAD	3	17.5m	4.2m (1)	4.4m (1)	2:54.61	30.11s	31.70s
4 WENDY MAY SUE	4	20.1m	0.4m (0)	1.0m (0)	2:54.81	30.13s	32.16s
5 BARTLETT	5	27.5m	9.6m (0)	10.2m (1)	2:55.41	30.13s	32.02s
1 CONSTELLATIONJEW	6	32.7m	5.0m (0)	6.8m (0)	2:55.83	30.22s	32.68s

Finish Position and metres gained from 800m





## PJ Harness Analyser

Sectional Analysis Software - Not just a formguide!

[www.facebook.com/PJHarnessRacing](http://www.facebook.com/PJHarnessRacing)



RISE Digital, Harness Racing Australia nor the provider accepts any responsibility for the completeness or accuracy of any of the information contained herein, and makes no representations about its suitability for any particular purpose. Users should make their own judgements about those matters and/or seek independent advice. You assume all risks associated with use of data provided on this page