


Northam Race 1 Distance 2190m

Tuesday, 17 October 2023

Gross Time: 2:42.60 MileRate: 1:59.50 LeadTime: 42.30s First Qtr: 30.30s Second Qtr: 29.80s Third Qtr: 29.50s Fourth Qtr: 30.70s

NoHorse	Plc	Mar	800 Posi	400 Posi	Time	3rd Qtr	4th Qtr
5 LORD PUBLISHER	1	0.0m	0.0m (0)	0.0m (0)	2:42.60	29.50s	30.70s
7 PACIFIC EAGLE	2	7.1m	9.0m (0)	11.0m (0)	2:43.17	29.66s	30.40s
3 BREACAT	3	8.7m	5.0m (0)	7.0m (0)	2:43.30	29.65s	30.83s
8 RISING SPIRIT	4	10.8m	13.2m (0)	15.2m (0)	2:43.47	29.66s	30.36s
10 HOT CINDER	5	19.6m	20.8m (1)	20.8m (1)	2:44.17	29.50s	30.61s
6 ALTA MONTEL	6	22.9m	24.8m (1)	26.4m (0)	2:44.44	29.62s	30.43s
9 VELVET SHADOW	7	24.9m	20.6m (0)	22.0m (0)	2:44.60	29.60s	30.92s
1 READY TO ATTACK	8	26.9m	4.0m (1)	8.4m (1)	2:44.76	29.80s	32.11s
2 MUMMAS LITTLE ST	9	30.3m	11.2m (1)	13.6m (1)	2:45.03	29.65s	31.97s
4 JUST ALL STYLE	10	80.9m	15.8m (1)	16.2m (2)	2:49.10	29.43s	35.64s

Finish Position and metres gained from 800m



PJ Harness Analyser

Sectional Analysis Software – Not just a formguide!

www.facebook.com/PJHarnessRacing



RISE Digital, Harness Racing Australia nor the provider accepts any responsibility for the completeness or accuracy of any of the information contained herein, and makes no representations about its suitability for any particular purpose. Users should make their own judgements about those matters and/or seek independent advice. You assume all risks associated with use of data provided on this page


Northam Race 2 Distance 1780m

Tuesday, 17 October 2023

Gross Time: 2:13.00 MileRate: 2:00.20 LeadTime: 13.70s First Qtr: 31.40s Second Qtr: 30.80s Third Qtr: 29.00s Fourth Qtr: 28.10s

NoHorse	Plc	Mar	800 Posi	400 Posi	Time	3rd Qtr	4th Qtr
1 FRANCO MECCA	1	0.0m	0.0m (0)	0.0m (0)	2:13.00	29.00s	28.10s
8 VALHALLA MISS	2	10.6m	8.4m (0)	8.4m (0)	2:13.78	29.00s	28.25s
7 TOMMY KRUIZE	3	10.6m	4.4m (0)	4.4m (0)	2:13.78	29.01s	28.53s
9 KRAKKA LIGHTNING	4	14.4m	12.6m (0)	13.4m (0)	2:14.06	29.06s	28.17s
2 JOLTED CHARM	5	17.8m	6.8m (1)	8.8m (1)	2:14.31	29.15s	28.73s
6 ANOTHER MOUSE	6	18.1m	2.6m (1)	3.6m (1)	2:14.34	29.09s	29.11s
10 THE DARK NIGHT	7	19.5m	15.2m (1)	4.4m (2)	2:14.44	28.25s	29.15s
3 SISTER ACT	8	19.6m	11.0m (1)	13.0m (1)	2:14.45	29.15s	28.56s
5 ADDA PARIS	9	22.5m	21.2m (0)	19.4m (0)	2:14.66	28.88s	28.32s
4 BATAVIA STORM	10	23.7m	17.2m (0)	19.4m (1)	2:14.75	29.16s	28.40s

Finish Position and metres gained from 800m





PJ Harness Analyser

Sectional Analysis Software – Not just a formguide!

www.facebook.com/PJHarnessRacing



RISE Digital, Harness Racing Australia nor the provider accepts any responsibility for the completeness or accuracy of any of the information contained herein, and makes no representations about its suitability for any particular purpose. Users should make their own judgements about those matters and/or seek independent advice. You assume all risks associated with use of data provided on this page

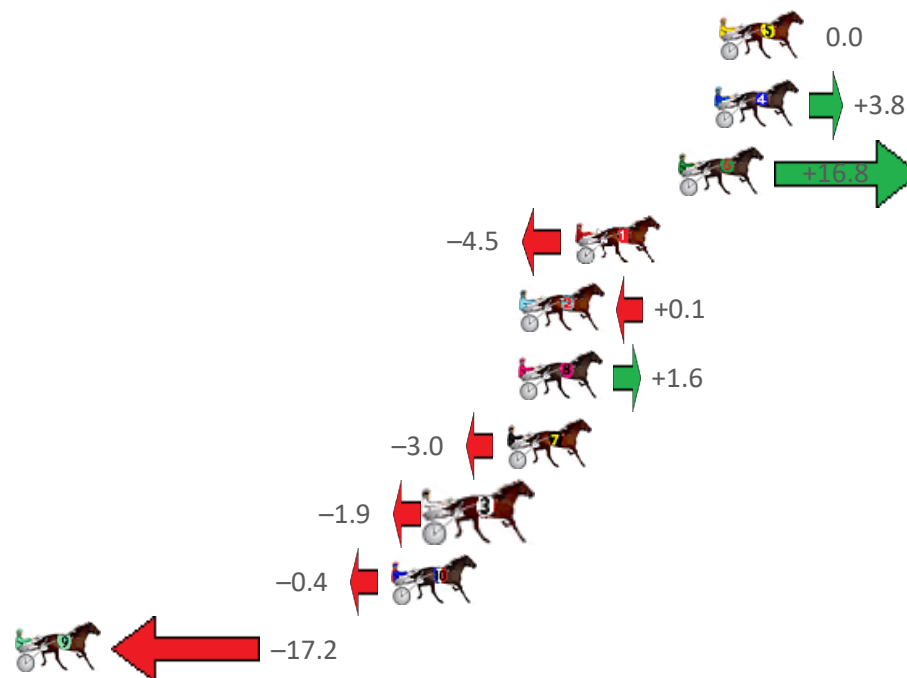
Northam Race 3 Distance 1780m

Tuesday, 17 October 2023

Gross Time: 2:13.00 MileRate: 2:00.20 LeadTime: 13.30s First Qtr: 30.00s Second Qtr: 30.60s Third Qtr: 29.60s Fourth Qtr: 29.50s

NoHorse	Plc	Mar	800 Posi	400 Posi	Time	3rd Qtr	4th Qtr
5 LETS ROCK TONIGHT	1	0.0m	0.0m (1)	0.0m (1)	2:13.00	29.60s	29.50s
4 ART REVIVAL	2	0.2m	4.0m (1)	4.0m (1)	2:13.02	29.60s	29.22s
6 SIDSTREPO	3	1.6m	18.4m (2)	13.6m (3)	2:13.12	29.25s	28.62s
1 LUHRSY	4	5.7m	1.2m (0)	0.0m (0)	2:13.44	29.51s	29.92s
2 RISKITFORDABISKIT	5	7.9m	8.0m (1)	8.4m (1)	2:13.61	29.63s	29.46s
8 ROCKIN THE TREND	6	8.0m	9.6m (0)	9.4m (0)	2:13.62	29.59s	29.40s
7 MOLIMO	7	8.4m	5.4m (0)	5.4m (0)	2:13.65	29.60s	29.72s
3 SPORTS CENTRAL	8	11.3m	9.4m (2)	8.2m (2)	2:13.87	29.51s	29.73s
10 BATAVIA PLAYBOY	9	13.0m	12.6m (1)	13.0m (1)	2:14.01	29.63s	29.50s
9 THIRTYTHREE TRICKS	10	31.2m	14.0m (2)	13.8m (2)	2:15.41	29.59s	30.78s

Finish Position and metres gained from 800m



PJ Harness Analyser

Sectional Analysis Software – Not just a formguide!

www.facebook.com/PJHarnessRacing



RISE Digital, Harness Racing Australia nor the provider accepts any responsibility for the completeness or accuracy of any of the information contained herein, and makes no representations about its suitability for any particular purpose. Users should make their own judgements about those matters and/or seek independent advice. You assume all risks associated with use of data provided on this page


Northam Race 4 Distance 2150m

Tuesday, 17 October 2023

Gross Time: 2:42.50 MileRate: 2:00.50 LeadTime: 43.50s First Qtr: 30.40s Second Qtr: 29.80s Third Qtr: 29.50s Fourth Qtr: 29.30s

NoHorse	Plc	Mar	800 Posi	400 Posi	Time	3rd Qtr	4th Qtr
9 BRICKIES DREAM	1	0.0m	3.0m (1)	1.2m (1)	2:42.50	29.37s	29.21s
1 LILLY LAGUNA	2	10.0m	4.6m (0)	4.2m (0)	2:43.27	29.47s	29.72s
2 SIR BELVEDERE	3	13.6m	8.6m (0)	8.2m (0)	2:43.55	29.47s	29.69s
5 CHRYSOPRASE	4	14.4m	12.6m (0)	12.4m (0)	2:43.61	29.49s	29.45s
6 BONSTAR	5	15.8m	0.0m (0)	0.0m (0)	2:43.71	29.50s	30.45s
4 GLADYS GUGMAN	6	21.1m	16.6m (0)	16.6m (0)	2:44.12	29.50s	29.63s
8 ISAIDBOO	7	24.0m	12.8m (1)	9.8m (1)	2:44.34	29.28s	30.33s
10 HESACHARMER	8	25.5m	7.4m (1)	5.8m (1)	2:44.46	29.39s	30.73s
7 HI TOMMY	9	35.5m	20.8m (0)	20.6m (1)	2:45.23	29.49s	30.39s
11 HOTFOOT IT	10	55.9m	20.0m (1)	14.2m (1)	2:46.80	29.09s	32.34s
3 ASHIMA	11	246.5m	100.0m (0)	150.0m (0)	3:01.44	33.18s	36.33s

Finish Position and metres gained from 800m



PJ Harness Analyser

Sectional Analysis Software – Not just a formguide!

www.facebook.com/PJHarnessRacing



RISE Digital, Harness Racing Australia nor the provider accepts any responsibility for the completeness or accuracy of any of the information contained herein, and makes no representations about its suitability for any particular purpose. Users should make their own judgements about those matters and/or seek independent advice. You assume all risks associated with use of data provided on this page


Northam Race 5 Distance 2190m

Tuesday, 17 October 2023

Gross Time: 2:42.80 MileRate: 1:59.60 LeadTime: 43.80s First Qtr: 30.70s Second Qtr: 30.70s Third Qtr: 28.60s Fourth Qtr: 29.00s

NoHorse	Plc	Mar	800 Posi	400 Posi	Time	3rd Qtr	4th Qtr
3 INSTA GATOR	1	0.0m	1.4m (1)	1.2m (1)	2:42.80	28.59s	28.91s
6 STAR LAVRA	2	0.8m	3.2m (2)	2.6m (2)	2:42.86	28.56s	28.87s
7 BRONZED	3	2.5m	4.0m (0)	4.0m (0)	2:42.99	28.60s	28.89s
1 STAPLETON	4	19.0m	0.0m (0)	0.0m (0)	2:44.25	28.59s	30.37s
5 IMAHERO	5	21.5m	18.8m (0)	23.6m (0)	2:44.44	28.94s	28.85s
2 FEELING EMPATHY	6	22.1m	8.4m (0)	12.2m (0)	2:44.48	28.87s	29.71s
8 SLAMMA ALABAMA	7	33.1m	5.6m (1)	9.0m (1)	2:45.32	28.83s	30.74s
4 JUSTMOREBLING	8	36.2m	13.4m (0)	18.0m (1)	2:45.55	28.92s	30.31s

Finish Position and metres gained from 800m



PJ Harness Analyser

Sectional Analysis Software – Not just a formguide!

www.facebook.com/PJHarnessRacing



RISE Digital, Harness Racing Australia nor the provider accepts any responsibility for the completeness or accuracy of any of the information contained herein, and makes no representations about its suitability for any particular purpose. Users should make their own judgements about those matters and/or seek independent advice. You assume all risks associated with use of data provided on this page

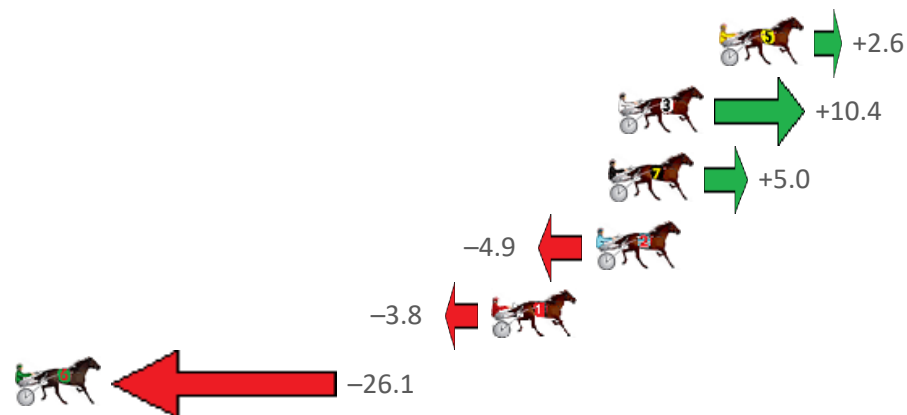
Northam Race 6 Distance 2620m

Tuesday, 17 October 2023

Gross Time: 3:15.70 MileRate: 2:00.20 LeadTime: 77.10s First Qtr: 31.60s Second Qtr: 29.20s Third Qtr: 29.10s Fourth Qtr: 28.70s

NoHorse	Plc	Mar	800 Posi	400 Posi	Time	3rd Qtr	4th Qtr
5 MACHS BETTOR	1	0.0m	2.6m (1)	2.8m (1)	3:15.70	29.11s	28.50s
3 THE RIGHTEOUS	2	4.0m	14.4m (0)	10.8m (0)	3:16.00	28.84s	28.21s
7 TUX AND TAILS	3	4.4m	9.4m (0)	7.6m (1)	3:16.03	28.97s	28.47s
2 DARDY BOY	4	4.9m	0.0m (0)	0.0m (0)	3:16.07	29.10s	29.05s
1 GOV STARZZZ	5	9.0m	5.2m (0)	5.0m (0)	3:16.38	29.09s	28.99s
6 BREWERY LANE	6	34.5m	8.4m (1)	10.8m (2)	3:18.30	29.28s	30.39s

Finish Position and metres gained from 800m







PJ Harness Analyser

Sectional Analysis Software – Not just a formguide!

www.facebook.com/PJHarnessRacing



RISE Digital, Harness Racing Australia nor the provider accepts any responsibility for the completeness or accuracy of any of the information contained herein, and makes no representations about its suitability for any particular purpose. Users should make their own judgements about those matters and/or seek independent advice. You assume all risks associated with use of data provided on this page

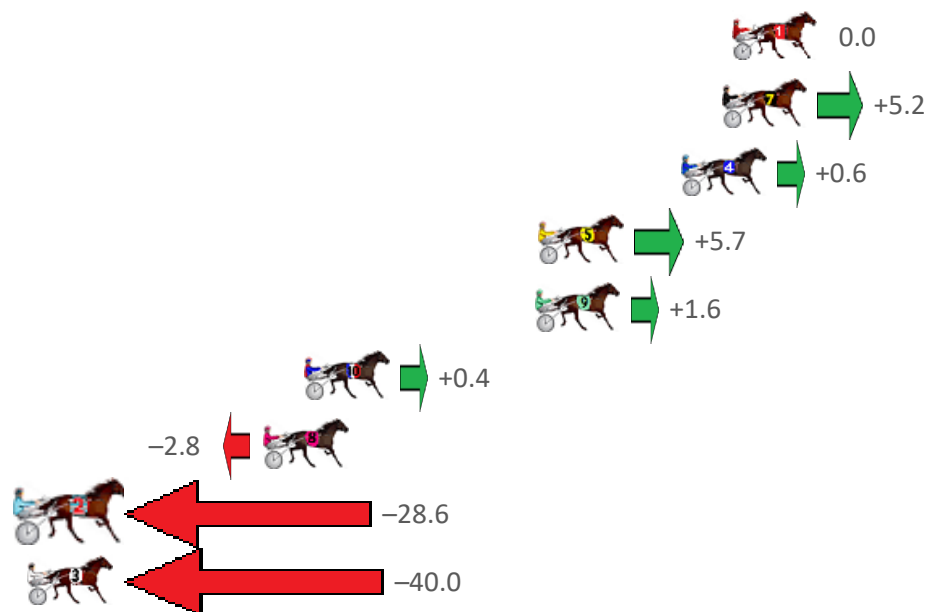
Northam Race 7 Distance 2190m

Tuesday, 17 October 2023

Gross Time: 2:49.20 MileRate: 2:04.30 LeadTime: 44.50s First Qtr: 32.10s Second Qtr: 31.10s Third Qtr: 31.30s Fourth Qtr: 30.20s

NoHorse	Plc	Mar	800 Posi	400 Posi	Time	3rd Qtr	4th Qtr
1 FIRST REUNION	1	0.0m	0.0m (0)	0.0m (0)	2:49.20	31.30s	30.20s
7 DILO SPIRIT	2	0.4m	5.6m (0)	4.4m (0)	2:49.23	31.20s	29.90s
4 LUCY HELEN	3	2.0m	2.6m (1)	2.0m (1)	2:49.36	31.25s	30.20s
5 STAR OF KAOS	4	7.7m	13.4m (0)	12.4m (0)	2:49.81	31.22s	29.85s
9 WENDY MAY SUE	5	7.8m	9.4m (0)	8.4m (0)	2:49.82	31.22s	30.15s
10 ON GOLDEN ROAD	6	17.0m	17.4m (0)	10.6m (1)	2:50.54	30.79s	30.68s
8 JUST CRUIZIN	7	18.6m	15.8m (1)	14.6m (1)	2:50.67	31.21s	30.50s
2 WHOOPSADAISY	8	39.8m	11.2m (1)	10.4m (2)	2:52.35	31.28s	32.41s
3 CONSTELLATIONJEW	9	46.8m	6.8m (1)	6.4m (1)	2:52.90	31.32s	33.23s

Finish Position and metres gained from 800m



PJ Harness Analyser
Sectional Analysis Software – Not just a formguide!

www.facebook.com/PJHarnessRacing



RISE Digital, Harness Racing Australia nor the provider accepts any responsibility for the completeness or accuracy of any of the information contained herein, and makes no representations about its suitability for any particular purpose. Users should make their own judgements about those matters and/or seek independent advice. You assume all risks associated with use of data provided on this page