

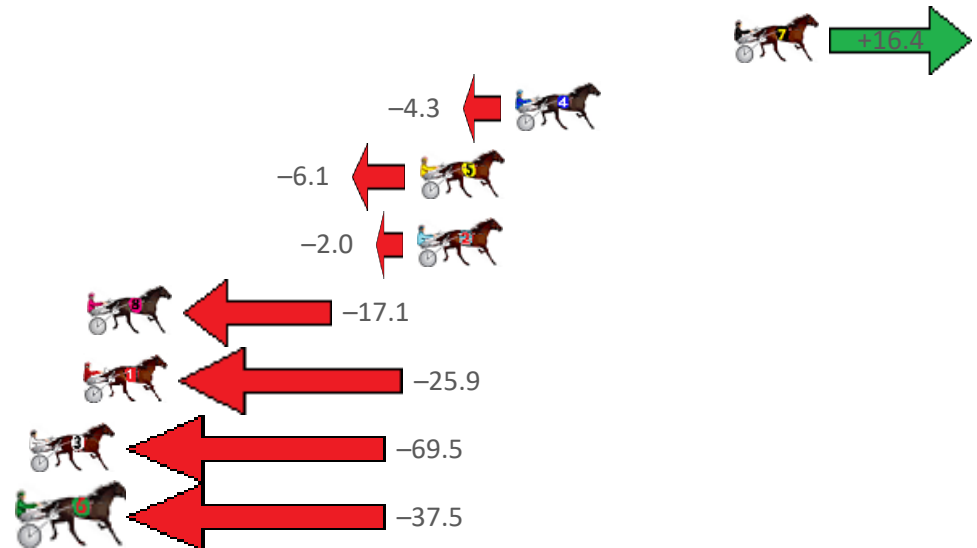
Pinjarra Race 1 Distance 2185m

Monday, 2 October 2023

Gross Time: 2:46.80 MileRate: 2:02.90 LeadTime: 43.80s First Qtr: 33.00s Second Qtr: 29.90s Third Qtr: 30.20s Fourth Qtr: 29.90s

NoHorse	Plc	Mar	800 Posi	400 Posi	Time	3rd Qtr	4th Qtr
7 ALDEBARAN SUND0	1	0.0m	16.4m (0)	2.3m (0)	2:46.80	29.15s	29.73s
4 FLINGANDWINGIT	2	8.7m	4.4m (0)	11.1m (1)	2:47.48	30.70s	29.75s
5 WAR SPIRIT	3	12.5m	6.4m (1)	6.7m (1)	2:47.78	30.22s	30.38s
2 MARENGO BAY	4	12.6m	10.6m (1)	0.0m (1)	2:47.79	29.41s	30.89s
8 KYVALLEY CLICHY	5	25.7m	8.6m (0)	20.5m (0)	2:48.81	31.09s	30.38s
1 TENNERSON	6	25.9m	0.0m (0)	8.3m (0)	2:48.83	30.82s	31.31s
3 ONE OVER DA SON	7	72.3m	2.8m (1)	25.2m (1)	2:52.46	31.87s	33.68s
6 STAY FOCUSED	8	84.5m	47.0m (0)	55.7m (0)	2:53.42	30.87s	32.36s

Finish Position and metres gained from 800m







Harness Analyser

Sectional Analysis Software – Not just a formguide!

www.facebook.com/PJHarnessRacing



RISE Digital, Harness Racing Australia nor the provider accepts any responsibility for the completeness or accuracy of any of the information contained herein, and makes no representations about its suitability for any particular purpose. Users should make their own judgements about those matters and/or seek independent advice. You assume all risks associated with use of data provided on this page

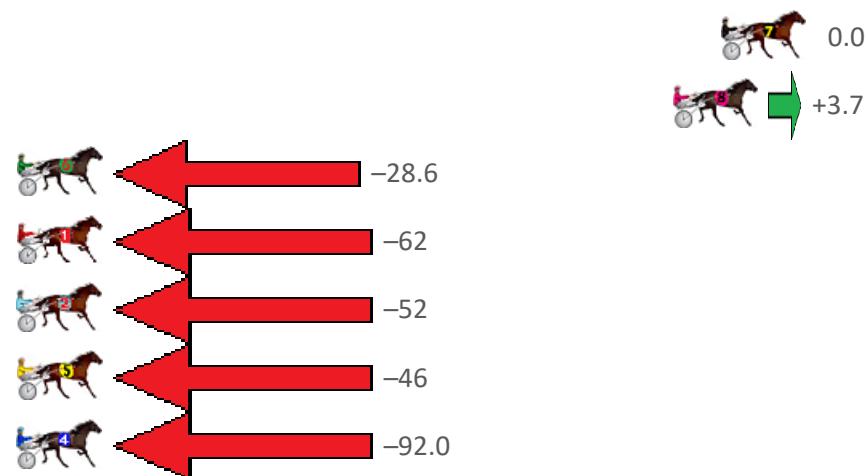
Pinjarra Race 2 Distance 2185m

Monday, 2 October 2023

Gross Time: 2:43.00 MileRate: 2:00.10 LeadTime: 41.30s First Qtr: 31.70s Second Qtr: 29.20s Third Qtr: 30.30s Fourth Qtr: 30.50s

NoHorse	Plc	Mar	800 Posi	400 Posi	Time	3rd Qtr	4th Qtr
7 WORLD SECRET	1	0.0m	0.0m (1)	2.4m (0)	2:43.00	30.48s	30.32s
8 SONIC SEELSTER	2	1.9m	5.6m (0)	0.0m (1)	2:43.15	29.90s	30.65s
6 STAR OF THE GALAX	3	57.1m	28.5m (1)	27.3m (0)	2:47.56	30.29s	33.00s
1 DIAMOND WORLD	4	61.9m	0.6m (0)	19.9m (0)	2:47.94	31.76s	33.94s
2 LUNETTA	5	62.1m	10.3m (0)	22.8m (1)	2:47.96	31.28s	33.74s
5 CABIN FEVER	6	109.4m	63.6m (0)	72.7m (0)	2:51.73	31.18s	33.74s
4 LUCKY BONA	7	118.1m	26.1m (0)	77.9m (0)	2:52.43	34.30s	34.04s

Finish Position and metres gained from 800m







Harness Analyser

Sectional Analysis Software – Not just a formguide!

www.facebook.com/PJHarnessRacing



RISE Digital, Harness Racing Australia nor the provider accepts any responsibility for the completeness or accuracy of any of the information contained herein, and makes no representations about its suitability for any particular purpose. Users should make their own judgements about those matters and/or seek independent advice. You assume all risks associated with use of data provided on this page


Pinjarra Race 3 Distance 1684m

Monday, 2 October 2023

Gross Time: 2:05.30 MileRate: 1:59.80 LeadTime: 5.10s First Qtr: 31.00s Second Qtr: 31.00s Third Qtr: 30.00s Fourth Qtr: 28.20s

NoHorse	Plc	Mar	800 Posi	400 Posi	Time	3rd Qtr	4th Qtr
1 ERA	1	0.0m	0.0m (0)	0.0m (0)	2:05.30	30.00s	28.20s
2 BEACH CAPTAIN	2	2.6m	12.8m (2)	1.9m (1)	2:05.49	29.19s	28.25s
8 HUGHEY	3	4.2m	4.6m (0)	4.4m (0)	2:05.61	29.98s	28.19s
4 JUST ALL STYLE	4	5.2m	8.5m (1)	8.9m (0)	2:05.69	30.00s	27.95s
11 IMA AUSSIE ARTIST	5	11.3m	8.8m (2)	10.0m (2)	2:06.14	30.07s	28.32s
12 YOUR GRACE	6	13.5m	13.7m (0)	14.7m (1)	2:06.30	30.04s	28.14s
5 MISS WILLOUGHBY	7	15.5m	4.0m (1)	9.4m (1)	2:06.45	30.38s	28.67s
3 IWILL NEVER KNOW	8	25.1m	15.8m (1)	14.1m (3)	2:07.16	29.84s	29.04s
9 LUCY HELEN	9	27.6m	9.1m (0)	15.2m (0)	2:07.35	30.42s	29.15s
6 JUSTMOREBLING	10	31.5m	18.8m (0)	19.4m (1)	2:07.63	30.00s	29.13s
7 CONSTELLATIONJEW	11	45.9m	22.8m (0)	26.0m (0)	2:08.70	30.18s	29.72s
10 DILO SPIRIT	12	76.4m	4.5m (2)	16.0m (2)	2:10.96	30.83s	32.70s

Finish Position and metres gained from 800m



PJ Harness Analyser
Sectional Analysis Software – Not just a formguide!

www.facebook.com/PJHarnessRacing



RISE Digital, Harness Racing Australia nor the provider accepts any responsibility for the completeness or accuracy of any of the information contained herein, and makes no representations about its suitability for any particular purpose. Users should make their own judgements about those matters and/or seek independent advice. You assume all risks associated with use of data provided on this page

Pinjarra Race 4 Distance 2185m

Monday, 2 October 2023


Gross Time: 2:43.40 MileRate: 2:00.40 LeadTime: 42.20s First Qtr: 32.30s Second Qtr: 30.10s Third Qtr: 29.30s Fourth Qtr: 29.50s

NoHorse	Plc	Mar	800 Posi	400 Posi	Time	3rd Qtr	4th Qtr
8 LORD PUBLISHER	1	0.0m	0.0m (0)	0.0m (0)	2:43.40	29.30s	29.50s

Finish Position and metres gained from 800m



5 DISPATCHER	2	32.6m	8.2m (1)	5.2m (0)	2:45.92	29.08s	31.64s
3 STAR OF KAOS	3	40.9m	13.7m (0)	24.9m (0)	2:46.56	30.12s	30.84s
9 JUST CRUIZIN	4	47.9m	8.8m (0)	19.7m (0)	2:47.10	30.10s	31.76s
4 WHOOPSADAISY	5	83.1m	20.6m (0)	41.7m (0)	2:49.83	30.85s	32.88s
7 MY CAPTAIN MY CAP	6	116.0m	3.8m (1)	3.8m (1)	2:52.37	29.30s	38.19s
1 THINGS CHANGE	7	185.3m	4.1m (0)	36.0m (0)	2:57.73	31.63s	41.20s
2 IM BEGGING YOU	8	552.7m	315.2m (0)	371.1m (0)	3:26.14	33.46s	45.12s



PJ Harness Analyser

Sectional Analysis Software – Not just a formguide!

www.facebook.com/PJHarnessRacing



RISE Digital, Harness Racing Australia nor the provider accepts any responsibility for the completeness or accuracy of any of the information contained herein, and makes no representations about its suitability for any particular purpose. Users should make their own judgements about those matters and/or seek independent advice. You assume all risks associated with use of data provided on this page

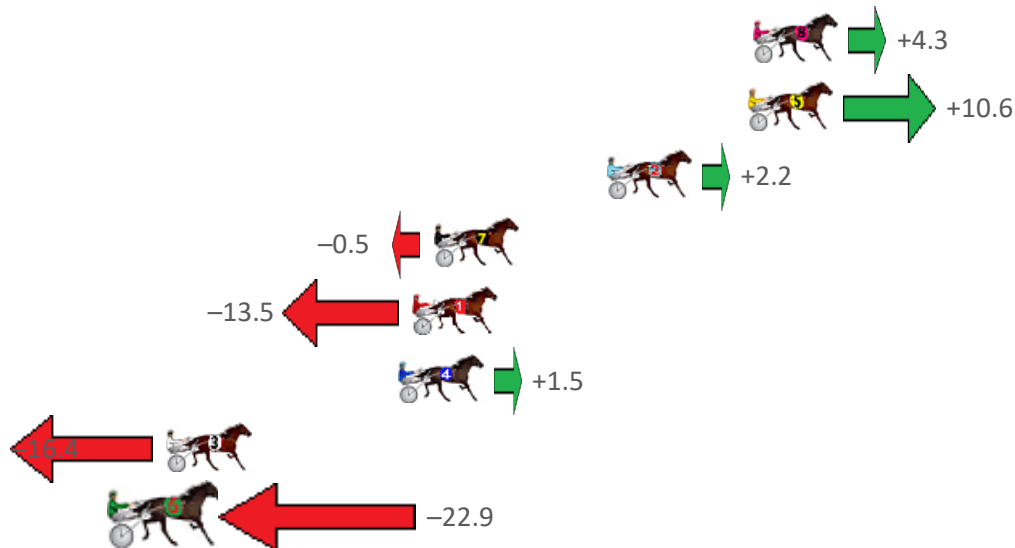
Pinjarra Race 5 Distance 2185m

Monday, 2 October 2023

Gross Time: 2:44.40 MileRate: 2:01.10 LeadTime: 44.00s First Qtr: 33.80s Second Qtr: 29.60s Third Qtr: 28.30s Fourth Qtr: 28.70s

NoHorse	Plc	Mar	800 Posi	400 Posi	Time	3rd Qtr	4th Qtr
8 SPORT SPORT SPORT	1	0.0m	4.3m (0)	4.2m (0)	2:44.40	28.30s	28.40s
5 GOODEALEHMADDIE	2	0.2m	10.8m (1)	10.2m (2)	2:44.42	28.26s	28.00s
2 SWEET IVY	3	5.8m	8.0m (0)	7.9m (0)	2:44.84	28.30s	28.58s
7 ICY WINDS	4	12.7m	12.2m (0)	11.9m (0)	2:45.36	28.28s	28.82s
1 CATCH THE RED EYE	5	13.5m	0.0m (0)	0.0m (0)	2:45.42	28.30s	29.72s
4 YANKEEDELIGHT	6	14.1m	15.6m (1)	15.0m (1)	2:45.46	28.26s	28.70s
3 ALLZFAIRNLUVNWA	7	23.3m	6.9m (1)	6.8m (1)	2:46.16	28.29s	29.98s
6 CHERRY ON THE CAK	8	25.1m	2.2m (1)	2.3m (1)	2:46.29	28.30s	30.43s

Finish Position and metres gained from 800m



PJ Harness Analyser

Sectional Analysis Software – Not just a formguide!

www.facebook.com/PJHarnessRacing



RISE Digital, Harness Racing Australia nor the provider accepts any responsibility for the completeness or accuracy of any of the information contained herein, and makes no representations about its suitability for any particular purpose. Users should make their own judgements about those matters and/or seek independent advice. You assume all risks associated with use of data provided on this page

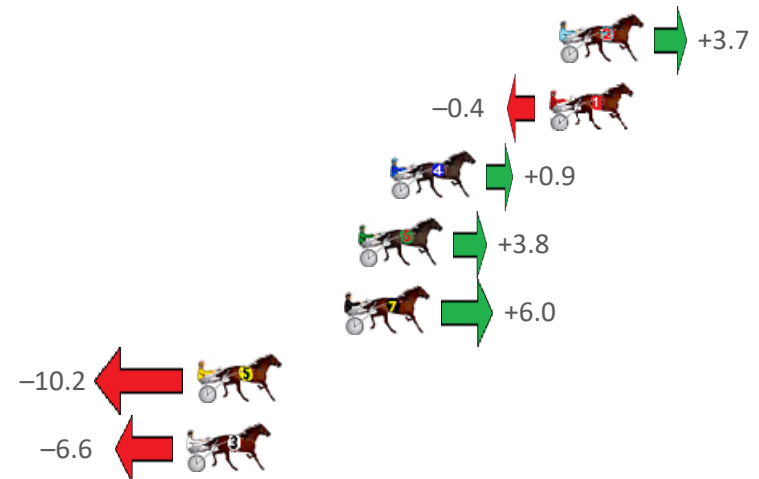
Pinjarra Race 6 Distance 2185m

Monday, 2 October 2023

Gross Time: 2:45.00 MileRate: 2:01.50 LeadTime: 47.30s First Qtr: 29.20s Second Qtr: 30.50s Third Qtr: 30.80s Fourth Qtr: 27.20s

NoHorse	Plc	Mar	800 Posi	400 Posi	Time	3rd Qtr	4th Qtr
2 FESS UP	1	0.0m	3.7m (1)	2.2m (1)	2:45.00	30.68s	27.04s
1 STAR CASINO	2	0.4m	0.0m (0)	0.0m (0)	2:45.03	30.80s	27.23s
4 AZTERIAN	3	6.7m	7.6m (1)	6.4m (1)	2:45.48	30.68s	27.22s
6 MIGHTHAVTIME	4	8.0m	11.8m (1)	10.6m (1)	2:45.57	30.66s	27.01s
7 INFINITE SIGN	5	8.5m	14.5m (0)	6.1m (2)	2:45.61	30.14s	27.37s
5 ALL AUSSIE MACH	6	14.4m	4.2m (0)	4.2m (0)	2:46.03	30.78s	27.93s
3 TUMBLIN DICE	7	14.8m	8.2m (0)	8.1m (0)	2:46.06	30.76s	27.68s

Finish Position and metres gained from 800m







Harness Analyser

Sectional Analysis Software – Not just a formguide!

www.facebook.com/PJHarnessRacing



RISE Digital, Harness Racing Australia nor the provider accepts any responsibility for the completeness or accuracy of any of the information contained herein, and makes no representations about its suitability for any particular purpose. Users should make their own judgements about those matters and/or seek independent advice. You assume all risks associated with use of data provided on this page

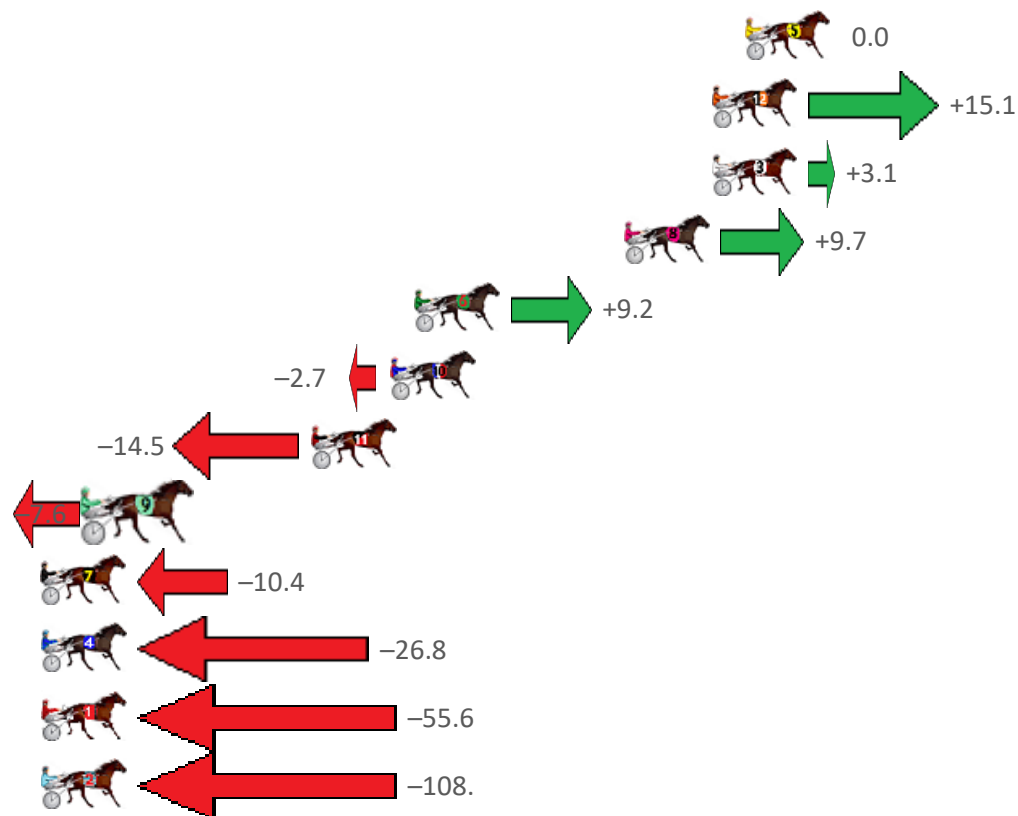
Pinjarra Race 7 Distance 2185m

Monday, 2 October 2023

Gross Time: 2:43.30 MileRate: 2:00.20 LeadTime: 42.20s First Qtr: 32.40s Second Qtr: 29.90s Third Qtr: 29.40s Fourth Qtr: 29.40s

NoHorse	Plc	Mar	800 Posi	400 Posi	Time	3rd Qtr	4th Qtr
5 MORISSETTE	1	0.0m	0.0m (0)	0.0m (0)	2:43.30	29.40s	29.40s
12 AMERICAN MONARC	2	1.3m	16.4m (1)	4.4m (2)	2:43.40	28.52s	29.18s
3 MISS LAUREL LEA	3	1.3m	4.4m (0)	4.1m (0)	2:43.40	29.38s	29.20s
8 UNEARTHED	4	4.8m	14.5m (0)	11.2m (0)	2:43.67	29.16s	28.95s
6 BONNIE PAULINE	5	13.1m	22.3m (0)	26.3m (2)	2:44.31	29.69s	28.49s
10 SYNCOPATION	6	14.1m	11.4m (2)	7.1m (1)	2:44.39	29.09s	29.97s
11 BILLIE JOE STAR	7	17.2m	2.7m (1)	2.5m (1)	2:44.63	29.38s	30.55s
9 FEELING EMPATHY	8	25.9m	18.3m (0)	25.7m (0)	2:45.30	29.94s	29.52s
7 VALHALLA ANGEL	9	31.4m	21.0m (2)	13.7m (1)	2:45.72	28.87s	30.82s
4 IMMACHULATE	10	47.3m	20.5m (1)	21.9m (1)	2:46.95	29.50s	31.45s
1 ZIGGEY	11	65.7m	10.1m (0)	21.4m (0)	2:48.36	30.22s	32.90s
2 INDEPENDENCE ROS	12	117.8m	9.5m (1)	26.3m (1)	2:52.38	30.62s	36.56s

Finish Position and metres gained from 800m



PJ Harness Analyser

Sectional Analysis Software - Not just a formguide!

www.facebook.com/PJHarnessRacing



RISE Digital, Harness Racing Australia nor the provider accepts any responsibility for the completeness or accuracy of any of the information contained herein, and makes no representations about its suitability for any particular purpose. Users should make their own judgements about those matters and/or seek independent advice. You assume all risks associated with use of data provided on this page

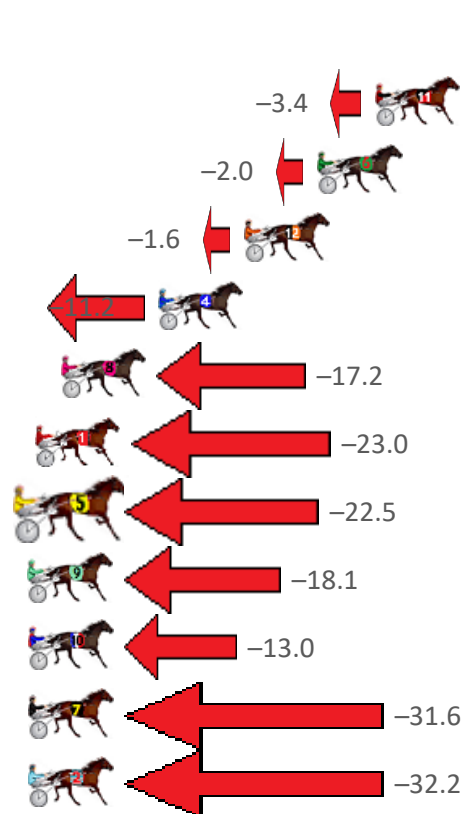
Pinjarra Race 8 Distance 2185m

Monday, 2 October 2023

Gross Time: 2:42.20 MileRate: 1:59.50 LeadTime: 42.70s First Qtr: 32.10s Second Qtr: 29.50s Third Qtr: 28.90s Fourth Qtr: 29.00s

NoHorse	Plc	Mar	800 Posi	400 Posi	Time	3rd Qtr	4th Qtr
3 HEZ ALL THE RAGE	1	0.0m	0.0m (0)	0.0m (0)	2:42.20	28.90s	29.00s
11 THE BEAUDSTER	2	14.2m	10.8m (2)	11.4m (2)	2:43.28	28.95s	29.26s
6 STAPLETON	3	16.5m	14.5m (2)	15.3m (2)	2:43.46	28.96s	29.16s
12 IM DRINKINDOUBLES	4	19.4m	17.8m (0)	24.2m (0)	2:43.68	29.36s	28.74s
4 ELEPHANT ROCK	5	22.8m	11.6m (1)	18.4m (1)	2:43.93	29.38s	29.41s
8 PASTER TEDESCO	6	26.7m	9.5m (0)	15.3m (0)	2:44.23	29.32s	29.93s
1 STRAYLYA	7	27.7m	4.7m (0)	11.1m (0)	2:44.31	29.36s	30.31s
5 HEART OF SAHARA	8	30.2m	7.7m (1)	14.5m (1)	2:44.50	29.38s	30.26s
9 TAKETHECANNOLI	9	31.8m	13.7m (0)	20.0m (0)	2:44.62	29.36s	29.98s
10 ATLANTAS	10	33.3m	20.3m (1)	20.0m (2)	2:44.73	28.88s	30.09s
7 SUNPATRA	11	34.9m	3.3m (1)	9.2m (1)	2:44.86	29.32s	31.00s
2 HOKULANI	12	47.7m	15.5m (1)	23.4m (1)	2:45.83	29.46s	30.95s

Finish Position and metres gained from 800m



PJ Harness Analyser

Sectional Analysis Software – Not just a formguide!

www.facebook.com/PJHarnessRacing



RISE Digital, Harness Racing Australia nor the provider accepts any responsibility for the completeness or accuracy of any of the information contained herein, and makes no representations about its suitability for any particular purpose. Users should make their own judgements about those matters and/or seek independent advice. You assume all risks associated with use of data provided on this page