

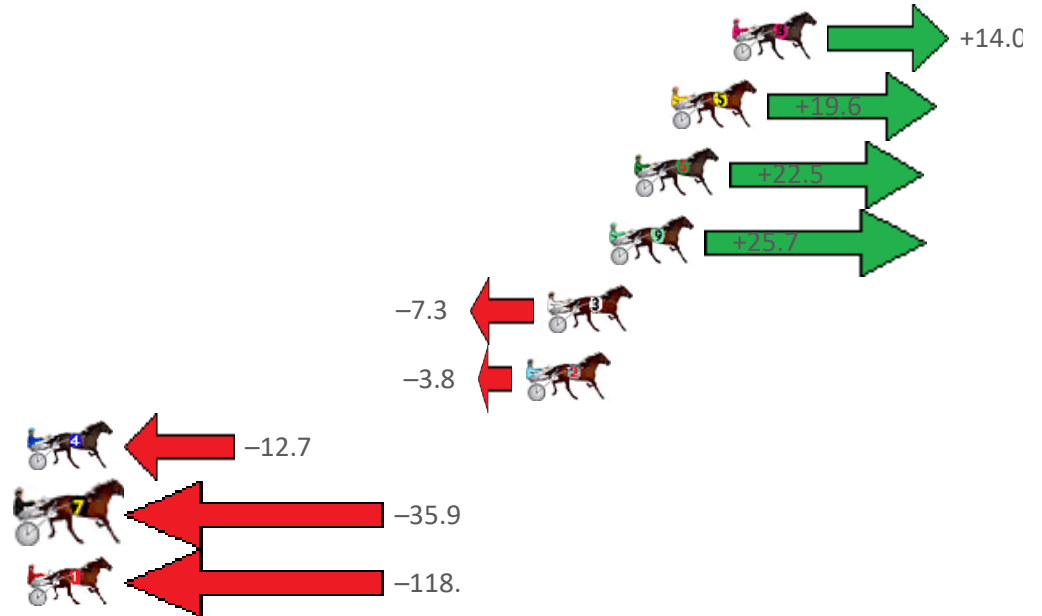
# Pinjarra Race 1 Distance 2692m

Monday, 16 October 2023

Gross Time: 3:25.40 MileRate: 2:02.80 LeadTime: 82.40s First Qtr: 30.60s Second Qtr: 31.60s Third Qtr: 29.20s Fourth Qtr: 31.60s

NoHorse	Plc	Mar	800 Posi	400 Posi	Time	3rd Qtr	4th Qtr
8 FLINGANDWINGIT	1	0.0m	14.0m (0)	9.0m (1)	3:25.40	28.85s	30.89s
5 KYVALLEY CLICHY	2	2.4m	22.0m (0)	17.0m (0)	3:25.60	28.87s	30.45s
6 DARK SECRET	3	3.9m	26.4m (1)	13.4m (1)	3:25.72	28.25s	30.85s
9 WAR SPIRIT	4	4.9m	30.6m (0)	18.2m (1)	3:25.80	28.30s	30.56s
3 ELISH STAR	5	7.3m	0.0m (0)	0.0m (0)	3:26.00	29.18s	32.17s
2 TENNERSON	6	8.2m	4.4m (0)	4.2m (0)	3:26.08	29.17s	31.91s
4 ONE OVER DA SON	7	30.7m	18.0m (0)	13.0m (0)	3:27.93	28.77s	32.99s
7 MRIYA DREAM	8	38.1m	2.2m (1)	3.0m (1)	3:28.55	29.16s	34.36s
1 THE BEAT	9	127.6m	9.4m (0)	9.0m (0)	3:35.93	28.82s	40.92s

## Finish Position and metres gained from 800m





# PJ Harness Analyser

Sectional Analysis Software - Not just a formguide!

www.facebook.com/PJHarnessRacing



RISE Digital, Harness Racing Australia nor the provider accepts any responsibility for the completeness or accuracy of any of the information contained herein, and makes no representations about its suitability for any particular purpose. Users should make their own judgements about those matters and/or seek independent advice. You assume all risks associated with use of data provided on this page

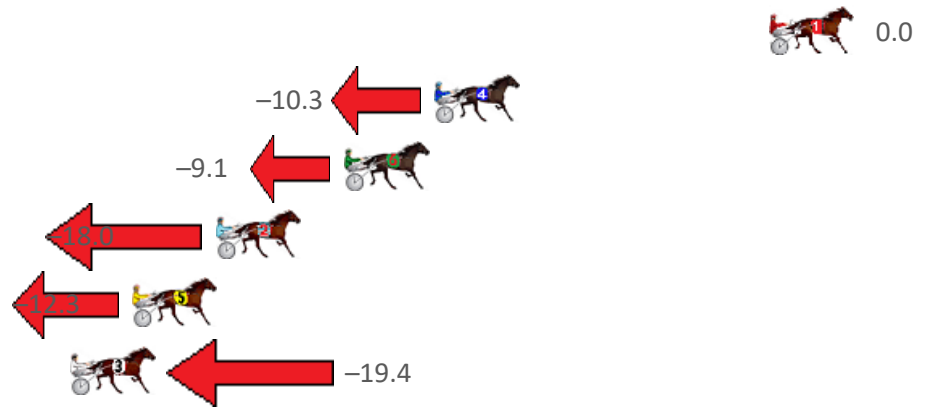
# Pinjarra Race 2 Distance 2185m

Monday, 16 October 2023

Gross Time: 2:44.60 MileRate: 2:01.20 LeadTime: 45.70s First Qtr: 30.80s Second Qtr: 31.10s Third Qtr: 29.00s Fourth Qtr: 28.00s

NoHorse	Plc	Mar	800 Posi	400 Posi	Time	3rd Qtr	4th Qtr
1 DOUSEEME	1	0.0m	0.0m (0)	0.0m (0)	2:44.60	29.00s	28.00s
4 SEASIDE GEM	2	13.3m	3.0m (1)	2.0m (1)	2:45.58	28.94s	28.79s
6 SONIC SEELSTER	3	16.9m	7.8m (1)	7.4m (1)	2:45.84	28.98s	28.66s
2 VYBRANT	4	22.0m	4.0m (0)	4.4m (0)	2:46.22	29.05s	29.23s
5 ELEGANT BEACH	5	25.3m	13.0m (0)	15.2m (0)	2:46.46	29.17s	28.70s
3 SATAN PRINCESS	6	27.8m	8.4m (0)	11.4m (0)	2:46.65	29.23s	29.14s

Finish Position and metres gained from 800m





## PJ Harness Analyser

Sectional Analysis Software - Not just a formguide!

[www.facebook.com/PJHarnessRacing](http://www.facebook.com/PJHarnessRacing)



RISE Digital, Harness Racing Australia nor the provider accepts any responsibility for the completeness or accuracy of any of the information contained herein, and makes no representations about its suitability for any particular purpose. Users should make their own judgements about those matters and/or seek independent advice. You assume all risks associated with use of data provided on this page

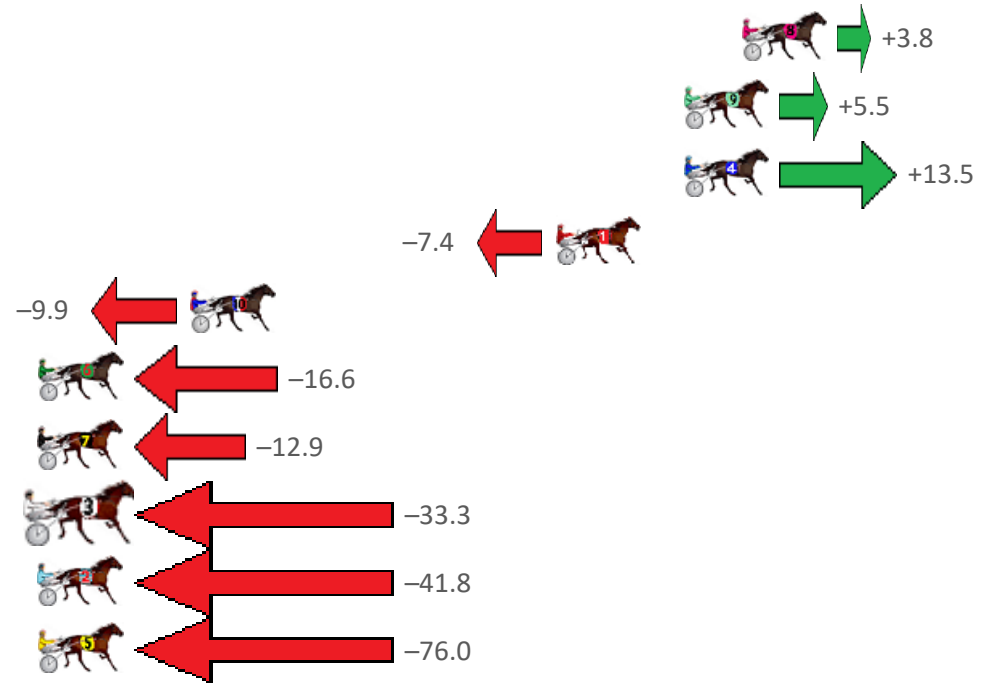
# Pinjarra Race 3 Distance 2185m

Monday, 16 October 2023

Gross Time: 2:42.10 MileRate: 1:59.40 LeadTime: 45.30s First Qtr: 31.60s Second Qtr: 28.20s Third Qtr: 28.70s Fourth Qtr: 28.30s

NoHorse	Plc	Mar	800 Posi	400 Posi	Time	3rd Qtr	4th Qtr
8 QUATTROSE	1	0.0m	3.8m (0)	4.2m (0)	2:42.10	28.73s	28.00s
9 SWEET LUCIFER	2	2.3m	7.8m (0)	8.6m (0)	2:42.27	28.75s	27.86s
4 MY CAPTAIN MY CAP	3	2.3m	15.8m (1)	7.4m (2)	2:42.27	28.10s	27.94s
1 A DUKE TO BE	4	7.4m	0.0m (0)	0.0m (0)	2:42.65	28.70s	28.82s
10 SOUNDS TREACHER	5	21.9m	12.0m (0)	12.6m (0)	2:43.73	28.75s	28.95s
6 PENTHOUSE	6	33.0m	16.4m (0)	16.8m (0)	2:44.55	28.74s	29.44s
7 TRUNKEY MON STAR	7	34.5m	21.6m (0)	20.0m (1)	2:44.67	28.59s	29.32s
3 HUGHEY	8	39.9m	6.6m (1)	11.0m (1)	2:45.07	29.03s	30.33s
2 NEVERTELLMETHEO	9	52.6m	10.8m (1)	14.0m (2)	2:46.01	28.95s	31.02s
5 FLYING COPPA	10	78.2m	2.2m (1)	6.4m (1)	2:47.91	29.03s	33.35s

## Finish Position and metres gained from 800m





# PJ Harness Analyser

Sectional Analysis Software - Not just a formguide!

www.facebook.com/PJHarnessRacing



RISE Digital, Harness Racing Australia nor the provider accepts any responsibility for the completeness or accuracy of any of the information contained herein, and makes no representations about its suitability for any particular purpose. Users should make their own judgements about those matters and/or seek independent advice. You assume all risks associated with use of data provided on this page

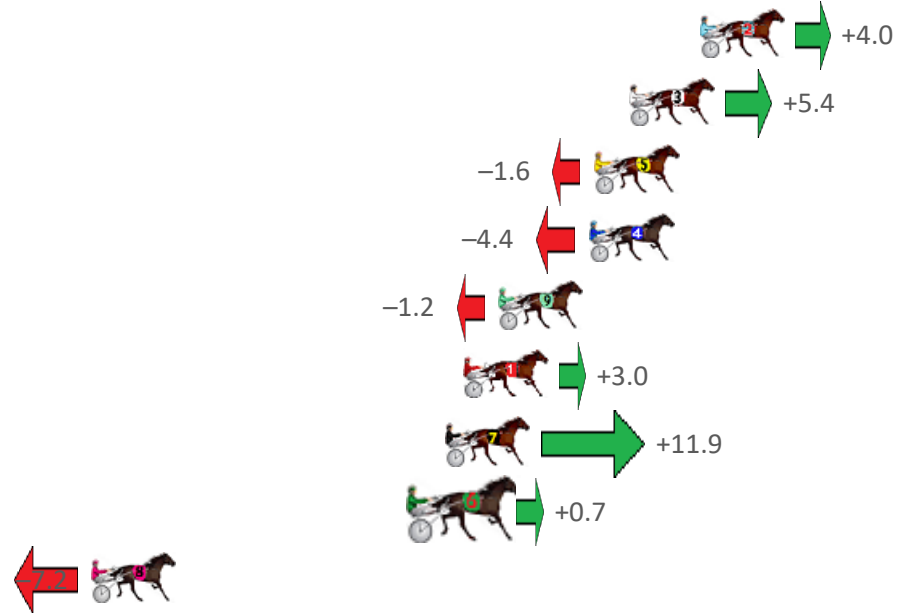
# Pinjarra Race 4 Distance 1684m

Monday, 16 October 2023

Gross Time: 1:59.90 MileRate: 1:54.60 LeadTime: 4.90s First Qtr: 28.20s Second Qtr: 29.80s Third Qtr: 27.90s Fourth Qtr: 29.10s

NoHorse	Plc	Mar	800 Posi	400 Posi	Time	3rd Qtr	4th Qtr
2 COLORADO BANNER	1	0.0m	4.0m (0)	4.2m (0)	1:59.90	27.92s	28.80s
3 CLASSICAL ELLIE	2	2.8m	8.2m (0)	8.4m (0)	2:00.11	27.92s	28.69s
5 BARBADOS	3	4.2m	2.6m (1)	1.8m (1)	2:00.22	27.84s	29.27s
4 GALAXY WARRIOR	4	4.4m	0.0m (0)	0.0m (0)	2:00.24	27.89s	29.42s
9 IM DRINKINDOUBLES	5	8.0m	6.8m (1)	7.4m (1)	2:00.51	27.94s	29.14s
1 WISE SAGE	6	9.4m	12.4m (0)	12.6m (0)	2:00.62	27.92s	28.87s
7 HEART OF SAHARA	7	10.1m	22.0m (0)	22.0m (1)	2:00.67	27.92s	28.24s
6 TRUNKEY CARRAWA	8	11.1m	11.8m (1)	11.8m (1)	2:00.75	27.90s	29.05s
8 ATLANTAS	9	24.2m	17.0m (0)	18.0m (0)	2:01.75	27.96s	29.55s

## Finish Position and metres gained from 800m





## PJ Harness Analyser

Sectional Analysis Software - Not just a formguide!

www.facebook.com/PJHarnessRacing



RISE Digital, Harness Racing Australia nor the provider accepts any responsibility for the completeness or accuracy of any of the information contained herein, and makes no representations about its suitability for any particular purpose. Users should make their own judgements about those matters and/or seek independent advice. You assume all risks associated with use of data provided on this page

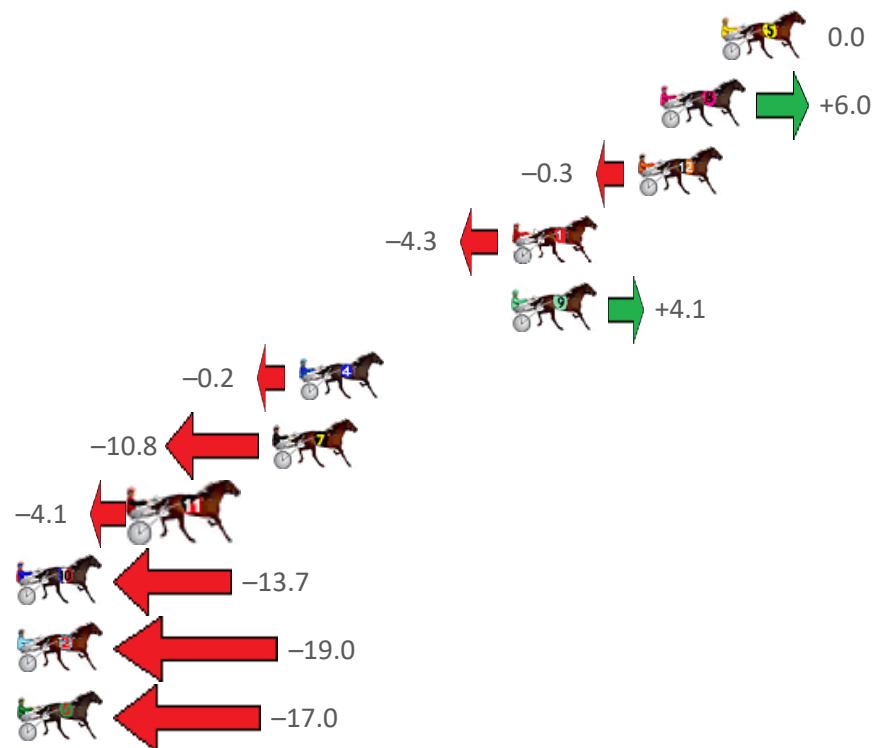
# Pinjarra Race 5 Distance 2185m

Monday, 16 October 2023

Gross Time: 2:43.00 MileRate: 2:00.00 LeadTime: 43.60s First Qtr: 30.90s Second Qtr: 30.90s Third Qtr: 28.80s Fourth Qtr: 28.80s

NoHorse	Plc	Mar	800 Posi	400 Posi	Time	3rd Qtr	4th Qtr
5 DUNAMIS	1	0.0m	0.0m (0)	0.0m (0)	2:43.00	28.80s	28.80s
8 HILARIOUS REIGN	2	2.4m	8.4m (0)	8.8m (0)	2:43.18	28.83s	28.34s
12 PASTER TEDESCO	3	3.3m	3.0m (1)	2.0m (1)	2:43.25	28.73s	28.89s
1 STRAYLYA	4	8.3m	4.0m (0)	4.8m (0)	2:43.63	28.86s	29.05s
9 CUTTING ROSES	5	8.3m	12.4m (0)	13.0m (0)	2:43.63	28.84s	28.46s
4 JACK MANNIX	6	16.8m	16.6m (0)	18.0m (0)	2:44.27	28.90s	28.71s
7 SYNCOPATION	7	17.8m	7.0m (1)	8.4m (1)	2:44.35	28.90s	29.47s
11 ADORE ME SOME M	8	23.1m	19.0m (1)	16.0m (2)	2:44.75	28.59s	29.31s
10 RADIANT BAY	9	28.7m	15.0m (1)	10.2m (2)	2:45.17	28.46s	30.12s
2 SHELLWOOD CHIEF	10	30.0m	11.0m (1)	13.0m (1)	2:45.27	28.94s	30.02s
6 MANGO TANGO	11	37.6m	20.6m (0)	25.2m (0)	2:45.84	29.13s	29.69s

Finish Position and metres gained from 800m





## PJ Harness Analyser

Sectional Analysis Software - Not just a formguide!

[www.facebook.com/PJHarnessRacing](http://www.facebook.com/PJHarnessRacing)



RISE Digital, Harness Racing Australia nor the provider accepts any responsibility for the completeness or accuracy of any of the information contained herein, and makes no representations about its suitability for any particular purpose. Users should make their own judgements about those matters and/or seek independent advice. You assume all risks associated with use of data provided on this page

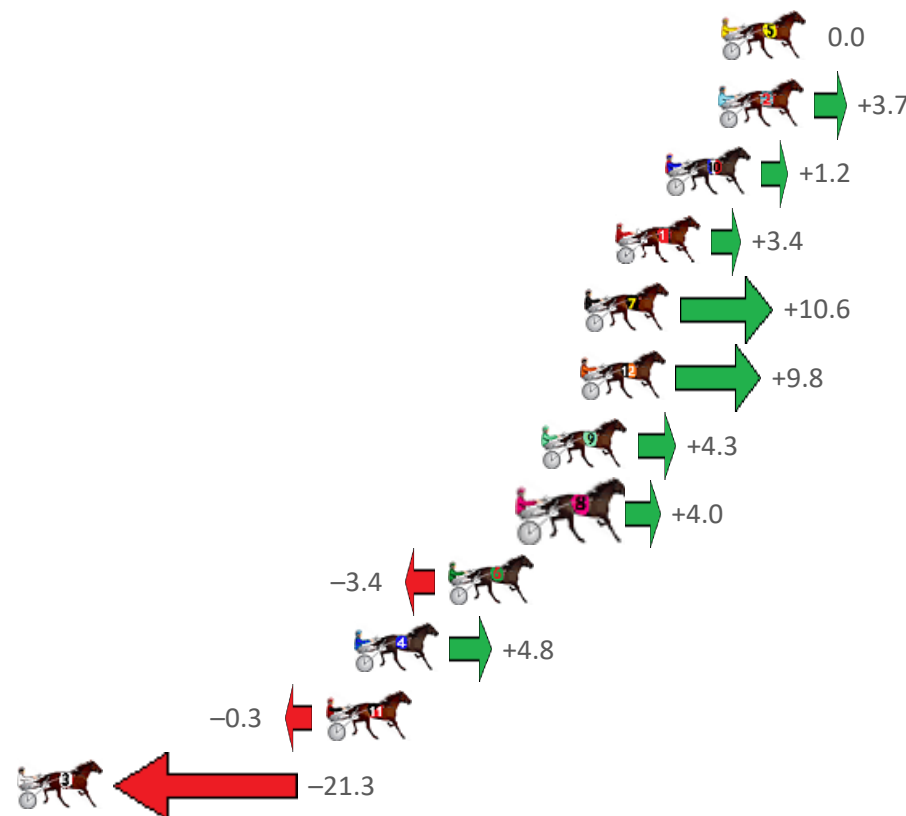
# Pinjarra Race 6 Distance 1684m

Monday, 16 October 2023

Gross Time: 2:00.60 MileRate: 1:55.20 LeadTime: 5.20s First Qtr: 28.70s Second Qtr: 30.30s Third Qtr: 28.20s Fourth Qtr: 28.20s

NoHorse	Plc	Mar	800 Posi	400 Posi	Time	3rd Qtr	4th Qtr
5 BRAMANTE STEPS	1	0.0m	0.0m (0)	0.0m (0)	2:00.60	28.20s	28.20s
2 SWEET IVY	2	0.1m	3.8m (0)	4.0m (0)	2:00.61	28.21s	27.93s
10 SHES LUSH	3	2.2m	3.4m (1)	2.6m (1)	2:00.76	28.14s	28.17s
1 ASHANTI PRINCESS	4	4.2m	7.6m (0)	8.4m (0)	2:00.91	28.26s	27.91s
7 GOODEALEHMADDIE	5	5.4m	16.0m (2)	9.0m (2)	2:01.00	27.71s	27.95s
12 DOVE CRY	6	5.6m	15.4m (0)	16.8m (0)	2:01.01	28.30s	27.41s
9 OUR LILLOU	7	7.1m	11.4m (1)	11.6m (1)	2:01.13	28.21s	27.88s
8 MORISSETTE	8	7.6m	11.6m (0)	12.8m (0)	2:01.16	28.28s	27.84s
6 QUEENINTHECORNE	9	10.8m	7.4m (1)	7.6m (1)	2:01.40	28.21s	28.42s
4 JADES FORTUNE	10	14.6m	19.4m (0)	16.8m (1)	2:01.68	28.02s	28.05s
11 ICY WINDS	11	15.7m	15.4m (1)	13.2m (2)	2:01.76	28.05s	28.38s
3 YANKEEDELIGHT	12	42.7m	21.4m (1)	20.4m (2)	2:03.76	28.13s	29.76s

## Finish Position and metres gained from 800m



## PJ Harness Analyser

Sectional Analysis Software - Not just a formguide!

www.facebook.com/PJHarnessRacing

RISE Digital, Harness Racing Australia nor the provider accepts any responsibility for the completeness or accuracy of any of the information contained herein, and makes no representations about its suitability for any particular purpose. Users should make their own judgements about those matters and/or seek independent advice. You assume all risks associated with use of data provided on this page

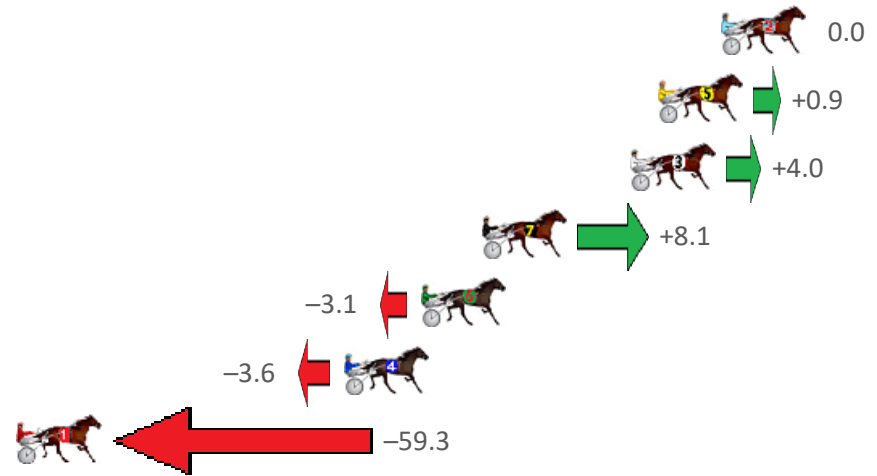
# Pinjarra Race 7 Distance 2185m

Monday, 16 October 2023

Gross Time: 2:39.10 MileRate: 1:57.20 LeadTime: 42.30s First Qtr: 30.90s Second Qtr: 29.80s Third Qtr: 28.70s Fourth Qtr: 27.40s

NoHorse	Plc	Mar	800 Posi	400 Posi	Time	3rd Qtr	4th Qtr
2 MAJOR EXPRESS	1	0.0m	0.0m (0)	0.0m (0)	2:39.10	28.70s	27.40s
5 BEEN SCOOTIN	2	2.5m	3.4m (1)	3.0m (1)	2:39.28	28.67s	27.37s
3 SKYLORD	3	3.6m	7.6m (1)	7.2m (1)	2:39.36	28.67s	27.15s
7 INFINITE SIGN	4	9.5m	17.6m (1)	17.4m (1)	2:39.79	28.67s	26.86s
6 TORPEDO ROCK	5	11.9m	8.8m (0)	10.0m (0)	2:39.96	28.79s	27.53s
4 BAYARDO	6	15.0m	11.4m (1)	12.0m (1)	2:40.18	28.75s	27.60s
1 RICHIE REACTOR	7	64.1m	4.8m (0)	5.8m (0)	2:43.72	28.86s	31.37s

Finish Position and metres gained from 800m





## PJ Harness Analyser

Sectional Analysis Software - Not just a formguide!

www.facebook.com/PJHarnessRacing



RISE Digital, Harness Racing Australia nor the provider accepts any responsibility for the completeness or accuracy of any of the information contained herein, and makes no representations about its suitability for any particular purpose. Users should make their own judgements about those matters and/or seek independent advice. You assume all risks associated with use of data provided on this page

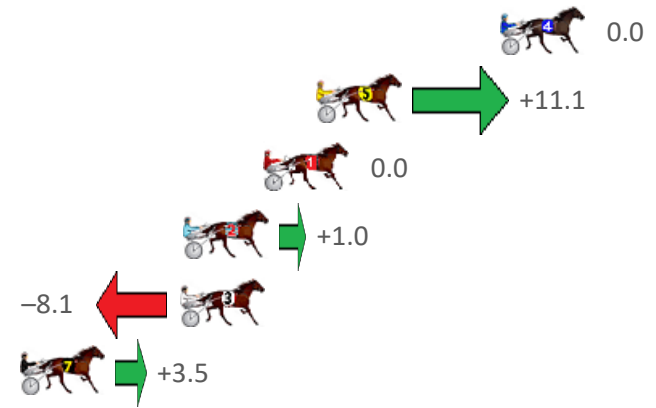
# Pinjarra Race 8 Distance 2631m

Monday, 16 October 2023

Gross Time: 3:15.70 MileRate: 1:59.70 LeadTime: 80.20s First Qtr: 30.00s Second Qtr: 29.30s Third Qtr: 27.80s Fourth Qtr: 28.40s

NoHorse	Plc	Mar	800 Posi	400 Posi	Time	3rd Qtr	4th Qtr
4 LUCCA	1	0.0m	0.0m (0)	0.0m (0)	3:15.70	27.80s	28.40s
5 NAVY STREET	2	7.3m	18.4m (0)	10.6m (0)	3:16.24	27.26s	28.17s
1 GENERAL JOLT	3	9.4m	9.4m (0)	3.4m (1)	3:16.40	27.38s	28.82s
2 CAPTAINS BEACHBA	4	12.6m	13.6m (0)	8.6m (1)	3:16.64	27.45s	28.68s
3 HES ROYAL BLUE	5	12.7m	4.6m (0)	6.0m (0)	3:16.65	27.89s	28.87s
7 WITHOUTHETUH	6	19.1m	22.6m (0)	15.0m (1)	3:17.12	27.27s	28.69s

Finish Position and metres gained from 800m





## PJ Harness Analyser

Sectional Analysis Software - Not just a formguide!

[www.facebook.com/PJHarnessRacing](http://www.facebook.com/PJHarnessRacing)



RISE Digital, Harness Racing Australia nor the provider accepts any responsibility for the completeness or accuracy of any of the information contained herein, and makes no representations about its suitability for any particular purpose. Users should make their own judgements about those matters and/or seek independent advice. You assume all risks associated with use of data provided on this page



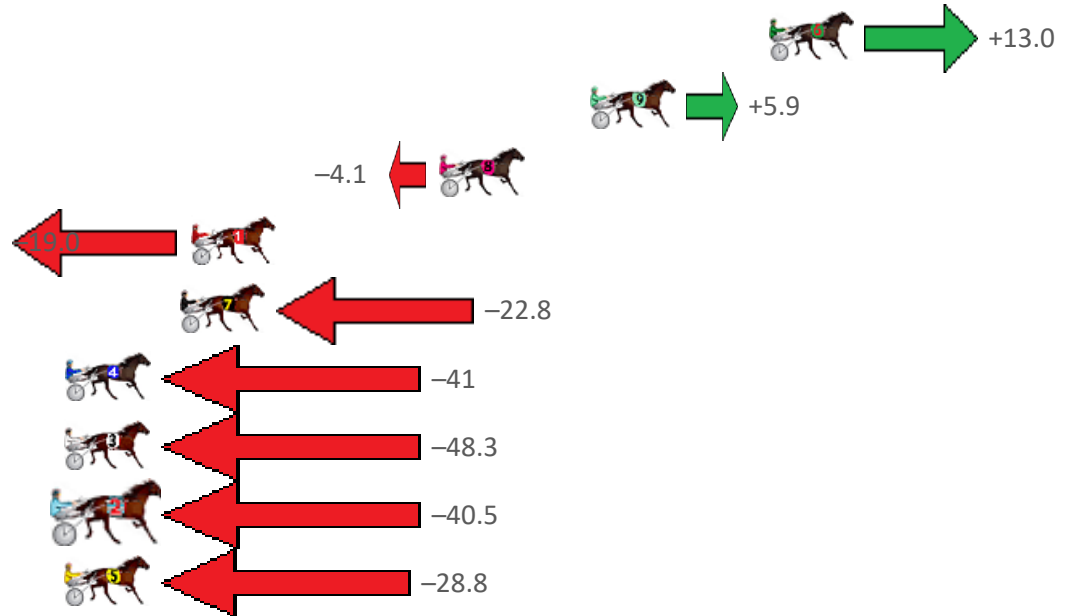
# Pinjarra Race 9 Distance 1684m

Monday, 16 October 2023

Gross Time: 2:01.00 MileRate: 1:55.60 LeadTime: 5.10s First Qtr: 28.00s Second Qtr: 28.30s Third Qtr: 29.50s Fourth Qtr: 30.10s

NoHorse	Plc	Mar	800 Posi	400 Posi	Time	3rd Qtr	4th Qtr
6 DREAM CONTROL	1	0.0m	13.0m (2)	8.6m (2)	2:01.00	29.18s	29.46s
9 NANCY KAY	2	7.1m	13.0m (0)	12.0m (0)	2:01.56	29.43s	29.73s
8 EXTINCTION	3	13.1m	9.0m (0)	8.0m (0)	2:02.03	29.42s	30.48s
1 EILEENMAY	4	23.0m	4.0m (0)	4.0m (0)	2:02.81	29.49s	31.52s
7 HAVING FUN	5	23.4m	0.6m (2)	0.0m (1)	2:02.84	29.44s	31.85s
4 DAWSON SHARD	6	44.0m	3.2m (1)	4.8m (1)	2:04.47	29.59s	33.03s
3 HEZ SAM	7	48.3m	0.0m (0)	0.0m (0)	2:04.81	29.46s	33.71s
2 DEVILS COURAGE	8	54.7m	14.2m (1)	18.0m (1)	2:05.31	29.75s	32.85s
5 EL AY EAGLE	9	58.8m	30.0m (0)	36.0m (0)	2:05.64	29.93s	31.81s

Finish Position and metres gained from 800m





## PJ Harness Analyser

Sectional Analysis Software - Not just a formguide!

[www.facebook.com/PJHarnessRacing](http://www.facebook.com/PJHarnessRacing)



RISE Digital, Harness Racing Australia nor the provider accepts any responsibility for the completeness or accuracy of any of the information contained herein, and makes no representations about its suitability for any particular purpose. Users should make their own judgements about those matters and/or seek independent advice. You assume all risks associated with use of data provided on this page