


Pinjarra Race 1 Distance 2185m

Monday, 23 October 2023

Gross Time: 2:43.10 MileRate: 2:00.10 LeadTime: 42.90s First Qtr: 31.30s Second Qtr: 29.30s Third Qtr: 29.90s Fourth Qtr: 29.70s

NoHorse	Plc	Mar	800 Posi	400 Posi	Time	3rd Qtr	4th Qtr
2 MARENGO BAY	1	0.0m	0.0m (0)	0.0m (0)	2:43.10	29.90s	29.70s
7 STAY FOCUSED	2	37.8m	18.8m (1)	24.6m (2)	2:46.04	30.33s	30.67s
3 TENNERSON	3	40.4m	12.8m (0)	24.2m (0)	2:46.24	30.75s	30.90s
6 KYVALLEY CLICHY	4	49.6m	24.0m (1)	29.2m (2)	2:46.96	30.29s	31.21s
8 ELISH STAR	5	50.0m	8.6m (1)	19.6m (1)	2:46.99	30.72s	31.94s
1 MRIYA DREAM	6	53.9m	17.6m (0)	28.0m (0)	2:47.30	30.68s	31.61s
5 WAR SPIRIT	7	61.7m	8.6m (0)	20.2m (0)	2:47.90	30.77s	32.76s
9 ONE BID BUYS	8	62.1m	14.0m (1)	24.6m (1)	2:47.93	30.69s	32.47s
4 ONE OVER DA SON	9	72.4m	21.6m (0)	40.0m (0)	2:48.74	31.27s	32.09s

Finish Position and metres gained from 800m





PJ Harness Analyser

Sectional Analysis Software - Not just a formguide!

www.facebook.com/PJHarnessRacing



RISE Digital, Harness Racing Australia nor the provider accepts any responsibility for the completeness or accuracy of any of the information contained herein, and makes no representations about its suitability for any particular purpose. Users should make their own judgements about those matters and/or seek independent advice. You assume all risks associated with use of data provided on this page

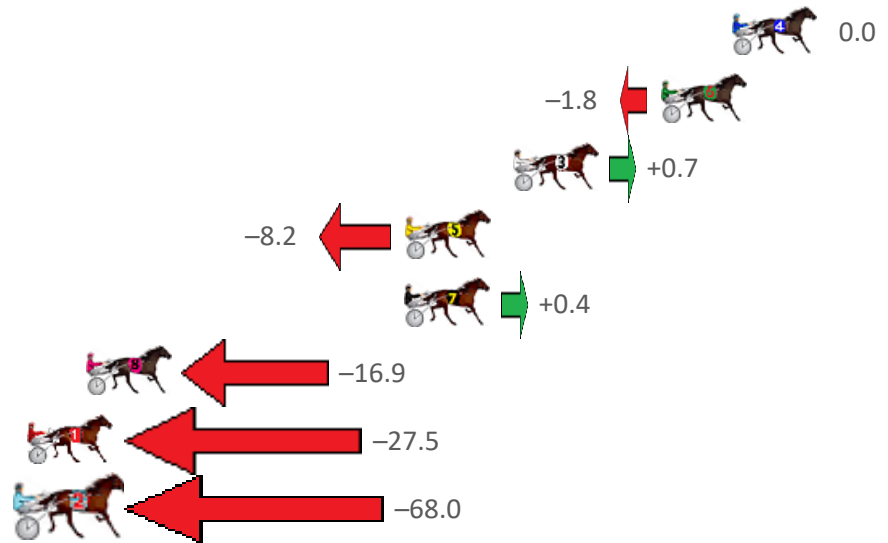
Pinjarra Race 2 Distance 1684m

Monday, 23 October 2023

Gross Time: 2:02.10 MileRate: 1:56.70 LeadTime: 6.00s First Qtr: 29.40s Second Qtr: 30.60s Third Qtr: 28.50s Fourth Qtr: 27.60s

NoHorse	Plc	Mar	800 Posi	400 Posi	Time	3rd Qtr	4th Qtr
4 INFINITE MERIT	1	0.0m	0.0m (0)	0.0m (0)	2:02.10	28.50s	27.60s
6 TAXI IT IS	2	2.8m	1.0m (1)	1.2m (1)	2:02.30	28.52s	27.71s
3 SUN PUBLISHER	3	8.7m	9.4m (0)	13.2m (0)	2:02.73	28.76s	27.29s
5 PHILTHEJUG	4	13.0m	4.8m (1)	5.8m (1)	2:03.04	28.58s	28.09s
7 SEASIDE GEM	5	13.0m	13.4m (1)	14.0m (2)	2:03.04	28.54s	27.53s
8 OURFIRSTIMPRESSIO	6	25.7m	8.8m (1)	10.4m (1)	2:03.97	28.63s	28.65s
1 JOHNS CHOICE	7	41.1m	13.6m (0)	17.4m (0)	2:05.08	28.79s	29.23s
2 ELEGANT BEACH	8	72.0m	4.0m (0)	9.4m (0)	2:07.33	28.95s	31.90s

Finish Position and metres gained from 800m





PJ Harness Analyser

Sectional Analysis Software - Not just a formguide!

www.facebook.com/PJHarnessRacing



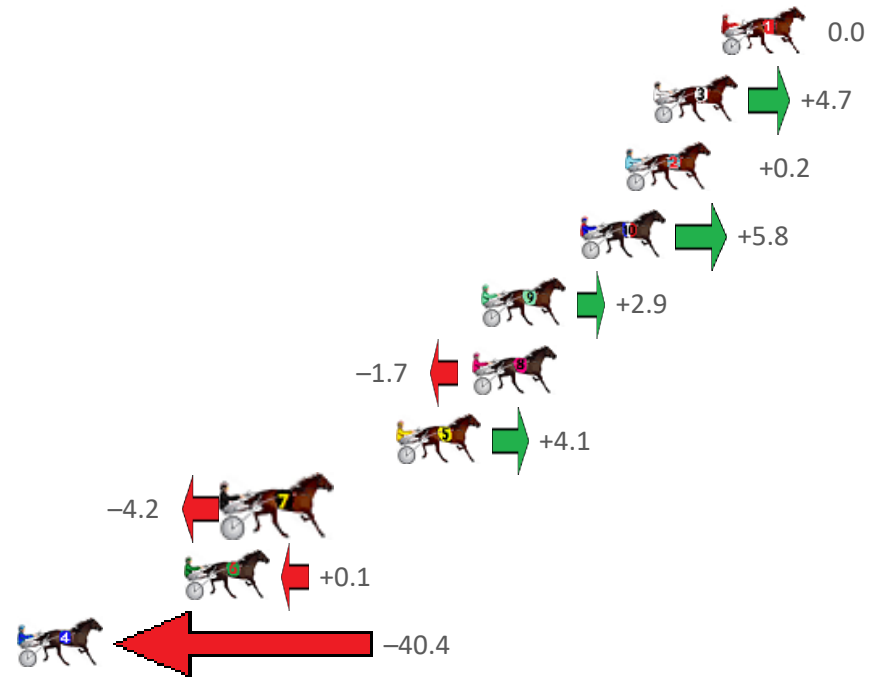
Pinjarra Race 3 Distance 2185m

Monday, 23 October 2023

Gross Time: 2:40.90 MileRate: 1:58.50 LeadTime: 41.90s First Qtr: 31.70s Second Qtr: 28.90s Third Qtr: 30.00s Fourth Qtr: 28.40s

NoHorse	Plc	Mar	800 Posi	400 Posi	Time	3rd Qtr	4th Qtr
1 FIREFLY	1	0.0m	0.0m (0)	0.0m (0)	2:40.90	30.00s	28.40s
3 UNLUCKY	2	2.7m	7.4m (1)	6.4m (2)	2:41.10	29.92s	28.14s
2 MAJOR OVERS	3	3.8m	4.0m (0)	4.8m (0)	2:41.18	30.06s	28.33s
10 BARBADOS	4	5.6m	11.4m (1)	7.2m (3)	2:41.32	29.69s	28.29s
9 FLYIN DISCO	5	9.5m	12.4m (0)	13.0m (0)	2:41.61	30.04s	28.15s
8 ALLAGLOW	6	9.9m	8.2m (0)	7.8m (1)	2:41.64	29.98s	28.55s
5 IMPERIUM	7	12.9m	17.0m (0)	11.4m (2)	2:41.86	29.60s	28.51s
7 COLORADO BANNER	8	19.4m	15.2m (1)	9.8m (4)	2:42.35	29.63s	29.08s
6 ERA	9	21.3m	21.4m (0)	18.2m (1)	2:42.49	29.77s	28.62s
4 STAPLETON	10	43.6m	3.2m (1)	3.0m (1)	2:44.15	30.07s	31.27s

Finish Position and metres gained from 800m





PJ Harness Analyser

Sectional Analysis Software - Not just a formguide!

www.facebook.com/PJHarnessRacing



RISE Digital, Harness Racing Australia nor the provider accepts any responsibility for the completeness or accuracy of any of the information contained herein, and makes no representations about its suitability for any particular purpose. Users should make their own judgements about those matters and/or seek independent advice. You assume all risks associated with use of data provided on this page


Pinjarra Race 4 Distance 1684m

Monday, 23 October 2023

Gross Time: 2:06.20 MileRate: 2:00.60 LeadTime: 6.70s First Qtr: 29.90s Second Qtr: 31.00s Third Qtr: 30.50s Fourth Qtr: 28.10s

NoHorse	Plc	Mar	800 Posi	400 Posi	Time	3rd Qtr	4th Qtr
8 MY CAPTAIN MY CAP	1	0.0m	12.4m (2)	0.4m (1)	2:06.20	29.62s	28.07s
2 DISPATCHER	2	10.8m	0.0m (0)	0.0m (0)	2:07.00	30.53s	28.85s
4 TIMES TICKIN	3	13.7m	6.2m (1)	9.0m (1)	2:07.21	30.72s	28.43s
1 DEBRENIKA	4	14.6m	4.0m (0)	4.0m (0)	2:07.28	30.53s	28.84s
7 ALLY ROCKS	5	26.8m	16.6m (2)	5.0m (2)	2:08.18	29.72s	29.62s
10 JUST CRUIZIN	6	28.7m	12.4m (0)	13.6m (0)	2:08.32	30.63s	29.15s
6 MIDWIFE CALLING	7	37.4m	16.6m (0)	18.6m (0)	2:08.96	30.70s	29.41s
9 DELIGHTABLE	8	38.6m	2.2m (1)	5.0m (1)	2:09.05	30.80s	30.45s
3 ELLA RAIN	9	38.9m	8.4m (0)	9.6m (0)	2:09.07	30.67s	30.15s
5 SWEET ROSEY	10	39.2m	10.0m (1)	13.2m (1)	2:09.10	30.81s	29.92s

Finish Position and metres gained from 800m





PJ Harness Analyser

Sectional Analysis Software - Not just a formguide!

www.facebook.com/PJHarnessRacing



RISE Digital, Harness Racing Australia nor the provider accepts any responsibility for the completeness or accuracy of any of the information contained herein, and makes no representations about its suitability for any particular purpose. Users should make their own judgements about those matters and/or seek independent advice. You assume all risks associated with use of data provided on this page


Pinjarra Race 5 Distance 2185m

Monday, 23 October 2023

Gross Time: 2:41.30 MileRate: 1:58.80 LeadTime: 42.40s First Qtr: 31.30s Second Qtr: 29.00s Third Qtr: 30.00s Fourth Qtr: 28.60s

NoHorse	Plc	Mar	800 Posi	400 Posi	Time	3rd Qtr	4th Qtr
4 HILARIOUS REIGN	1	0.0m	0.0m (0)	0.0m (0)	2:41.30	30.00s	28.60s
6 THE BEAUDSTER	2	3.8m	16.2m (1)	15.8m (1)	2:41.59	29.95s	27.75s
8 LORD PUBLISHER	3	5.4m	3.8m (1)	3.0m (1)	2:41.71	29.95s	28.77s
5 SUNPATRA	4	5.4m	8.0m (1)	7.2m (1)	2:41.71	29.94s	28.47s
7 TROUBLE SUPREME	5	36.5m	12.0m (1)	11.4m (1)	2:44.04	30.00s	30.38s
3 HEZ SAM	6	38.0m	4.0m (0)	4.0m (0)	2:44.15	30.06s	31.02s
2 DEVILS COURAGE	7	100.9m	12.2m (0)	28.0m (0)	2:48.88	31.28s	33.78s

Finish Position and metres gained from 800m





PJ Harness Analyser

Sectional Analysis Software - Not just a formguide!

www.facebook.com/PJHarnessRacing



RISE Digital, Harness Racing Australia nor the provider accepts any responsibility for the completeness or accuracy of any of the information contained herein, and makes no representations about its suitability for any particular purpose. Users should make their own judgements about those matters and/or seek independent advice. You assume all risks associated with use of data provided on this page

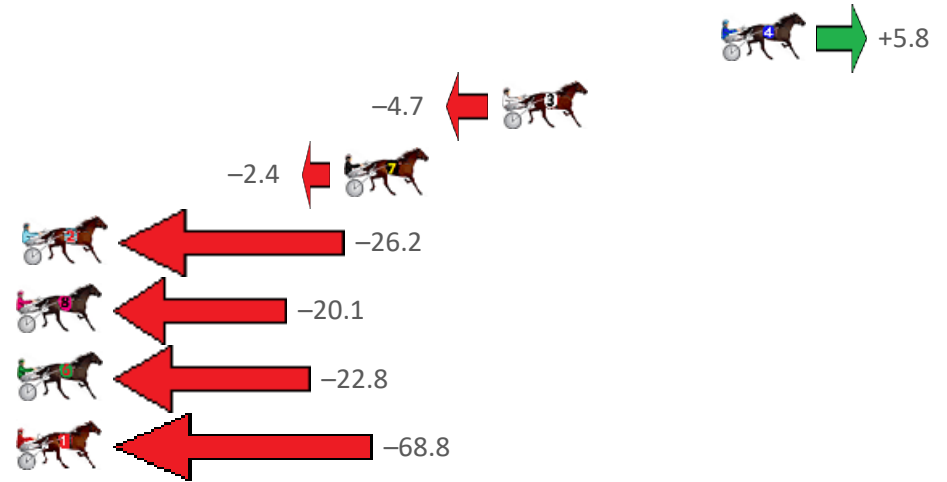
Pinjarra Race 6 Distance 2185m

Monday, 23 October 2023

Gross Time: 2:40.10 MileRate: 1:57.90 LeadTime: 41.10s First Qtr: 31.80s Second Qtr: 30.80s Third Qtr: 28.70s Fourth Qtr: 27.70s

NoHorse	Plc	Mar	800 Posi	400 Posi	Time	3rd Qtr	4th Qtr
4 SKYLOU	1	0.0m	5.8m (1)	0.0m (1)	2:40.10	28.29s	27.70s
3 HOTLY PURSUED	2	8.7m	4.0m (0)	12.2m (2)	2:40.73	29.27s	27.46s
7 BETTOR MOVE ALON	3	15.0m	12.6m (0)	16.0m (1)	2:41.19	28.94s	27.63s
2 LINEBACKER	4	27.8m	1.6m (1)	4.2m (0)	2:42.13	28.91s	29.33s
8 BLAZE ON	5	30.3m	10.2m (1)	7.8m (2)	2:42.31	28.56s	29.25s
6 DOVE CRY	6	30.8m	8.0m (0)	4.6m (1)	2:42.34	28.49s	29.50s
1 FRANCO MECCA	7	68.8m	0.0m (0)	12.0m (0)	2:45.11	29.61s	31.61s

Finish Position and metres gained from 800m





PJ Harness Analyser

Sectional Analysis Software - Not just a formguide!

www.facebook.com/PJHarnessRacing



RISE Digital, Harness Racing Australia nor the provider accepts any responsibility for the completeness or accuracy of any of the information contained herein, and makes no representations about its suitability for any particular purpose. Users should make their own judgements about those matters and/or seek independent advice. You assume all risks associated with use of data provided on this page


Pinjarra Race 7 Distance 2692m

Monday, 23 October 2023

Gross Time: 3:18.40 MileRate: 1:58.60 LeadTime: 83.20s First Qtr: 29.60s Second Qtr: 28.60s Third Qtr: 29.20s Fourth Qtr: 27.80s

NoHorse	Plc	Mar	800 Posi	400 Posi	Time	3rd Qtr	4th Qtr
4 MAJOR EXPRESS	1	0.0m	5.6m (1)	4.4m (1)	3:18.40	29.11s	27.50s
1 BEEN SCOOTIN	2	0.4m	0.0m (0)	0.0m (0)	3:18.43	29.20s	27.83s
2 STAR LAVRA	3	0.8m	4.4m (0)	5.2m (0)	3:18.46	29.25s	27.50s
3 MACHS BETTOR	4	4.3m	8.4m (0)	8.4m (1)	3:18.71	29.19s	27.52s
6 INFINITE SIGN	5	19.1m	1.4m (1)	0.2m (1)	3:19.80	29.15s	29.11s
7 MISTER VERSACE	6	30.1m	12.4m (0)	10.0m (0)	3:20.60	29.06s	29.19s
5 TARTAN ROBYN	7	50.0m	16.6m (0)	17.4m (0)	3:22.06	29.31s	30.05s

Finish Position and metres gained from 800m





PJ Harness Analyser

Sectional Analysis Software - Not just a formguide!

www.facebook.com/PJHarnessRacing



RISE Digital, Harness Racing Australia nor the provider accepts any responsibility for the completeness or accuracy of any of the information contained herein, and makes no representations about its suitability for any particular purpose. Users should make their own judgements about those matters and/or seek independent advice. You assume all risks associated with use of data provided on this page

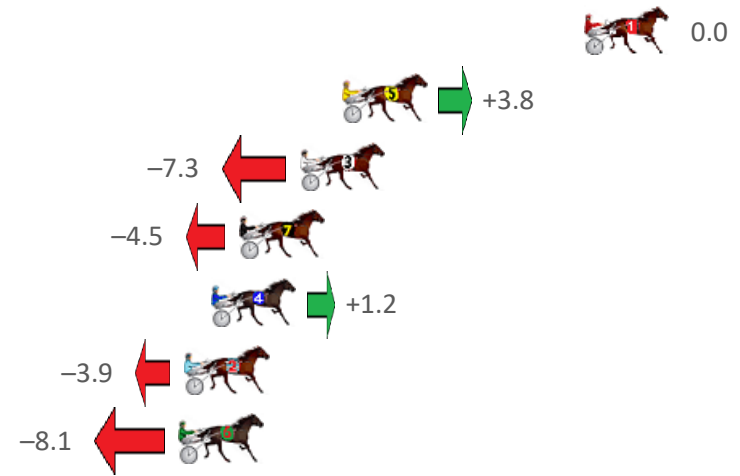
Pinjarra Race 8 Distance 2116m

Monday, 23 October 2023

Gross Time: 2:40.60 MileRate: 2:02.20 LeadTime: 42.00s First Qtr: 33.00s Second Qtr: 29.80s Third Qtr: 28.30s Fourth Qtr: 27.50s

NoHorse	Plc	Mar	800 Posi	400 Posi	Time	3rd Qtr	4th Qtr
1 BELLISSIMO ACQUIS	1	0.0m	0.0m (0)	0.0m (0)	2:40.60	28.30s	27.50s
5 COWBOYS N BANDIT	2	9.6m	13.4m (1)	10.8m (1)	2:41.29	28.12s	27.42s
3 BONSTAR	3	11.3m	4.0m (0)	5.2m (0)	2:41.42	28.39s	27.92s
7 WITHOUTHETUH	4	13.7m	9.2m (1)	6.8m (1)	2:41.59	28.14s	27.97s
4 EXTRAORDINARY MA	5	14.8m	16.0m (0)	15.2m (1)	2:41.67	28.24s	27.47s
2 THE WILDCARD	6	15.9m	12.0m (0)	13.4m (0)	2:41.75	28.40s	27.67s
6 MY LITTLE BIG MAN	7	16.1m	8.0m (0)	9.2m (0)	2:41.77	28.39s	27.97s

Finish Position and metres gained from 800m





PJ Harness Analyser

Sectional Analysis Software - Not just a formguide!

www.facebook.com/PJHarnessRacing



RISE Digital, Harness Racing Australia nor the provider accepts any responsibility for the completeness or accuracy of any of the information contained herein, and makes no representations about its suitability for any particular purpose. Users should make their own judgements about those matters and/or seek independent advice. You assume all risks associated with use of data provided on this page

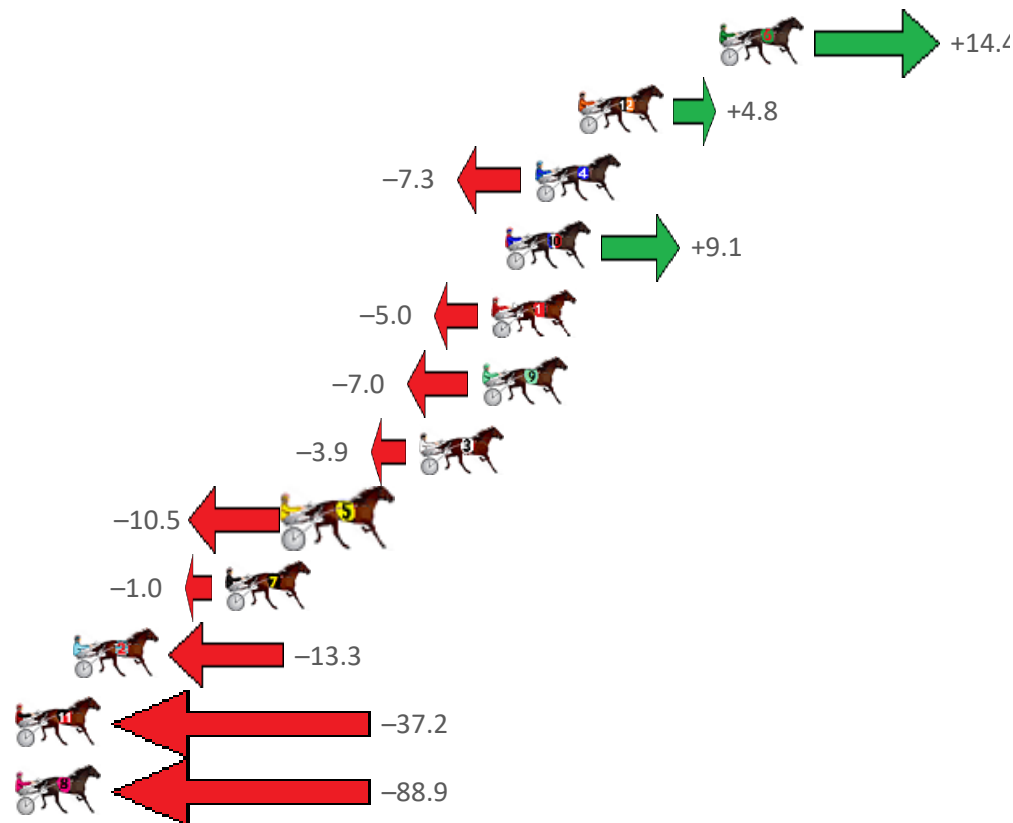
Pinjarra Race 9 Distance 2185m

Monday, 23 October 2023

Gross Time: 2:42.70 MileRate: 1:59.80 LeadTime: 41.90s First Qtr: 32.70s Second Qtr: 29.90s Third Qtr: 29.20s Fourth Qtr: 29.00s

NoHorse	Plc	Mar	800 Posi	400 Posi	Time	3rd Qtr	4th Qtr
6 TOO BEE WATCHING	1	0.0m	14.4m (1)	12.8m (2)	2:42.70	29.08s	28.08s
12 ASHANTI PRINCESS	2	5.6m	10.4m (1)	8.8m (2)	2:43.13	29.08s	28.77s
4 NANCY KAY	3	7.3m	0.0m (0)	0.0m (0)	2:43.26	29.20s	29.53s
10 ALFA PRINCESS	4	8.5m	17.6m (0)	16.8m (0)	2:43.35	29.14s	28.40s
1 RADIANT BAY	5	9.0m	4.0m (0)	4.0m (0)	2:43.38	29.20s	29.36s
9 RECOVER LOVER	6	9.4m	2.4m (1)	0.0m (1)	2:43.42	29.03s	29.68s
3 UNEARTHED	7	11.9m	8.0m (0)	8.0m (0)	2:43.61	29.20s	29.28s
5 ATLANTAS	8	16.9m	6.4m (1)	5.6m (1)	2:43.99	29.14s	29.81s
7 MORISSETTE	9	19.6m	18.6m (1)	17.2m (1)	2:44.19	29.10s	29.17s
2 ZIGGEY	10	25.7m	12.4m (0)	12.4m (0)	2:44.66	29.20s	29.96s
11 YANKEEDELIGHT	11	77.2m	40.0m (0)	50.0m (0)	2:48.57	29.93s	30.96s
8 BONNIE PAULINE	12	268.9m	180.0m (0)	220.0m (0)	3:03.16	32.11s	32.53s

Finish Position and metres gained from 800m



PJ Harness Analyser

Sectional Analysis Software - Not just a formguide!

www.facebook.com/PJHarnessRacing



RISE Digital, Harness Racing Australia nor the provider accepts any responsibility for the completeness or accuracy of any of the information contained herein, and makes no representations about its suitability for any particular purpose. Users should make their own judgements about those matters and/or seek independent advice. You assume all risks associated with use of data provided on this page