

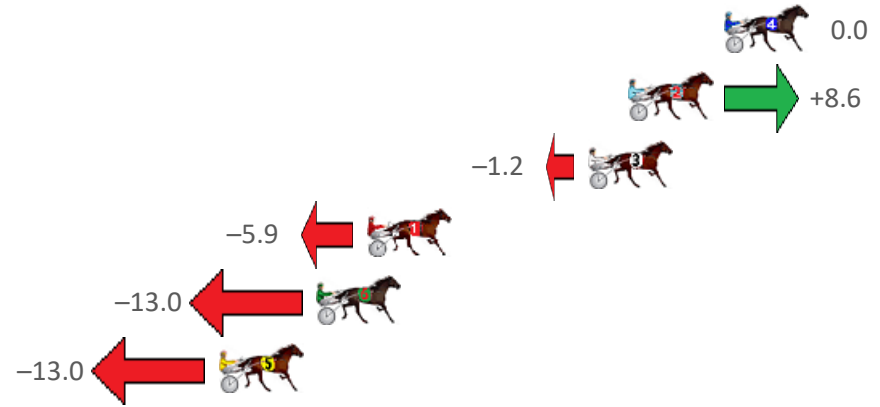
Bunbury Race 1 Distance 2100m

Wednesday, 15 November 2023

Gross Time: 2:38.70 MileRate: 2:01.60 LeadTime: 36.20s First Qtr: 32.50s Second Qtr: 30.50s Third Qtr: 30.80s Fourth Qtr: 28.70s

NoHorse	Plc	Mar	800 Posi	400 Posi	Time	3rd Qtr	4th Qtr
4 GET YA BETS ON	1	0.0m	0.0m (0)	0.0m (0)	2:38.70	30.80s	28.70s
2 YOUR GRACE	2	3.8m	12.4m (0)	12.4m (0)	2:38.99	30.78s	28.07s
3 INTERNAL AFFAIRS	3	5.4m	4.2m (0)	4.3m (0)	2:39.11	30.80s	28.79s
1 VEEFORVICTORY	4	14.2m	8.3m (0)	8.7m (0)	2:39.77	30.81s	29.13s
6 HUGHEY	5	16.2m	3.2m (1)	2.4m (1)	2:39.92	30.74s	29.74s
5 SWEET AS CAN BE	6	20.1m	7.1m (1)	6.8m (1)	2:40.21	30.76s	29.71s

Finish Position and metres gained from 800m





PJ Harness Analyser

Sectional Analysis Software - Not just a formguide!

www.facebook.com/PJHarnessRacing



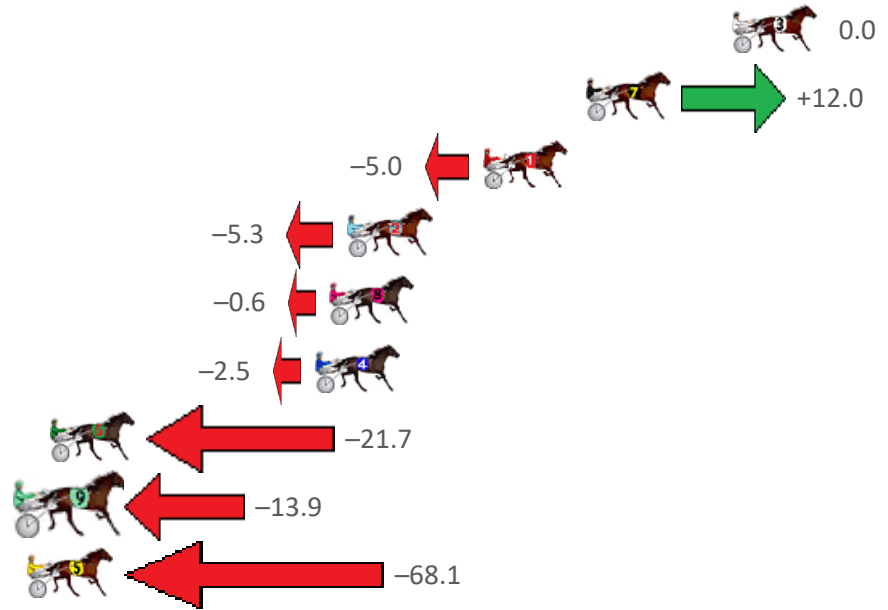
Bunbury Race 2 Distance 2100m

Wednesday, 15 November 2023

Gross Time: 2:36.00 MileRate: 1:59.50 LeadTime: 36.20s First Qtr: 32.30s Second Qtr: 29.70s Third Qtr: 28.20s Fourth Qtr: 29.60s

NoHorse	Plc	Mar	800 Posi	400 Posi	Time	3rd Qtr	4th Qtr
3 BLOCKJORG	1	0.0m	0.0m (0)	0.0m (0)	2:36.00	28.20s	29.60s
7 CAPTAINS BEACHBA	2	5.8m	17.8m (1)	17.3m (1)	2:36.45	28.19s	28.81s
1 THEYCALL ME STOO	3	9.9m	4.9m (0)	4.5m (0)	2:36.77	28.18s	30.05s
2 STAPLETON	4	15.3m	10.0m (1)	8.6m (1)	2:37.19	28.12s	30.17s
8 SON OF STARSKY	5	16.0m	15.4m (0)	23.4m (1)	2:37.24	28.80s	29.16s
4 PETER ROMEO	6	16.6m	14.1m (1)	13.7m (0)	2:37.29	28.19s	29.91s
6 BEYOND BLING	7	27.1m	5.4m (1)	4.2m (1)	2:38.10	28.12s	31.40s
9 SASSY ANNIE	8	34.7m	20.8m (0)	30.1m (0)	2:38.69	28.90s	30.13s
5 HI TOMMY	9	77.8m	9.7m (0)	19.2m (0)	2:42.04	28.90s	34.26s

Finish Position and metres gained from 800m





PJ Harness Analyser

Sectional Analysis Software - Not just a formguide!

www.facebook.com/PJHarnessRacing



RISE Digital, Harness Racing Australia nor the provider accepts any responsibility for the completeness or accuracy of any of the information contained herein, and makes no representations about its suitability for any particular purpose. Users should make their own judgements about those matters and/or seek independent advice. You assume all risks associated with use of data provided on this page


Bunbury Race 3 Distance 1609m

Wednesday, 15 November 2023

Gross Time: 1:54.40 MileRate: 1:54.40 LeadTime: 0.00s First Qtr: 29.40s Second Qtr: 29.50s Third Qtr: 27.80s Fourth Qtr: 27.70s

NoHorse	Plc	Mar	800 Posi	400 Posi	Time	3rd Qtr	4th Qtr
2 HEZ ALL THE RAGE	1	0.0m	0.0m (0)	0.0m (0)	1:54.40	27.80s	27.70s
1 HUMDINGER	2	16.0m	5.2m (0)	6.8m (0)	1:55.57	27.91s	28.40s
4 FRANCO MECCA	3	19.0m	2.6m (1)	6.7m (1)	1:55.78	28.08s	28.62s
6 BLAZE ON	4	21.3m	13.6m (1)	9.9m (2)	1:55.95	27.54s	28.57s
7 ROCKIN JETSTAR	5	24.4m	17.7m (1)	13.3m (3)	1:56.18	27.50s	28.56s
8 BATAVIA STORM	6	29.5m	9.8m (0)	13.9m (0)	1:56.55	28.08s	28.89s
9 RISKITFORDABISKIT	7	47.3m	14.8m (0)	20.3m (0)	1:57.85	28.18s	29.75s
5 PADDITUDE	8	58.5m	9.0m (1)	16.2m (1)	1:58.66	28.30s	30.84s
3 BRAVO CHRISTIANO	9	158.8m	92.3m (0)	105.5m (0)	2:05.97	28.70s	31.99s

Finish Position and metres gained from 800m





PJ Harness Analyser

Sectional Analysis Software - Not just a formguide!

www.facebook.com/PJHarnessRacing



RISE Digital, Harness Racing Australia nor the provider accepts any responsibility for the completeness or accuracy of any of the information contained herein, and makes no representations about its suitability for any particular purpose. Users should make their own judgements about those matters and/or seek independent advice. You assume all risks associated with use of data provided on this page

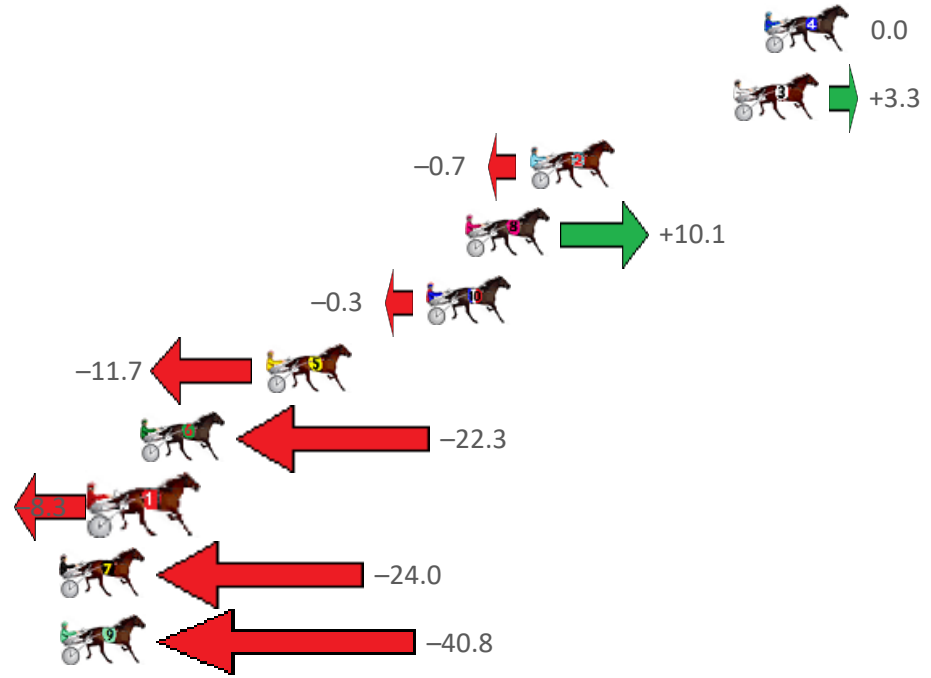
Bunbury Race 4 Distance 2100m

Wednesday, 15 November 2023

Gross Time: 2:35.80 MileRate: 1:59.40 LeadTime: 35.00s First Qtr: 32.50s Second Qtr: 30.20s Third Qtr: 28.90s Fourth Qtr: 29.20s

NoHorse	Plc	Mar	800 Posi	400 Posi	Time	3rd Qtr	4th Qtr
4 GULLY GUM	1	0.0m	0.0m (0)	0.0m (0)	2:35.80	28.90s	29.20s
3 ADORE ME SOME M	2	1.2m	4.5m (0)	4.2m (0)	2:35.89	28.88s	28.99s
2 TIMES TICKIN	3	9.3m	8.6m (0)	8.3m (0)	2:36.51	28.88s	29.31s
8 IMPERIUM	4	11.9m	22.0m (1)	13.6m (1)	2:36.71	28.30s	29.13s
10 HILARIOUS REIGN	5	13.4m	13.1m (1)	9.4m (1)	2:36.83	28.64s	29.55s
5 DUNAMIS	6	19.8m	8.1m (1)	5.0m (2)	2:37.32	28.68s	30.36s
6 TRUNKEY CARRAWA	7	24.8m	2.5m (1)	4.2m (1)	2:37.70	29.02s	30.80s
1 TORREVEAN PINKY	8	26.4m	18.1m (0)	21.6m (1)	2:37.82	29.16s	29.66s
7 HEART OF SAHARA	9	42.1m	18.1m (1)	13.9m (2)	2:39.02	28.60s	31.42s
9 OCTAVIA	10	53.9m	13.1m (0)	21.1m (0)	2:39.93	29.48s	31.81s

Finish Position and metres gained from 800m





PJ Harness Analyser

Sectional Analysis Software - Not just a formguide!

www.facebook.com/PJHarnessRacing



RISE Digital, Harness Racing Australia nor the provider accepts any responsibility for the completeness or accuracy of any of the information contained herein, and makes no representations about its suitability for any particular purpose. Users should make their own judgements about those matters and/or seek independent advice. You assume all risks associated with use of data provided on this page

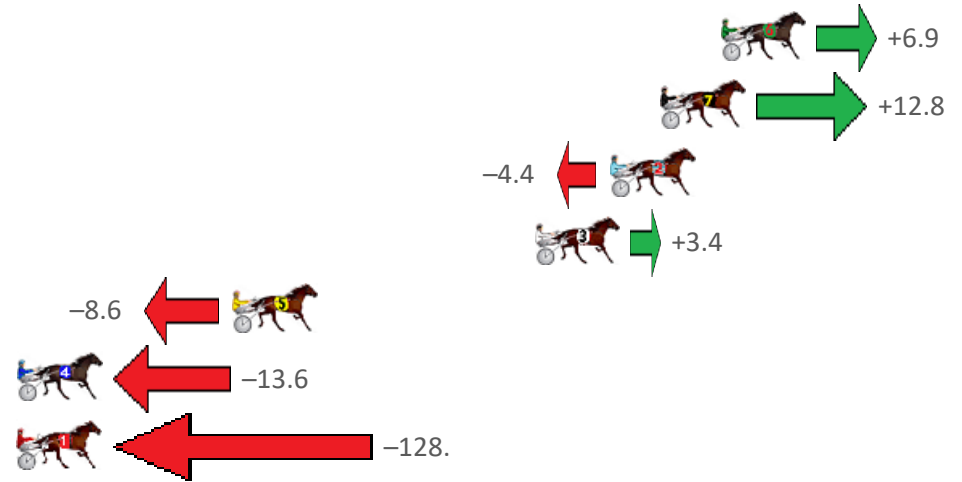
Bunbury Race 5 Distance 2569m

Wednesday, 15 November 2023

Gross Time: 3:10.90 MileRate: 1:59.60 LeadTime: 72.30s First Qtr: 31.50s Second Qtr: 29.10s Third Qtr: 29.30s Fourth Qtr: 28.70s

NoHorse	Plc	Mar	800 Posi	400 Posi	Time	3rd Qtr	4th Qtr
6 SOHO FIRESTONE	1	0.0m	6.9m (1)	4.4m (0)	3:10.90	29.12s	28.38s
7 ROCK ARTIST	2	2.4m	15.2m (1)	4.7m (1)	3:11.08	28.54s	28.54s
2 LOMBO MITCHINSO	3	4.4m	0.0m (0)	0.0m (0)	3:11.23	29.30s	29.03s
3 TORPEDO ROCK	4	7.4m	10.8m (1)	0.6m (1)	3:11.46	28.56s	29.22s
5 HAYWIRE	5	19.4m	10.8m (0)	13.6m (0)	3:12.36	29.50s	29.18s
4 PUNTERS DREAM	6	28.8m	15.2m (0)	14.2m (1)	3:13.07	29.22s	29.85s
1 LILLY LAGUNA	7	135.2m	6.6m (0)	17.2m (0)	3:21.09	30.06s	37.65s

Finish Position and metres gained from 800m





PJ Harness Analyser

Sectional Analysis Software - Not just a formguide!

www.facebook.com/PJHarnessRacing



RISE Digital, Harness Racing Australia nor the provider accepts any responsibility for the completeness or accuracy of any of the information contained herein, and makes no representations about its suitability for any particular purpose. Users should make their own judgements about those matters and/or seek independent advice. You assume all risks associated with use of data provided on this page

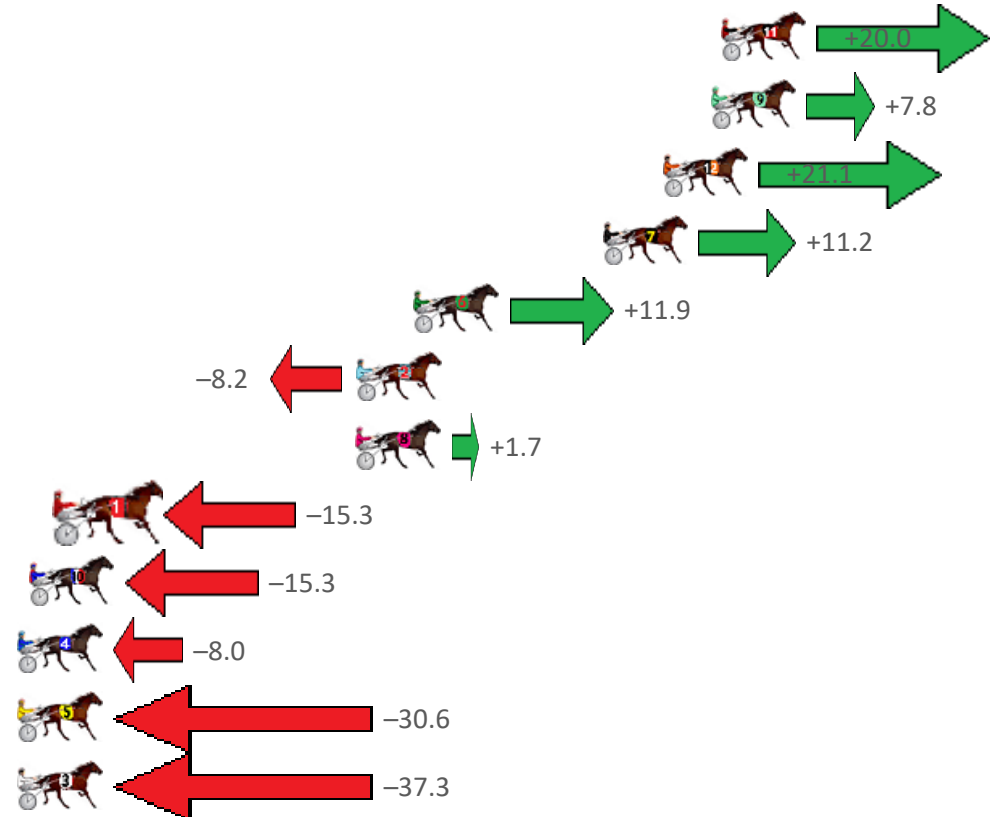
Bunbury Race 6 Distance 2100m

Wednesday, 15 November 2023

Gross Time: 2:35.20 MileRate: 1:58.90 LeadTime: 34.90s First Qtr: 30.00s Second Qtr: 29.60s Third Qtr: 29.40s Fourth Qtr: 31.30s

NoHorse	Plc	Mar	800 Posi	400 Posi	Time	3rd Qtr	4th Qtr
11 CHRYSOPRASE	1	0.0m	20.0m (1)	13.3m (2)	2:35.20	28.94s	30.30s
9 ARTISTIC SCRIBE	2	0.4m	8.2m (1)	0.0m (0)	2:35.23	28.80s	31.33s
12 ICY WINDS	3	2.3m	23.4m (1)	13.0m (3)	2:35.39	28.67s	30.51s
7 TORREVEAN AMY	4	4.7m	15.9m (1)	5.6m (2)	2:35.58	28.66s	31.26s
6 ELSAMAY	5	12.2m	24.1m (0)	17.5m (2)	2:36.20	28.96s	30.98s
2 ALFA PRINCESS	6	14.5m	6.3m (0)	14.9m (0)	2:36.39	30.06s	31.37s
8 QUEENINTHECORNE	7	14.5m	16.2m (0)	17.8m (1)	2:36.39	29.56s	31.15s
1 BABYSGOTBLUEEYES	8	26.0m	10.7m (0)	13.3m (1)	2:37.33	29.62s	32.43s
10 DOVE CRY	9	27.5m	12.2m (1)	5.3m (1)	2:37.45	28.91s	33.15s
4 ALLABOUTLEGS	10	28.0m	20.0m (0)	21.0m (0)	2:37.49	29.52s	32.01s
5 PRECOCIOUS LADY	11	34.7m	4.1m (1)	9.0m (1)	2:38.04	29.78s	33.46s
3 RECOVER LOVER	12	37.3m	0.0m (0)	9.6m (0)	2:38.25	30.12s	33.63s

Finish Position and metres gained from 800m





PJ Harness Analyser

Sectional Analysis Software - Not just a formguide!

www.facebook.com/PJHarnessRacing



RISE Digital, Harness Racing Australia nor the provider accepts any responsibility for the completeness or accuracy of any of the information contained herein, and makes no representations about its suitability for any particular purpose. Users should make their own judgements about those matters and/or seek independent advice. You assume all risks associated with use of data provided on this page

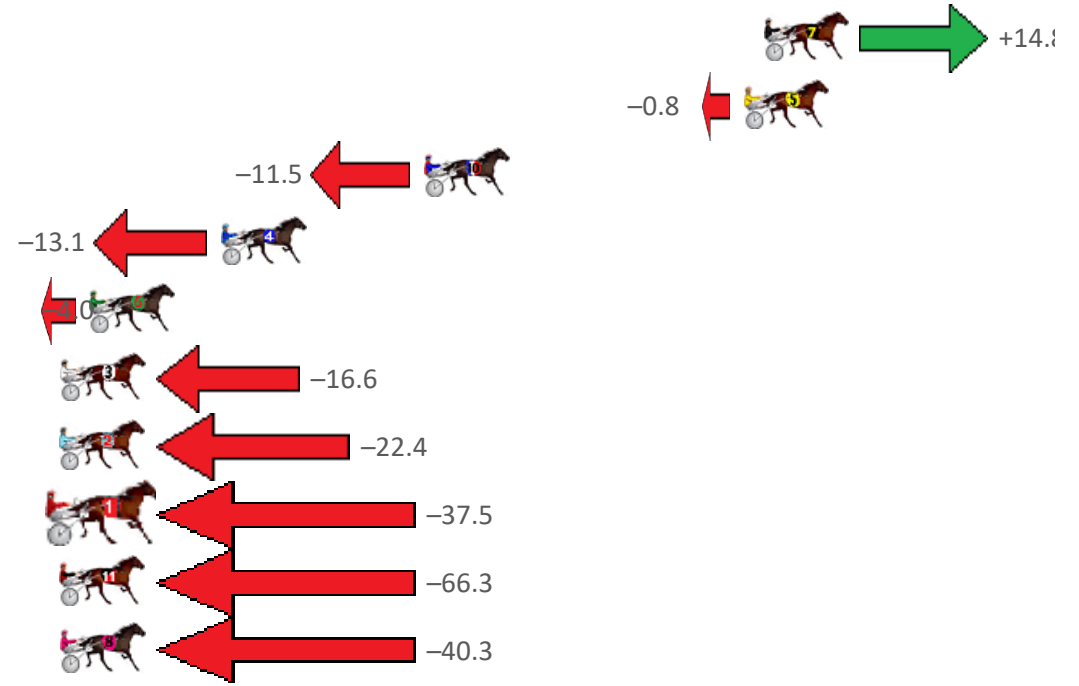
Bunbury Race 7 Distance 2503m

Wednesday, 15 November 2023

Gross Time: 3:17.20 MileRate: 2:05.80 LeadTime: 76.90s First Qtr: 33.10s Second Qtr: 29.30s Third Qtr: 28.30s Fourth Qtr: 29.60s

NoHorse	Plc	Mar	800 Posi	400 Posi	Time	3rd Qtr	4th Qtr
7 NAVY STREET	1	0.0m	14.8m (1)	4.7m (1)	3:17.20	27.60s	29.26s
5 CALIENTE	2	0.8m	0.0m (0)	0.0m (0)	3:17.26	28.30s	29.66s
10 GOLD HORSESHOE	3	13.5m	2.0m (1)	0.6m (1)	3:18.25	28.20s	30.61s
4 GLIDING STAR	4	21.6m	8.5m (1)	5.3m (0)	3:18.88	28.08s	30.90s
6 DISCO DYNAMO	5	26.8m	22.8m (0)	20.9m (3)	3:19.28	28.20s	30.18s
3 I SEE FIRE	6	30.8m	14.2m (2)	21.7m (2)	3:19.59	28.86s	30.43s
2 YANKEEDELIGHT	7	39.8m	17.4m (0)	21.4m (1)	3:20.29	28.62s	31.15s
1 DELIGHTABLE	8	42.9m	5.4m (0)	21.4m (0)	3:20.53	29.46s	31.39s
11 HOTFOOT IT	9	88.5m	22.2m (1)	58.1m (3)	3:24.07	30.92s	32.29s
8 SAGATIOUS	10	92.8m	52.5m (0)	36.7m (0)	3:24.40	27.25s	34.16s

Finish Position and metres gained from 800m





PJ Harness Analyser

Sectional Analysis Software - Not just a formguide!

www.facebook.com/PJHarnessRacing



RISE Digital, Harness Racing Australia nor the provider accepts any responsibility for the completeness or accuracy of any of the information contained herein, and makes no representations about its suitability for any particular purpose. Users should make their own judgements about those matters and/or seek independent advice. You assume all risks associated with use of data provided on this page