


Bunbury Race 1 Distance 2100m

Wednesday, 29 November 2023

Gross Time: 2:35.00 MileRate: 1:58.80 LeadTime: 37.50s First Qtr: 31.00s Second Qtr: 29.80s Third Qtr: 29.20s Fourth Qtr: 27.50s

NoHorse	Plc	Mar	800 Posi	400 Posi	Time	3rd Qtr	4th Qtr
4 MADAM PUBLISHER	1	0.0m	0.0m (0)	0.0m (0)	2:35.00	29.20s	27.50s
6 DOUSEEME	2	17.4m	19.0m (0)	13.7m (1)	2:36.26	28.78s	27.79s
7 INFINITE MERIT	3	22.1m	23.8m (0)	18.9m (1)	2:36.60	28.80s	27.77s
2 HURRICANE JOY	4	23.9m	9.5m (0)	11.2m (0)	2:36.73	29.30s	28.44s
1 SEASIDE GEM	5	27.4m	4.1m (0)	6.4m (0)	2:36.98	29.35s	29.03s
3 FUNKY MUSIC	6	28.0m	14.3m (0)	16.8m (0)	2:37.03	29.34s	28.35s

Finish Position and metres gained from 800m





PJ Harness Analyser

Sectional Analysis Software - Not just a formguide!

www.facebook.com/PJHarnessRacing



RISE Digital, Harness Racing Australia nor the provider accepts any responsibility for the completeness or accuracy of any of the information contained herein, and makes no representations about its suitability for any particular purpose. Users should make their own judgements about those matters and/or seek independent advice. You assume all risks associated with use of data provided on this page

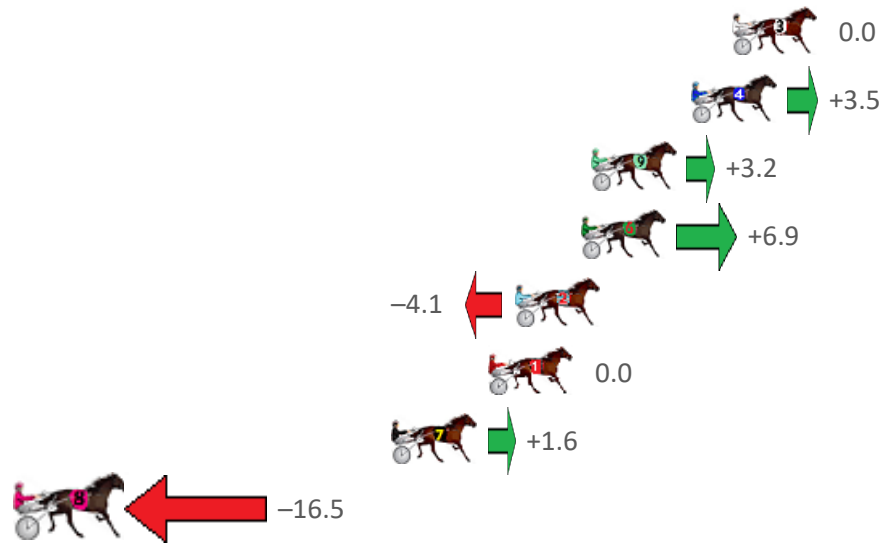
Bunbury Race 2 Distance 2100m

Wednesday, 29 November 2023

Gross Time: 2:40.60 MileRate: 2:03.10 LeadTime: 37.40s First Qtr: 33.80s Second Qtr: 31.50s Third Qtr: 30.20s Fourth Qtr: 27.70s

NoHorse	Plc	Mar	800 Posi	400 Posi	Time	3rd Qtr	4th Qtr
3 TRUNKEY CARRAWA	1	0.0m	0.0m (0)	0.0m (0)	2:40.60	30.20s	27.70s
4 ANOTHER MOUSE	2	1.6m	5.1m (1)	2.4m (1)	2:40.72	30.00s	27.64s
9 RISKITFORDABISKIT	3	5.6m	8.8m (2)	7.2m (1)	2:41.01	30.06s	27.59s
6 ROCKIN JETSTAR	4	6.0m	12.9m (1)	11.0m (2)	2:41.04	30.02s	27.35s
2 OCTAVIA	5	8.6m	4.5m (0)	4.0m (0)	2:41.23	30.15s	28.04s
1 HI TOMMY	6	9.7m	9.7m (0)	8.9m (0)	2:41.31	30.11s	27.77s
7 BABYSGOTBLUEEYES	7	13.5m	15.1m (0)	11.5m (1)	2:41.58	29.90s	27.85s
8 JONIMAC	8	34.6m	18.1m (1)	17.1m (1)	2:43.12	30.07s	28.99s

Finish Position and metres gained from 800m





PJ Harness Analyser

Sectional Analysis Software - Not just a formguide!

www.facebook.com/PJHarnessRacing



RISE Digital, Harness Racing Australia nor the provider accepts any responsibility for the completeness or accuracy of any of the information contained herein, and makes no representations about its suitability for any particular purpose. Users should make their own judgements about those matters and/or seek independent advice. You assume all risks associated with use of data provided on this page

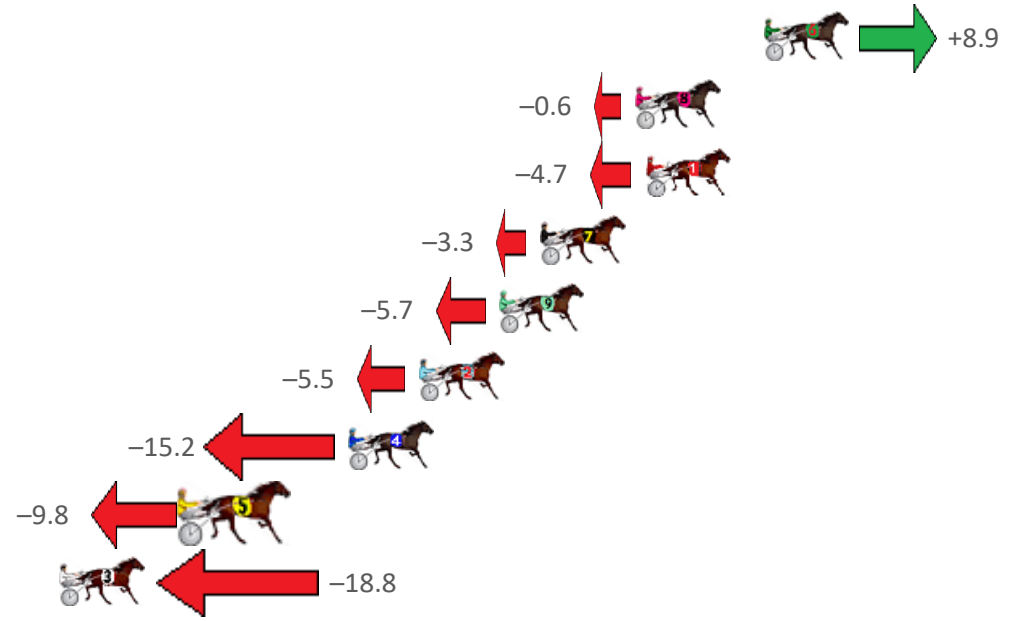
Bunbury Race 3 Distance 2100m

Wednesday, 29 November 2023

Gross Time: 2:40.10 MileRate: 2:02.70 LeadTime: 37.30s First Qtr: 33.50s Second Qtr: 31.60s Third Qtr: 29.10s Fourth Qtr: 28.60s

NoHorse	Plc	Mar	800 Posi	400 Posi	Time	3rd Qtr	4th Qtr
6 TAHI	1	0.0m	8.9m (2)	7.9m (2)	2:40.10	29.02s	28.03s
8 OUR SURROGATE	2	5.1m	4.5m (0)	4.1m (0)	2:40.48	29.07s	28.69s
1 FLAMING CULLEN	3	4.7m	0.0m (0)	0.0m (0)	2:40.45	29.10s	28.95s
7 LIGHTFOOT LEIGH	4	8.9m	5.6m (1)	2.1m (2)	2:40.77	28.84s	29.12s
9 SASSY ANNIE	5	10.5m	4.8m (2)	8.2m (1)	2:40.89	29.34s	28.80s
2 BATAVIA STREAMLIN	6	13.7m	8.2m (0)	8.9m (0)	2:41.13	29.15s	28.99s
4 CRACKA TINNY	7	16.5m	1.3m (1)	2.4m (1)	2:41.34	29.18s	29.66s
5 LILLY LAGUNA	8	22.8m	13.0m (0)	13.0m (0)	2:41.81	29.09s	29.38s
3 PINK PARADE	9	28.6m	9.8m (1)	12.8m (1)	2:42.25	29.31s	29.83s

Finish Position and metres gained from 800m





PJ Harness Analyser

Sectional Analysis Software - Not just a formguide!

www.facebook.com/PJHarnessRacing



RISE Digital, Harness Racing Australia nor the provider accepts any responsibility for the completeness or accuracy of any of the information contained herein, and makes no representations about its suitability for any particular purpose. Users should make their own judgements about those matters and/or seek independent advice. You assume all risks associated with use of data provided on this page

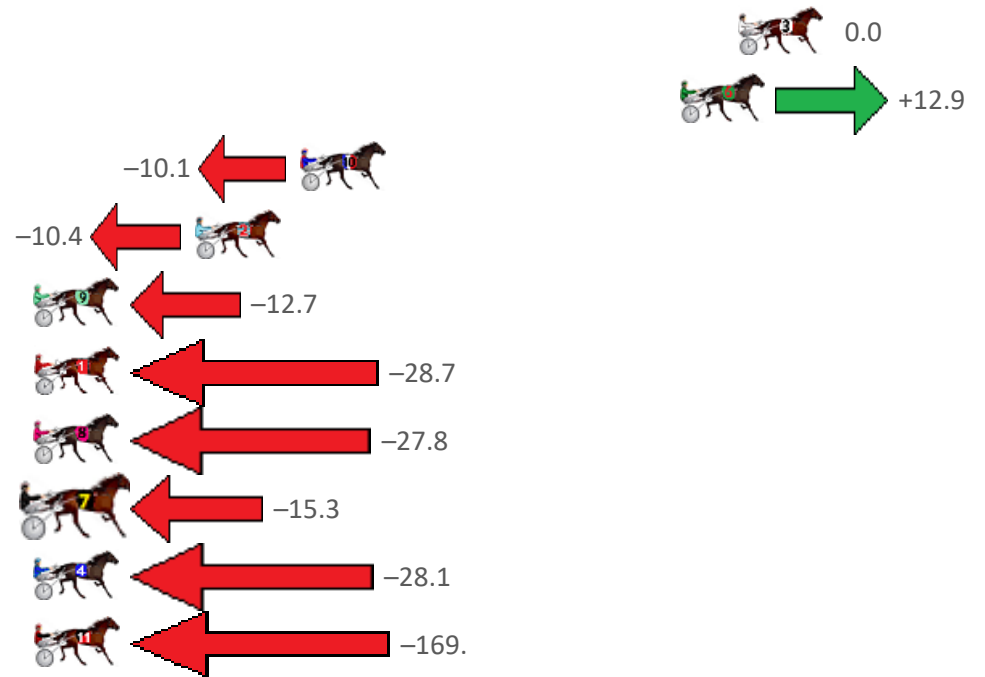
Bunbury Race 4 Distance 1609m

Wednesday, 29 November 2023

Gross Time: 1:57.50 MileRate: 1:57.50 LeadTime: 0.00s First Qtr: 29.90s Second Qtr: 31.00s Third Qtr: 29.40s Fourth Qtr: 27.20s

NoHorse	Plc	Mar	800 Posi	400 Posi	Time	3rd Qtr	4th Qtr
3 BEACH CAPTAIN	1	0.0m	0.0m (0)	0.0m (0)	1:57.50	29.40s	27.20s
6 TRIGWELL ROAD	2	2.3m	15.2m (2)	3.6m (1)	1:57.66	28.54s	27.11s
10 VEEFORVICTORY	3	17.4m	7.3m (1)	9.1m (1)	1:58.75	29.51s	27.81s
2 YOUR GRACE	4	21.6m	11.2m (1)	13.4m (1)	1:59.05	29.52s	27.81s
9 MISS WILLOUGHBY	5	28.7m	16.0m (1)	18.2m (1)	1:59.56	29.51s	27.98s
1 FOLLOW THE JEWEL	6	33.0m	4.3m (0)	10.5m (0)	1:59.86	29.83s	28.82s
8 WENDY MAY SUE	7	35.9m	8.1m (0)	14.4m (0)	2:00.07	29.83s	28.76s
7 HUGHEY	8	36.1m	20.8m (0)	15.9m (2)	2:00.09	29.00s	28.67s
4 BRIGGS ON BOND	9	42.2m	14.1m (0)	22.5m (0)	2:00.52	29.95s	28.64s
11 INTERNAL AFFAIRS	10	410.2m	240.3m (0)	272.2m (0)	2:26.88	30.99s	37.43s

Finish Position and metres gained from 800m





PJ Harness Analyser

Sectional Analysis Software - Not just a formguide!

www.facebook.com/PJHarnessRacing



RISE Digital, Harness Racing Australia nor the provider accepts any responsibility for the completeness or accuracy of any of the information contained herein, and makes no representations about its suitability for any particular purpose. Users should make their own judgements about those matters and/or seek independent advice. You assume all risks associated with use of data provided on this page

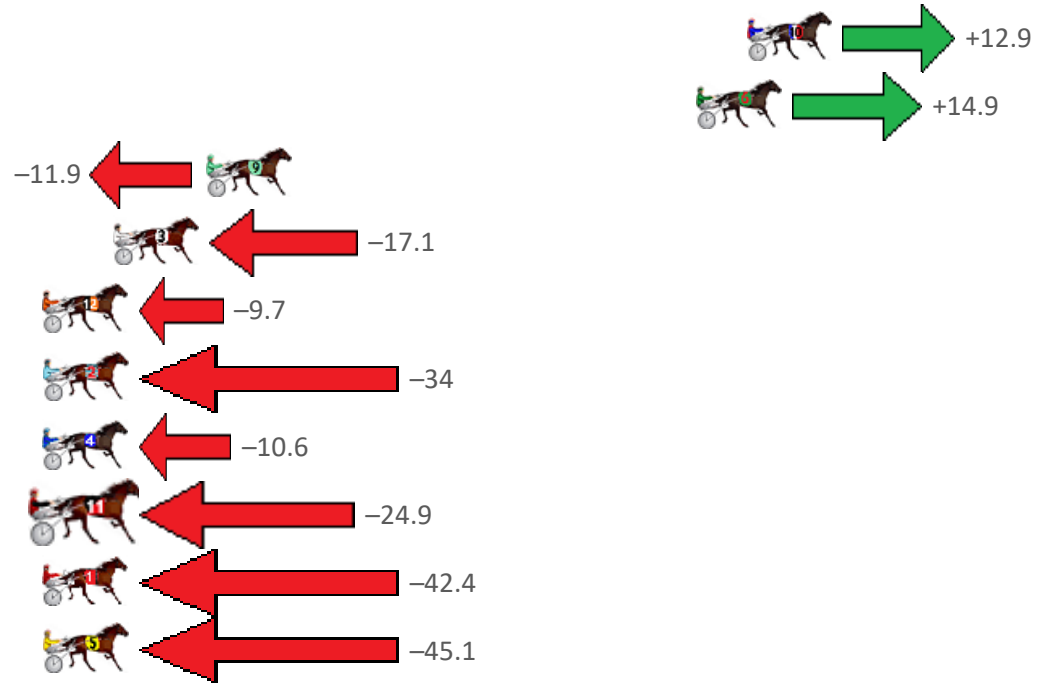
Bunbury Race 5 Distance 2100m

Wednesday, 29 November 2023

Gross Time: 2:35.00 MileRate: 1:58.80 LeadTime: 35.90s First Qtr: 31.40s Second Qtr: 30.20s Third Qtr: 29.00s Fourth Qtr: 28.50s

NoHorse	Plc	Mar	800 Posi	400 Posi	Time	3rd Qtr	4th Qtr
10 GULLY GUM	1	0.0m	12.9m (1)	0.7m (2)	2:35.00	28.12s	28.45s
6 ISLAND TEE REX	2	2.0m	16.9m (1)	5.3m (3)	2:35.15	28.16s	28.27s
9 SKIPPIN CLASS	3	21.5m	9.6m (0)	8.6m (2)	2:36.61	28.93s	29.49s
3 EXTINCTION	4	25.2m	8.1m (1)	6.9m (1)	2:36.89	28.91s	29.90s
12 BRAVO CHRISTIANO	5	29.5m	19.8m (0)	12.1m (1)	2:37.21	28.43s	29.84s
2 JORDANO	6	33.1m	0.0m (0)	0.0m (0)	2:37.48	29.00s	30.98s
4 MANGO TANGO	7	34.6m	24.0m (0)	20.0m (0)	2:37.59	28.70s	29.66s
11 SON OF STARKY	8	39.3m	14.4m (0)	13.4m (2)	2:37.94	28.91s	30.49s
1 TIMES TICKIN	9	48.0m	5.6m (0)	7.6m (0)	2:38.59	29.14s	31.55s
5 HEART OF SAHARA	10	48.4m	3.3m (1)	2.8m (1)	2:38.62	28.96s	31.92s

Finish Position and metres gained from 800m





PJ Harness Analyser

Sectional Analysis Software - Not just a formguide!

www.facebook.com/PJHarnessRacing



RISE Digital, Harness Racing Australia nor the provider accepts any responsibility for the completeness or accuracy of any of the information contained herein, and makes no representations about its suitability for any particular purpose. Users should make their own judgements about those matters and/or seek independent advice. You assume all risks associated with use of data provided on this page


Bunbury Race 6 Distance 1609m

Wednesday, 29 November 2023

Gross Time: 1:55.40 MileRate: 1:55.40 LeadTime: 0.00s First Qtr: 27.00s Second Qtr: 30.90s Third Qtr: 29.00s Fourth Qtr: 28.60s

NoHorse	Plc	Mar	800 Posi	400 Posi	Time	3rd Qtr	4th Qtr
4 ATOMIC FEEL	1	0.0m	20.4m (1)	1.1m (1)	1:55.40	27.61s	28.52s
2 TUX AND TAILS	2	8.3m	4.9m (0)	4.8m (0)	1:56.02	28.99s	28.88s
7 MAGIC EYE MICK	3	12.5m	0.0m (0)	0.0m (0)	1:56.34	29.00s	29.54s
3 BEYOND BLING	4	13.4m	11.7m (0)	10.0m (0)	1:56.41	28.88s	28.89s
8 CAPTAINS COTE	5	25.1m	16.2m (1)	9.6m (2)	1:57.29	28.52s	29.80s
1 CAPTAINS BEACHBA	6	28.0m	15.7m (0)	13.3m (0)	1:57.50	28.83s	29.75s
10 FLYNSCOTSMAN	7	41.0m	20.5m (0)	21.9m (0)	1:58.48	29.09s	30.11s
9 RICHIE REACTOR	8	48.9m	10.8m (1)	11.0m (1)	1:59.07	29.01s	31.48s
5 THE MIGHTY WARRI	9	295.8m	173.8m (1)	196.7m (1)	2:17.61	30.55s	36.73s

Finish Position and metres gained from 800m



PJ Harness Analyser

Sectional Analysis Software - Not just a formguide!

www.facebook.com/PJHarnessRacing

RISE Digital, Harness Racing Australia nor the provider accepts any responsibility for the completeness or accuracy of any of the information contained herein, and makes no representations about its suitability for any particular purpose. Users should make their own judgements about those matters and/or seek independent advice. You assume all risks associated with use of data provided on this page

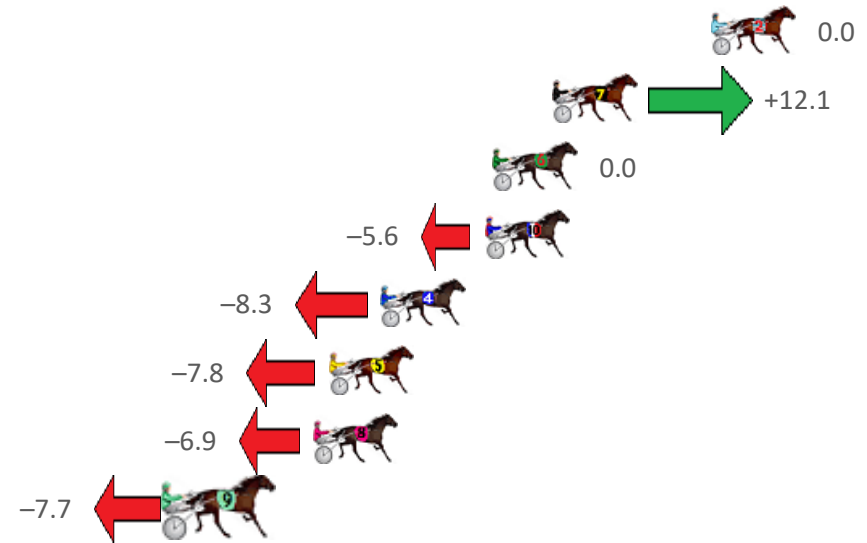
Bunbury Race 7 Distance 2100m

Wednesday, 29 November 2023

Gross Time: 2:36.10 MileRate: 1:59.60 LeadTime: 37.40s First Qtr: 29.70s Second Qtr: 32.00s Third Qtr: 28.80s Fourth Qtr: 28.20s

NoHorse	Plc	Mar	800 Posi	400 Posi	Time	3rd Qtr	4th Qtr
2 GETN WIGGY WITHIT	1	0.0m	0.0m (0)	0.0m (0)	2:36.10	28.80s	28.20s
7 RELIM	2	6.3m	18.4m (1)	8.9m (2)	2:36.57	28.11s	28.04s
6 BETTOR MOVE ALON	3	8.7m	8.7m (2)	1.3m (2)	2:36.74	28.27s	28.75s
10 MISTER RIDGEWELL	4	9.0m	3.4m (1)	1.3m (1)	2:36.77	28.65s	28.78s
4 THEYCALL ME STOO	5	13.1m	4.8m (0)	3.8m (0)	2:37.07	28.72s	28.91s
5 TORPEDO ROCK	6	15.2m	7.4m (1)	5.9m (1)	2:37.23	28.68s	28.91s
8 HUMDINGER	7	15.8m	8.9m (0)	8.7m (0)	2:37.27	28.77s	28.76s
9 DOVE CRY	8	21.3m	13.6m (1)	6.2m (3)	2:37.68	28.27s	29.34s

Finish Position and metres gained from 800m





PJ Harness Analyser

Sectional Analysis Software - Not just a formguide!

www.facebook.com/PJHarnessRacing



RISE Digital, Harness Racing Australia nor the provider accepts any responsibility for the completeness or accuracy of any of the information contained herein, and makes no representations about its suitability for any particular purpose. Users should make their own judgements about those matters and/or seek independent advice. You assume all risks associated with use of data provided on this page


Bunbury Race 8 Distance 2503m

Wednesday, 29 November 2023

Gross Time: 3:07.00 MileRate: 1:59.30 LeadTime: 70.80s First Qtr: 29.50s Second Qtr: 29.50s Third Qtr: 28.70s Fourth Qtr: 28.50s

NoHorse	Plc	Mar	800 Posi	400 Posi	Time	3rd Qtr	4th Qtr
7 VENTURA	1	0.0m	0.0m (0)	0.0m (0)	3:07.00	28.70s	28.50s
3 ROCKNROLL SPIRIT	2	59.4m	4.9m (0)	22.1m (0)	3:11.45	29.92s	31.38s
4 NAVY STREET	3	67.9m	19.4m (0)	27.6m (0)	3:12.08	29.28s	31.62s
2 OBSERVATION	4	119.4m	9.7m (0)	38.7m (0)	3:15.94	30.76s	34.69s
1 HES THUNDER	5	130.5m	74.3m (0)	86.2m (0)	3:16.77	29.53s	32.14s
9 HOTFOOT IT	6	130.9m	66.9m (0)	86.2m (0)	3:16.80	30.06s	32.17s
5 DISCO DYNAMO	7	162.8m	35.9m (0)	107.3m (0)	3:19.19	33.77s	33.06s
6 COHLIN	8	200.2m	47.7m (0)	132.6m (0)	3:21.99	34.73s	34.06s

Finish Position and metres gained from 800m





PJ Harness Analyser

Sectional Analysis Software - Not just a formguide!

www.facebook.com/PJHarnessRacing



RISE Digital, Harness Racing Australia nor the provider accepts any responsibility for the completeness or accuracy of any of the information contained herein, and makes no representations about its suitability for any particular purpose. Users should make their own judgements about those matters and/or seek independent advice. You assume all risks associated with use of data provided on this page