

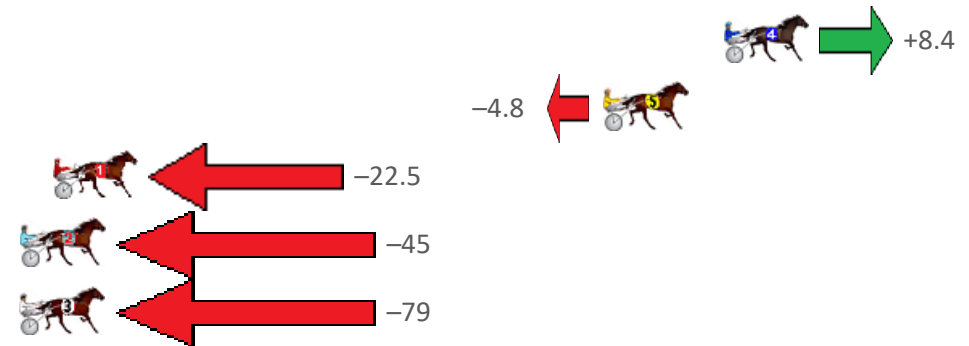
Collie Race 1 Distance 2050m

Sunday, 26 November 2023

Gross Time: 2:36.60 MileRate: 2:02.90 LeadTime: 32.40s First Qtr: 31.10s Second Qtr: 31.80s Third Qtr: 30.90s Fourth Qtr: 30.40s

NoHorse	Plc	Mar	800 Posi	400 Posi	Time	3rd Qtr	4th Qtr
4 OURFIRSTIMPRESSIO	1	0.0m	8.4m (0)	3.6m (1)	2:36.60	30.53s	30.13s
5 ROCKNROLL TRAIN	2	4.8m	0.0m (0)	0.0m (0)	2:36.98	30.90s	30.76s
1 HEAVENLY FLIGHT	3	26.7m	4.2m (0)	6.4m (0)	2:38.72	31.08s	31.93s
2 MY GRAND ANGUS	4	74.1m	30.0m (0)	45.0m (0)	2:42.50	32.06s	32.60s
3 HONOUR THE EAGLE	5	138.1m	60.0m (0)	90.0m (0)	2:47.59	33.22s	34.04s

Finish Position and metres gained from 800m







Harness Analyser

Sectional Analysis Software – Not just a formguide!

www.facebook.com/PJHarnessRacing



RISE Digital, Harness Racing Australia nor the provider accepts any responsibility for the completeness or accuracy of any of the information contained herein, and makes no representations about its suitability for any particular purpose. Users should make their own judgements about those matters and/or seek independent advice. You assume all risks associated with use of data provided on this page

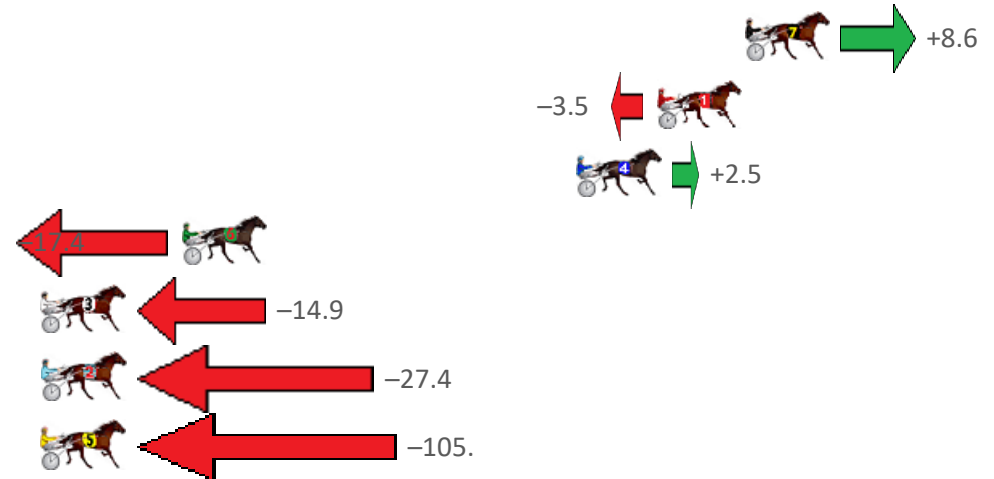
Collie Race 2 Distance 2050m

Sunday, 26 November 2023

Gross Time: 2:38.00 MileRate: 2:04.10 LeadTime: 33.30s First Qtr: 31.70s Second Qtr: 31.50s Third Qtr: 31.50s Fourth Qtr: 30.00s

NoHorse	Plc	Mar	800 Posi	400 Posi	Time	3rd Qtr	4th Qtr
7 TRAVELBAN	1	0.0m	8.6m (1)	1.4m (2)	2:38.00	30.95s	29.90s
1 SPINNER OF YARNS	2	3.5m	0.0m (0)	0.0m (0)	2:38.28	31.51s	30.26s
4 SKIPPIN CLASS	3	6.7m	9.2m (0)	9.2m (0)	2:38.53	31.50s	29.81s
6 SUB MARINER	4	22.4m	5.0m (0)	5.2m (0)	2:39.76	31.55s	31.28s
3 IMPERIUM	5	28.5m	13.6m (0)	7.2m (2)	2:40.24	31.05s	31.59s
2 MAJIC BAY	6	31.2m	3.8m (1)	5.6m (1)	2:40.45	31.69s	31.91s
5 IMA AUSSIE ARTIST	7	117.3m	12.2m (2)	19.2m (2)	2:47.22	32.22s	37.32s

Finish Position and metres gained from 800m







PJ Harness Analyser

Sectional Analysis Software – Not just a formguide!

www.facebook.com/PJHarnessRacing



RISE Digital, Harness Racing Australia nor the provider accepts any responsibility for the completeness or accuracy of any of the information contained herein, and makes no representations about its suitability for any particular purpose. Users should make their own judgements about those matters and/or seek independent advice. You assume all risks associated with use of data provided on this page

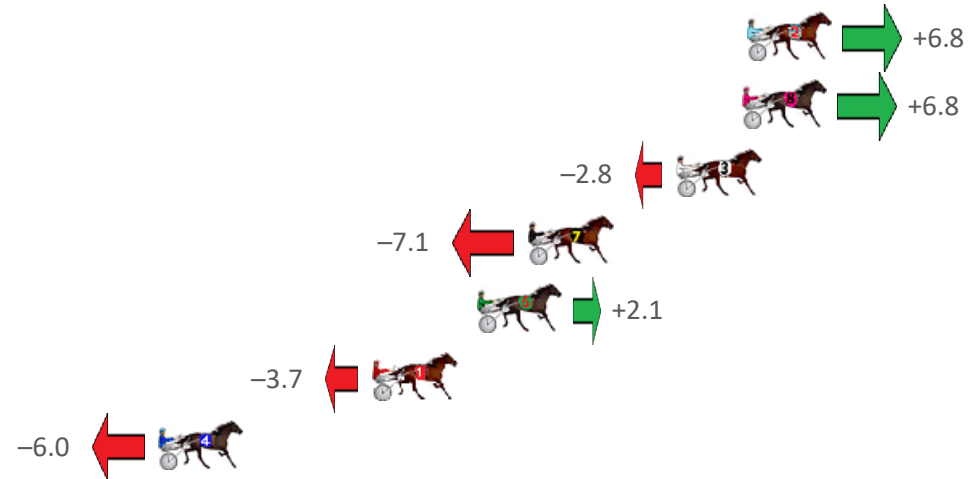
Collie Race 3 Distance 2050m

Sunday, 26 November 2023

Gross Time: 2:37.90 MileRate: 2:03.90 LeadTime: 33.40s First Qtr: 30.40s Second Qtr: 30.50s Third Qtr: 30.30s Fourth Qtr: 33.30s

NoHorse	Plc	Mar	800 Posi	400 Posi	Time	3rd Qtr	4th Qtr
2 HI TOMMY	1	0.0m	6.8m (0)	12.8m (1)	2:37.90	30.82s	32.24s
8 RISKITFORDABISKIT	2	0.2m	7.0m (1)	6.4m (1)	2:37.92	30.28s	32.79s
3 OCTAVIA	3	2.8m	0.0m (0)	0.0m (0)	2:38.14	30.29s	33.53s
7 ADVANCE STRIKE	4	8.7m	1.6m (1)	6.8m (0)	2:38.66	30.70s	33.46s
6 MISTER SAUVAGE	5	10.7m	12.8m (1)	19.0m (1)	2:38.83	30.82s	32.61s
1 ASHIMA	6	14.9m	11.2m (0)	19.4m (0)	2:39.19	30.97s	32.93s
4 JAMANCO	7	23.4m	17.4m (1)	25.8m (1)	2:39.93	30.97s	33.10s

Finish Position and metres gained from 800m







Harness Analyser

Sectional Analysis Software – Not just a formguide!

www.facebook.com/PJHarnessRacing



RISE Digital, Harness Racing Australia nor the provider accepts any responsibility for the completeness or accuracy of any of the information contained herein, and makes no representations about its suitability for any particular purpose. Users should make their own judgements about those matters and/or seek independent advice. You assume all risks associated with use of data provided on this page

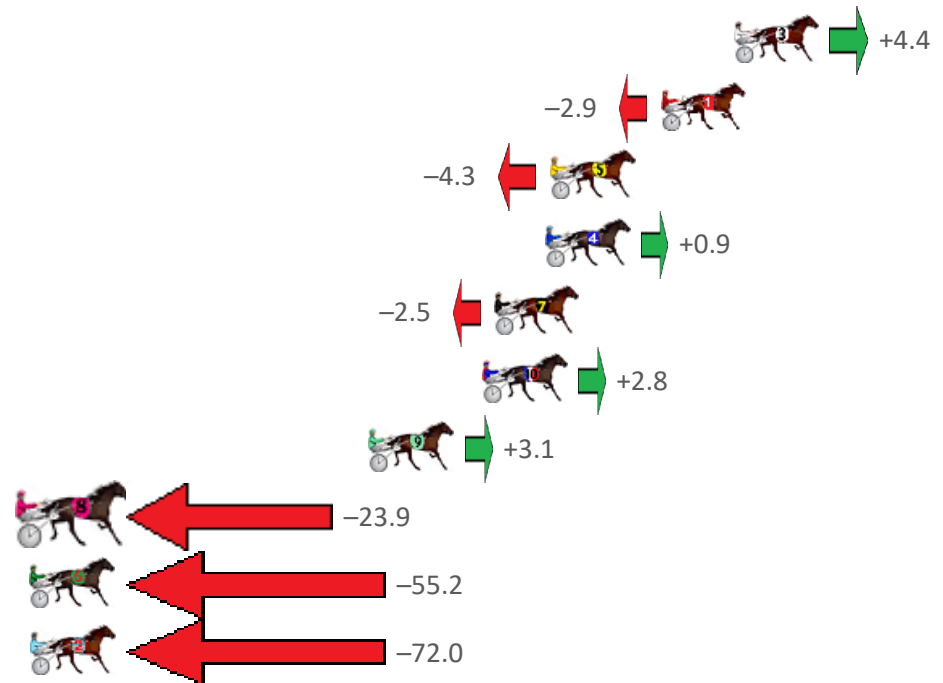
Collie Race 4 Distance 2020m

Sunday, 26 November 2023

Gross Time: 2:40.60 MileRate: 2:06.70 LeadTime: 35.70s First Qtr: 31.00s Second Qtr: 31.50s Third Qtr: 31.40s Fourth Qtr: 31.00s

NoHorse	Plc	Mar	800 Posi	400 Posi	Time	3rd Qtr	4th Qtr
3 JORDANO	1	0.0m	4.4m (0)	7.6m (3)	2:40.60	31.64s	30.41s
1 FLYS AT NIGHT	2	2.9m	0.0m (0)	0.0m (0)	2:40.84	31.40s	31.22s
5 HOMECOMING QUE	3	7.3m	3.0m (1)	2.8m (1)	2:41.19	31.39s	31.35s
4 TIMES TICKIN	4	7.5m	8.4m (0)	7.2m (0)	2:41.21	31.31s	31.02s
7 LIL DELIGHT	5	9.5m	7.0m (1)	6.0m (2)	2:41.37	31.32s	31.27s
10 ISAIDBOO	6	10.0m	12.8m (0)	11.2m (0)	2:41.41	31.28s	30.91s
9 OVER ARMED	7	14.5m	17.6m (0)	18.8m (0)	2:41.78	31.49s	30.67s
8 ROAD CLOSURE	8	35.3m	11.4m (1)	15.8m (1)	2:43.46	31.75s	32.50s
6 ALFA PRINCESS	9	100.2m	45.0m (0)	75.0m (0)	2:48.72	33.74s	32.94s
2 HEEZ TRUE BLUE	10	122.0m	50.0m (0)	80.0m (0)	2:50.49	33.75s	34.24s

Finish Position and metres gained from 800m







PJ Harness Analyser

Sectional Analysis Software – Not just a formguide!

www.facebook.com/PJHarnessRacing



RISE Digital, Harness Racing Australia nor the provider accepts any responsibility for the completeness or accuracy of any of the information contained herein, and makes no representations about its suitability for any particular purpose. Users should make their own judgements about those matters and/or seek independent advice. You assume all risks associated with use of data provided on this page

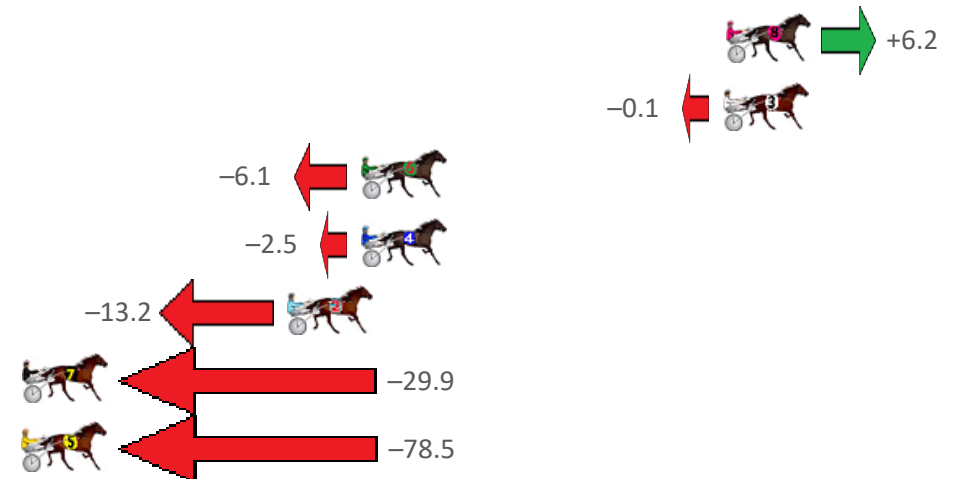
Collie Race 5 Distance 2050m

Sunday, 26 November 2023

Gross Time: 2:39.80 MileRate: 2:05.50 LeadTime: 33.90s First Qtr: 33.30s Second Qtr: 33.30s Third Qtr: 30.00s Fourth Qtr: 29.30s

NoHorse	Plc	Mar	800 Posi	400 Posi	Time	3rd Qtr	4th Qtr
8 LORD TITANIUM	1	0.0m	6.2m (2)	1.6m (1)	2:39.80	29.66s	29.18s
3 GALEOCERDO CUVIE	2	0.1m	0.0m (0)	0.0m (0)	2:39.81	30.00s	29.31s
6 FEELING EMPATHY	3	14.5m	8.4m (0)	11.8m (0)	2:40.91	30.25s	29.50s
4 FLASH MOB	4	14.5m	12.0m (0)	16.2m (0)	2:40.91	30.31s	29.18s
2 THE RUNNING CAME	5	17.4m	4.2m (0)	5.6m (0)	2:41.14	30.11s	30.16s
7 SPEED FORCE	6	40.1m	10.2m (1)	15.2m (1)	2:42.88	30.39s	31.11s
5 RADAR REEF	7	80.9m	2.4m (1)	8.2m (1)	2:46.02	30.49s	34.60s

Finish Position and metres gained from 800m



PJ Harness Analyser

Sectional Analysis Software – Not just a formguide!

www.facebook.com/PJHarnessRacing



RISE Digital, Harness Racing Australia nor the provider accepts any responsibility for the completeness or accuracy of any of the information contained herein, and makes no representations about its suitability for any particular purpose. Users should make their own judgements about those matters and/or seek independent advice. You assume all risks associated with use of data provided on this page

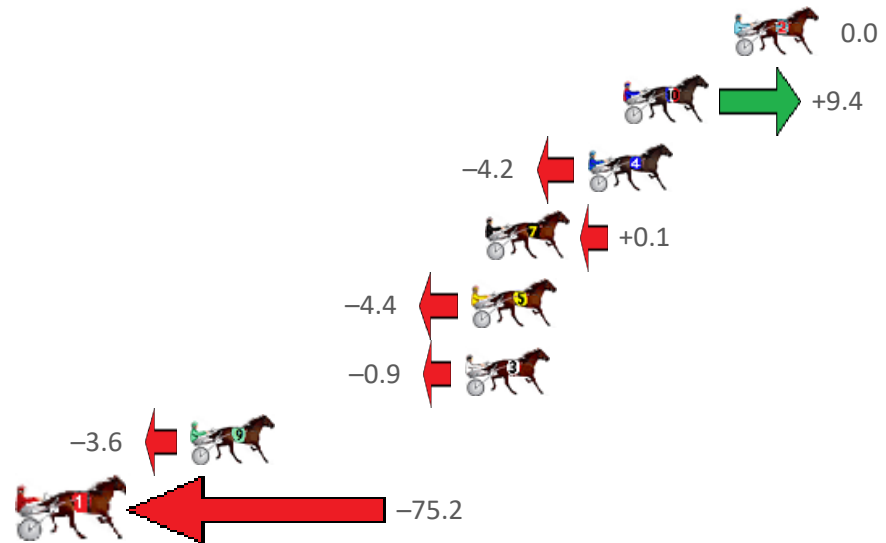
Collie Race 6 Distance 2670m

Sunday, 26 November 2023

Gross Time: 3:30.50 MileRate: 2:06.90 LeadTime: 86.70s First Qtr: 31.90s Second Qtr: 31.00s Third Qtr: 30.70s Fourth Qtr: 30.20s

NoHorse	Plc	Mar	800 Posi	400 Posi	Time	3rd Qtr	4th Qtr
2 MIKIPELO	1	0.0m	0.0m (0)	0.0m (0)	3:30.50	30.70s	30.20s
10 YANKEE LINCOLN	2	4.4m	13.8m (0)	14.0m (1)	3:30.85	30.71s	29.48s
4 FIREFLY	3	5.8m	1.6m (1)	4.6m (0)	3:30.96	30.93s	30.29s
7 PATRIKIAR	4	9.9m	10.0m (1)	12.0m (2)	3:31.28	30.85s	30.04s
5 FOLLOW THE MUSIC	5	10.4m	6.0m (1)	7.6m (2)	3:31.32	30.82s	30.41s
3 CHEAP THRILLZ	6	10.7m	9.8m (0)	9.8m (1)	3:31.35	30.70s	30.27s
9 GORDON	7	21.6m	18.0m (0)	15.2m (3)	3:32.21	30.49s	30.68s
1 RISING SPIRIT	8	81.0m	5.8m (0)	12.0m (0)	3:36.91	31.21s	35.38s

Finish Position and metres gained from 800m







Harness Analyser

Sectional Analysis Software – Not just a formguide!

www.facebook.com/PJHarnessRacing



RISE Digital, Harness Racing Australia nor the provider accepts any responsibility for the completeness or accuracy of any of the information contained herein, and makes no representations about its suitability for any particular purpose. Users should make their own judgements about those matters and/or seek independent advice. You assume all risks associated with use of data provided on this page

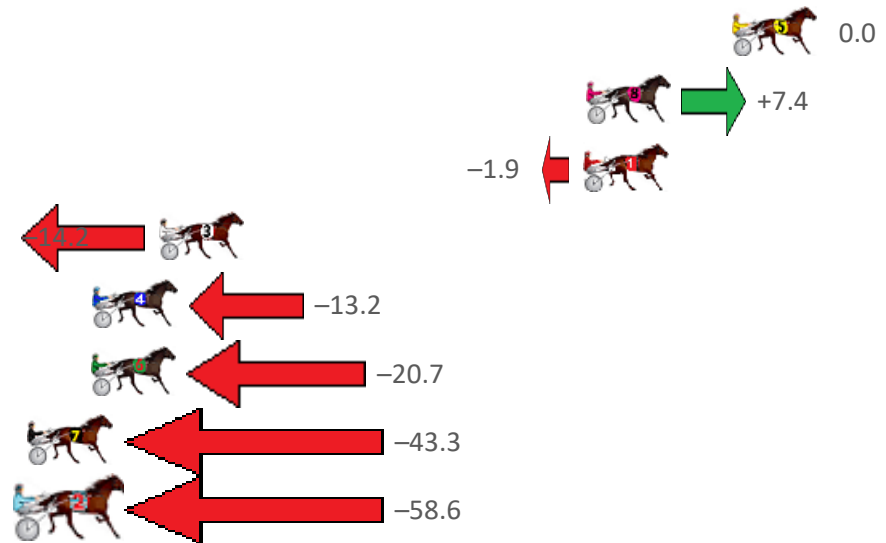
Collie Race 7 Distance 2050m

Sunday, 26 November 2023

Gross Time: 2:38.00 MileRate: 2:04.00 LeadTime: 33.60s First Qtr: 32.60s Second Qtr: 30.30s Third Qtr: 31.30s Fourth Qtr: 30.20s

NoHorse	Plc	Mar	800 Posi	400 Posi	Time	3rd Qtr	4th Qtr
5 WHERESTHETOWRO	1	0.0m	0.0m (0)	0.0m (0)	2:38.00	31.30s	30.20s
8 IDEAL WHITBY	2	5.8m	13.2m (2)	3.0m (4)	2:38.46	30.52s	30.41s
1 HEART OF SAHARA	3	5.9m	4.0m (0)	4.4m (0)	2:38.47	31.33s	30.31s
3 TIGER TOAST	4	22.8m	8.6m (0)	9.4m (0)	2:39.80	31.38s	31.21s
4 ALTAIR STAR	5	25.4m	12.2m (1)	8.6m (2)	2:40.01	31.05s	31.46s
6 ROCKIN THE TREND	6	25.5m	4.8m (1)	4.2m (2)	2:40.02	31.28s	31.80s
7 GIRL IN CLOVER	7	43.9m	0.6m (1)	4.8m (1)	2:41.47	31.67s	33.14s
2 DUNAMIS	8	67.0m	8.4m (2)	5.4m (3)	2:43.30	31.15s	34.82s

Finish Position and metres gained from 800m





PJ Harness Analyser

Sectional Analysis Software – Not just a formguide!

www.facebook.com/PJHarnessRacing



RISE Digital, Harness Racing Australia nor the provider accepts any responsibility for the completeness or accuracy of any of the information contained herein, and makes no representations about its suitability for any particular purpose. Users should make their own judgements about those matters and/or seek independent advice. You assume all risks associated with use of data provided on this page