

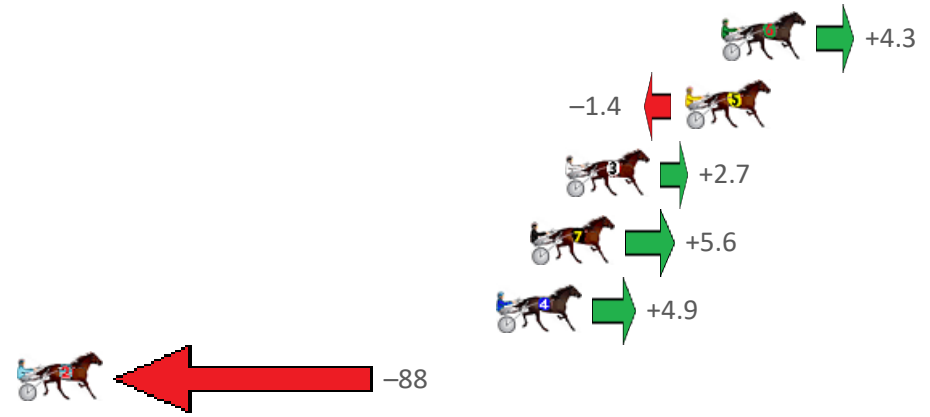
Gloucester Park Race 1 Distance 2130m

Wednesday, 8 November 2023

Gross Time: 2:35.00 MileRate: 1:57.10 LeadTime: 38.40s First Qtr: 30.20s Second Qtr: 30.40s Third Qtr: 28.10s Fourth Qtr: 27.90s

NoHorse	Plc	Mar	800 Posi	400 Posi	Time	3rd Qtr	4th Qtr
6 IDEAL MUSCLE	1	0.0m	4.3m (0)	4.3m (0)	2:35.00	28.10s	27.60s
5 ARMA BELIEVER	2	1.4m	0.0m (0)	0.0m (0)	2:35.10	28.10s	28.00s
3 PETES HONOUR	3	6.2m	8.9m (0)	8.3m (0)	2:35.45	28.06s	27.77s
7 WORLDS ABOVE	4	7.6m	13.2m (1)	5.2m (1)	2:35.56	27.54s	28.10s
4 ROX THE WORLD	5	8.9m	13.8m (0)	10.7m (1)	2:35.65	27.88s	27.81s
2 ITSOKTOBEGREY	6	219.7m	132.0m (0)	145.7m (0)	2:51.12	29.02s	33.88s

Finish Position and metres gained from 800m





PJ Harness Analyser

Sectional Analysis Software - Not just a formguide!

www.facebook.com/PJHarnessRacing



RISE Digital, Harness Racing Australia nor the provider accepts any responsibility for the completeness or accuracy of any of the information contained herein, and makes no representations about its suitability for any particular purpose. Users should make their own judgements about those matters and/or seek independent advice. You assume all risks associated with use of data provided on this page

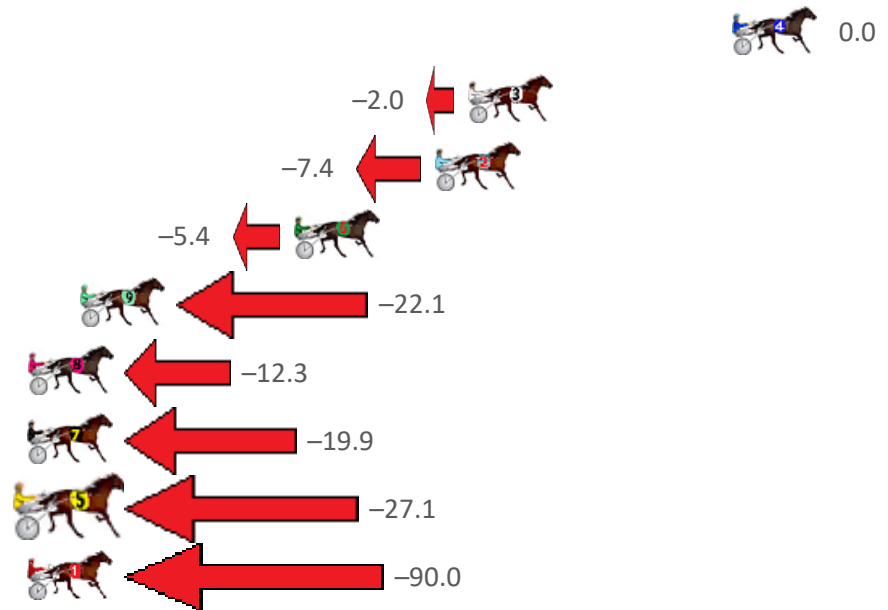
Gloucester Park Race 2 Distance 2130m

Wednesday, 8 November 2023

Gross Time: 2:37.70 MileRate: 1:59.20 LeadTime: 37.90s First Qtr: 31.50s Second Qtr: 29.80s Third Qtr: 29.50s Fourth Qtr: 29.00s

NoHorse	Plc	Mar	800 Posi	400 Posi	Time	3rd Qtr	4th Qtr
4 GET THE BOOTH	1	0.0m	0.0m (0)	0.0m (0)	2:37.70	29.50s	29.00s
3 PENTHOUSE	2	10.5m	8.5m (0)	8.5m (0)	2:38.50	29.50s	29.18s
2 SHES A DACTYL	3	11.8m	4.4m (0)	4.7m (0)	2:38.60	29.52s	29.56s
6 WHOOPSADAISY	4	17.4m	12.0m (0)	12.7m (0)	2:39.02	29.54s	29.40s
9 SOUNDS TREACHER	5	25.9m	3.8m (1)	8.3m (1)	2:39.67	29.82s	30.37s
8 WENDY MAY SUE	6	29.5m	17.2m (0)	19.3m (0)	2:39.94	29.64s	29.84s
7 JUSTMOREBLING	7	32.2m	12.3m (1)	14.9m (1)	2:40.15	29.68s	30.37s
5 QUEEN OF STARS	8	34.7m	7.6m (1)	11.3m (2)	2:40.34	29.76s	30.82s
1 JACKY DARLING	9	203.7m	113.7m (0)	134.8m (0)	2:53.20	30.96s	34.70s

Finish Position and metres gained from 800m





PJ Harness Analyser

Sectional Analysis Software - Not just a formguide!

www.facebook.com/PJHarnessRacing



RISE Digital, Harness Racing Australia nor the provider accepts any responsibility for the completeness or accuracy of any of the information contained herein, and makes no representations about its suitability for any particular purpose. Users should make their own judgements about those matters and/or seek independent advice. You assume all risks associated with use of data provided on this page

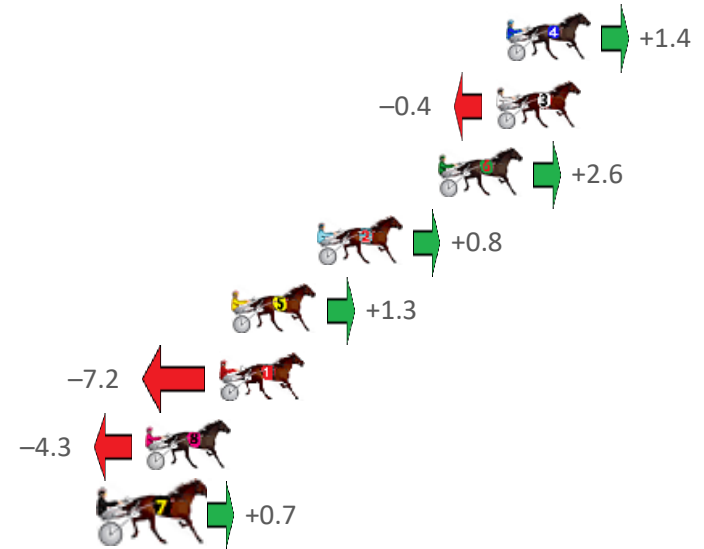
Gloucester Park Race 3 Distance 2130m

Wednesday, 8 November 2023

Gross Time: 2:38.70 MileRate: 1:59.90 LeadTime: 38.00s First Qtr: 31.80s Second Qtr: 30.90s Third Qtr: 29.00s Fourth Qtr: 29.00s

NoHorse	Plc	Mar	800 Posi	400 Posi	Time	3rd Qtr	4th Qtr
4 STAR GLANCE	1	0.0m	1.4m (1)	1.4m (1)	2:38.70	29.00s	28.90s
3 RECOVER LOVER	2	0.4m	0.0m (0)	0.0m (0)	2:38.73	29.00s	29.03s
6 LILLYROSE	3	2.7m	5.3m (1)	5.3m (1)	2:38.91	29.00s	28.82s
2 IMMACHULATE	4	7.5m	8.3m (0)	8.1m (0)	2:39.27	28.98s	28.99s
5 UNEARTHED	5	10.9m	12.2m (0)	11.9m (0)	2:39.53	28.98s	28.97s
1 CUTTING ROSES	6	11.4m	4.2m (0)	4.2m (0)	2:39.57	29.00s	29.57s
8 YANKEEDELIGHT	7	14.3m	10.0m (1)	9.7m (1)	2:39.79	28.98s	29.39s
7 SHES A LUCKY PENN	8	15.7m	16.4m (0)	15.8m (0)	2:39.89	28.96s	29.05s

Finish Position and metres gained from 800m





PJ Harness Analyser

Sectional Analysis Software - Not just a formguide!

www.facebook.com/PJHarnessRacing



RISE Digital, Harness Racing Australia nor the provider accepts any responsibility for the completeness or accuracy of any of the information contained herein, and makes no representations about its suitability for any particular purpose. Users should make their own judgements about those matters and/or seek independent advice. You assume all risks associated with use of data provided on this page

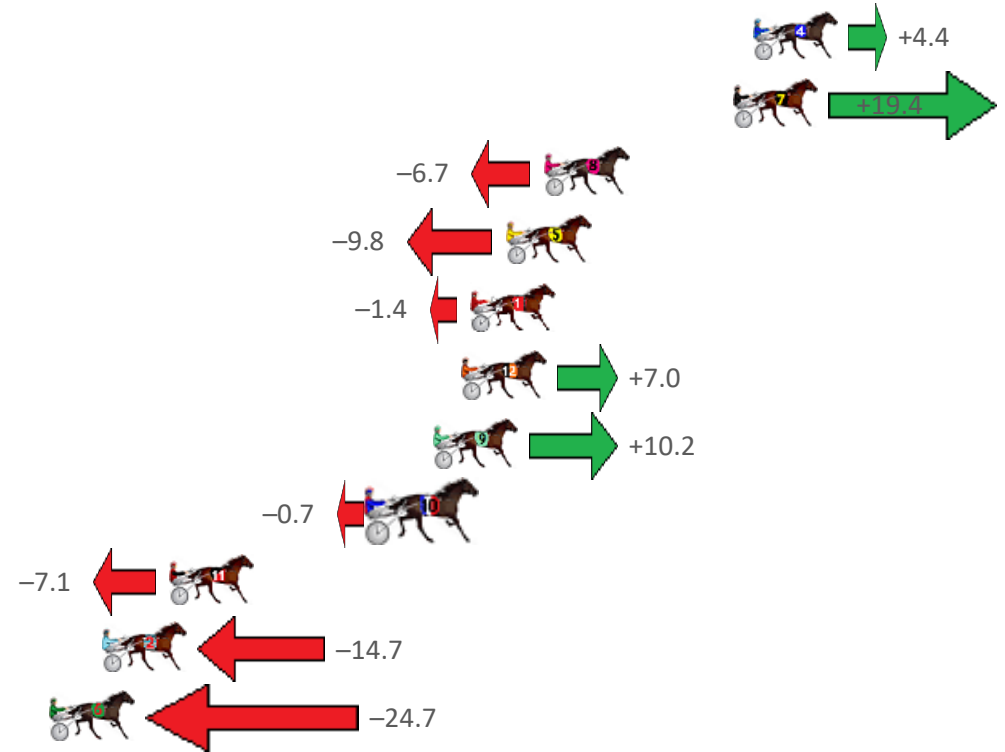
Gloucester Park Race 4 Distance 2130m

Wednesday, 8 November 2023

Gross Time: 2:37.30 MileRate: 1:58.80 LeadTime: 37.00s First Qtr: 29.10s Second Qtr: 29.50s Third Qtr: 29.60s Fourth Qtr: 32.10s

NoHorse	Plc	Mar	800 Posi	400 Posi	Time	3rd Qtr	4th Qtr
4 PASTER TEDESCO	1	0.0m	4.4m (0)	7.5m (0)	2:37.30	29.86s	31.52s
7 IM DRINKINDOUBLES	2	0.8m	20.2m (1)	13.0m (1)	2:37.37	29.12s	31.17s
8 HILARIOUS REIGN	3	8.3m	1.6m (1)	0.0m (1)	2:38.00	29.48s	32.80s
5 GALAXY WARRIOR	4	9.8m	0.0m (0)	1.0m (0)	2:38.12	29.68s	32.84s
1 STRAYLYA	5	11.2m	9.8m (0)	15.1m (0)	2:38.24	30.04s	31.88s
12 SUNPATRA	6	11.6m	18.6m (0)	29.5m (1)	2:38.27	30.50s	30.81s
9 EL AY EAGLE	7	12.7m	22.9m (0)	24.8m (2)	2:38.36	29.82s	31.26s
10 FARRIERS TROUBLE	8	14.9m	14.2m (0)	20.3m (0)	2:38.55	30.12s	31.79s
11 REG LAWSON	9	23.2m	16.1m (1)	23.2m (1)	2:39.24	30.20s	32.26s
2 RADIANT BAY	10	25.9m	11.2m (1)	18.5m (1)	2:39.47	30.20s	32.85s
6 STROMNESS	11	49.3m	24.6m (1)	36.3m (1)	2:41.43	30.58s	33.45s

Finish Position and metres gained from 800m





PJ Harness Analyser

Sectional Analysis Software - Not just a formguide!

www.facebook.com/PJHarnessRacing



RISE Digital, Harness Racing Australia nor the provider accepts any responsibility for the completeness or accuracy of any of the information contained herein, and makes no representations about its suitability for any particular purpose. Users should make their own judgements about those matters and/or seek independent advice. You assume all risks associated with use of data provided on this page


Gloucester Park Race 5 Distance 2130m

Wednesday, 8 November 2023

Gross Time: 2:36.20 MileRate: 1:58.00 LeadTime: 36.80s First Qtr: 31.20s Second Qtr: 30.10s Third Qtr: 28.70s Fourth Qtr: 29.40s

NoHorse	Plc	Mar	800 Posi	400 Posi	Time	3rd Qtr	4th Qtr
3 EYE BETTER	1	0.0m	0.0m (0)	0.0m (0)	2:36.20	28.70s	29.40s
5 YOU FLY WITH ME	2	6.2m	0.9m (1)	3.1m (1)	2:36.68	28.86s	29.66s
10 APOLOGIZE	3	8.8m	5.1m (0)	5.5m (0)	2:36.88	28.74s	29.68s
11 TEPELO STAR	4	23.2m	13.5m (0)	13.3m (0)	2:37.99	28.70s	30.23s
1 HAVE AGO JOE	5	24.2m	6.7m (1)	10.8m (1)	2:38.07	29.00s	30.48s
6 JILLIBY JAKE	6	25.0m	16.5m (2)	13.9m (3)	2:38.13	28.53s	30.32s
7 THE PARTY BOY	7	26.1m	17.7m (0)	17.7m (0)	2:38.21	28.72s	30.13s
12 HERE COMES SHARKI	8	26.6m	12.3m (2)	14.2m (2)	2:38.25	28.84s	30.43s
2 TENACIOUS GEORGE	9	32.3m	16.0m (1)	21.4m (1)	2:38.69	29.10s	30.35s
4 IMPRESSIVE SIGNS	10	34.9m	11.5m (1)	16.4m (1)	2:38.89	29.06s	30.91s
8 BETTOR MY DREAMZ	11	35.4m	21.6m (0)	23.3m (0)	2:38.93	28.84s	30.45s
9 THE BATMOBILE	12	38.7m	26.1m (0)	28.0m (0)	2:39.18	28.86s	30.36s

Finish Position and metres gained from 800m



PJ Harness Analyser

Sectional Analysis Software - Not just a formguide!

www.facebook.com/PJHarnessRacing

RISE Digital, Harness Racing Australia nor the provider accepts any responsibility for the completeness or accuracy of any of the information contained herein, and makes no representations about its suitability for any particular purpose. Users should make their own judgements about those matters and/or seek independent advice. You assume all risks associated with use of data provided on this page

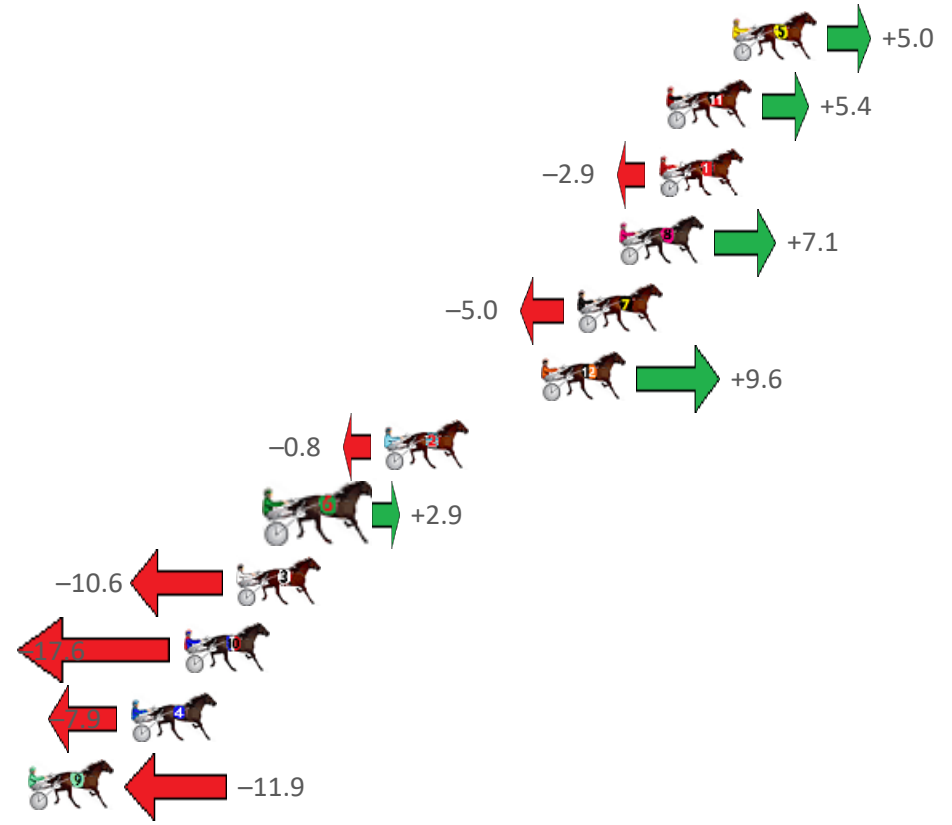
Gloucester Park Race 6 Distance 2130m

Wednesday, 8 November 2023

Gross Time: 2:37.80 MileRate: 1:59.20 LeadTime: 38.00s First Qtr: 30.80s Second Qtr: 29.90s Third Qtr: 29.10s Fourth Qtr: 30.00s

NoHorse	Plc	Mar	800 Posi	400 Posi	Time	3rd Qtr	4th Qtr
5 TORREVEAN AMY	1	0.0m	5.0m (1)	4.1m (2)	2:37.80	29.04s	29.70s
11 SISTER ACT	2	2.6m	8.0m (0)	6.6m (1)	2:38.00	29.00s	29.72s
1 CAPTAINS COTE	3	2.9m	0.0m (0)	0.0m (0)	2:38.03	29.10s	30.23s
8 FIREBALL FRIDAY	4	4.5m	11.6m (0)	11.2m (0)	2:38.15	29.08s	29.53s
7 ELSAMAY	5	6.1m	1.1m (1)	1.4m (1)	2:38.28	29.12s	30.38s
12 ICY WINDS	6	7.6m	17.2m (1)	15.3m (2)	2:38.40	28.98s	29.47s
2 MADDY MADDY	7	13.8m	13.0m (1)	13.4m (1)	2:38.88	29.14s	30.10s
6 STELLA MAJOR	8	18.1m	21.0m (1)	20.2m (1)	2:39.22	29.06s	29.94s
3 MONTEGO	9	19.7m	9.1m (1)	9.9m (2)	2:39.35	29.16s	30.82s
10 COURAGE OF LOMB	10	21.8m	4.2m (0)	4.6m (0)	2:39.51	29.14s	31.37s
4 BATAVIA STREAMLIN	11	23.9m	16.0m (0)	17.4m (0)	2:39.68	29.22s	30.60s
9 CHICA VALIENTE	12	29.6m	17.7m (2)	12.1m (3)	2:40.13	28.71s	31.44s

Finish Position and metres gained from 800m





PJ Harness Analyser

Sectional Analysis Software - Not just a formguide!

www.facebook.com/PJHarnessRacing



RISE Digital, Harness Racing Australia nor the provider accepts any responsibility for the completeness or accuracy of any of the information contained herein, and makes no representations about its suitability for any particular purpose. Users should make their own judgements about those matters and/or seek independent advice. You assume all risks associated with use of data provided on this page

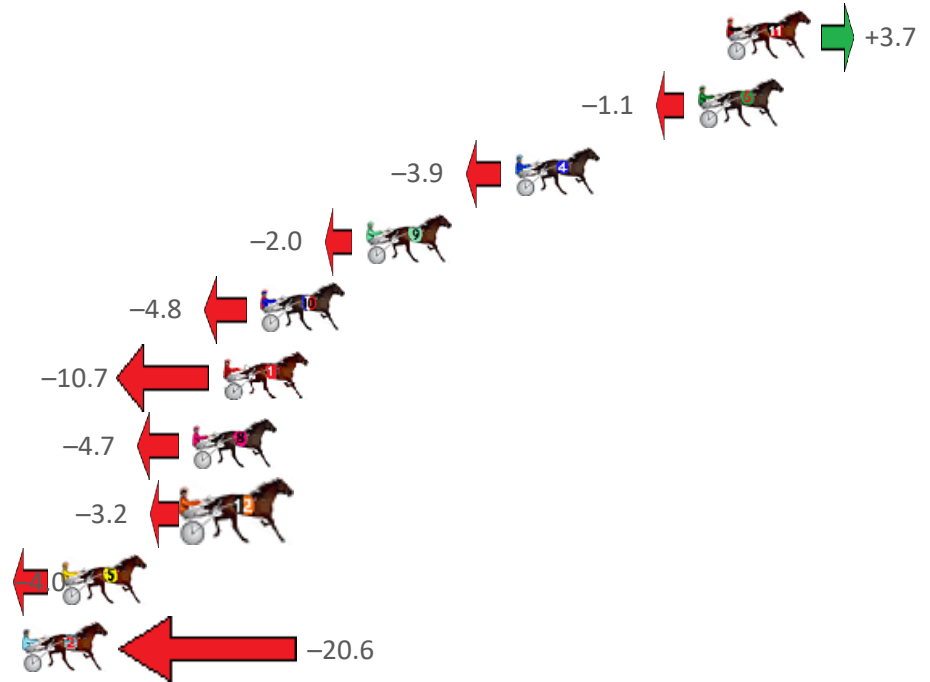
Gloucester Park Race 7 Distance 2130m

Wednesday, 8 November 2023

Gross Time: 2:36.90 MileRate: 1:58.60 LeadTime: 37.00s First Qtr: 31.80s Second Qtr: 30.60s Third Qtr: 28.70s Fourth Qtr: 28.80s

NoHorse	Plc	Mar	800 Posi	400 Posi	Time	3rd Qtr	4th Qtr
11 WALSH	1	0.0m	3.7m (1)	3.1m (1)	2:36.90	28.66s	28.58s
6 SHELL SHOCK	2	1.1m	0.0m (0)	0.0m (0)	2:36.98	28.70s	28.88s
4 ALLWOOD WIZARD	3	8.4m	4.5m (0)	4.5m (0)	2:37.54	28.70s	29.12s
9 DOCTOR STEVE	4	14.3m	12.3m (1)	11.8m (2)	2:37.98	28.66s	29.04s
10 STRIKE MASTER	5	18.5m	13.7m (0)	15.1m (0)	2:38.30	28.80s	29.12s
1 EUSTON FLYER	6	20.0m	9.3m (0)	10.6m (0)	2:38.41	28.80s	29.55s
8 CAPTAINS BEACHBA	7	21.2m	16.5m (1)	17.4m (1)	2:38.50	28.76s	29.16s
12 BEALAWYER	8	21.2m	18.0m (0)	19.0m (0)	2:38.50	28.78s	29.04s
5 POCKETFUL OF OPAL	9	26.4m	22.4m (0)	24.6m (0)	2:38.90	28.86s	29.04s
2 SEEKNYOUSHALLFIN	10	29.0m	8.4m (1)	9.3m (1)	2:39.09	28.76s	30.33s

Finish Position and metres gained from 800m





PJ Harness Analyser

Sectional Analysis Software - Not just a formguide!

www.facebook.com/PJHarnessRacing



RISE Digital, Harness Racing Australia nor the provider accepts any responsibility for the completeness or accuracy of any of the information contained herein, and makes no representations about its suitability for any particular purpose. Users should make their own judgements about those matters and/or seek independent advice. You assume all risks associated with use of data provided on this page

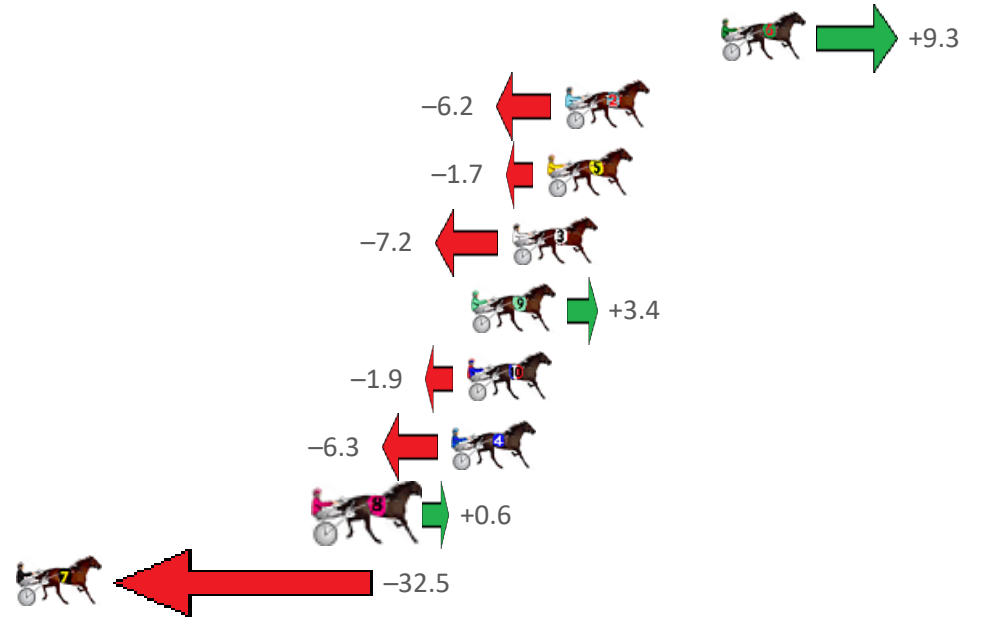
Gloucester Park Race 8 Distance 2536m

Wednesday, 8 November 2023

Gross Time: 3:09.10 MileRate: 2:00.00 LeadTime: 68.60s First Qtr: 31.00s Second Qtr: 30.60s Third Qtr: 29.60s Fourth Qtr: 29.30s

NoHorse	Plc	Mar	800 Posi	400 Posi	Time	3rd Qtr	4th Qtr
6 SOHO SANTORINI	1	0.0m	9.3m (1)	10.4m (1)	3:09.10	29.68s	28.54s
2 PER ARDUA AD ASTR	2	6.2m	0.0m (0)	0.0m (0)	3:09.58	29.60s	29.78s
5 BURGHLEY SHARD	3	6.9m	5.2m (1)	6.6m (1)	3:09.63	29.70s	29.35s
3 TRIPLE BRIE	4	8.3m	1.1m (1)	2.5m (1)	3:09.74	29.70s	29.76s
9 MISTER ARDEE	5	9.9m	13.3m (1)	14.5m (1)	3:09.86	29.68s	29.00s
10 TUX AND TAILS	6	10.1m	8.2m (0)	7.9m (0)	3:09.88	29.58s	29.50s
4 SOUND WAVE	7	10.7m	4.4m (0)	4.1m (0)	3:09.92	29.58s	29.82s
8 BROOKIES JET	8	15.7m	16.3m (0)	17.2m (0)	3:10.31	29.66s	29.25s
7 ALL AUSSIE MACH	9	44.7m	12.2m (0)	12.8m (0)	3:12.53	29.64s	31.79s

Finish Position and metres gained from 800m





PJ Harness Analyser

Sectional Analysis Software - Not just a formguide!

www.facebook.com/PJHarnessRacing



RISE Digital, Harness Racing Australia nor the provider accepts any responsibility for the completeness or accuracy of any of the information contained herein, and makes no representations about its suitability for any particular purpose. Users should make their own judgements about those matters and/or seek independent advice. You assume all risks associated with use of data provided on this page

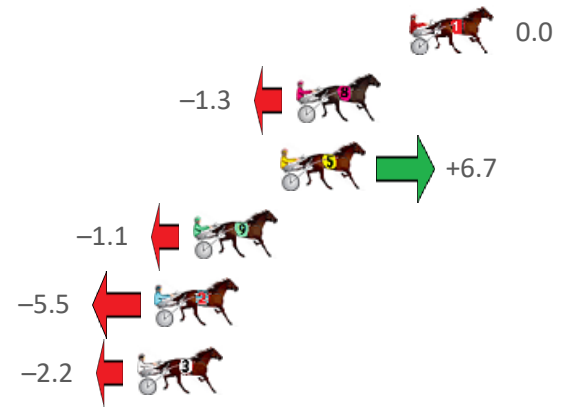
Gloucester Park Race 9 Distance 2130m

Wednesday, 8 November 2023

Gross Time: 2:37.80 MileRate: 1:59.20 LeadTime: 38.70s First Qtr: 32.10s Second Qtr: 30.60s Third Qtr: 28.00s Fourth Qtr: 28.40s

NoHorse	Plc	Mar	800 Posi	400 Posi	Time	3rd Qtr	4th Qtr
1 FRANCO MECCA	1	0.0m	0.0m (0)	0.0m (0)	2:37.80	28.00s	28.40s
8 LINEBACKER	2	4.5m	3.2m (1)	2.6m (1)	2:38.14	27.96s	28.55s
5 LOUCID DREAMS	3	5.1m	11.8m (1)	8.1m (2)	2:38.18	27.74s	28.22s
9 SHOOT THROUGH	4	8.6m	7.5m (1)	6.6m (1)	2:38.44	27.94s	28.58s
2 THE WILDCARD	5	10.1m	4.6m (0)	5.1m (0)	2:38.55	28.04s	28.79s
3 HUMDINGER	6	10.8m	8.6m (0)	9.4m (0)	2:38.61	28.06s	28.55s

Finish Position and metres gained from 800m





PJ Harness Analyser

Sectional Analysis Software - Not just a formguide!

www.facebook.com/PJHarnessRacing



RISE Digital, Harness Racing Australia nor the provider accepts any responsibility for the completeness or accuracy of any of the information contained herein, and makes no representations about its suitability for any particular purpose. Users should make their own judgements about those matters and/or seek independent advice. You assume all risks associated with use of data provided on this page