


Gloucester Park Race 1 Distance 2130m

Friday, 10 November 2023

Gross Time: 2:34.10 MileRate: 1:56.50 LeadTime: 37.00s First Qtr: 30.90s Second Qtr: 30.20s Third Qtr: 28.20s Fourth Qtr: 27.80s

NoHorse	Plc	Mar	800 Posi	400 Posi	Time	3rd Qtr	4th Qtr
6 HOTLY PURSUED	1	0.0m	0.0m (0)	0.0m (0)	2:34.10	28.20s	27.80s
8 SKYLORD	2	5.7m	2.6m (1)	4.3m (1)	2:34.52	28.32s	27.91s
1 CROWD CONTROL	3	8.2m	4.6m (0)	4.3m (0)	2:34.70	28.18s	28.10s
2 FRISKY STYX	4	11.3m	9.1m (0)	8.3m (0)	2:34.93	28.14s	28.05s
4 HEZ ALL THE RAGE	5	17.2m	6.9m (1)	8.9m (1)	2:35.36	28.34s	28.44s
5 BARBADOS	6	17.7m	11.4m (1)	12.7m (1)	2:35.39	28.28s	28.21s
3 THE BEAUDSTER	7	18.9m	14.0m (0)	12.9m (0)	2:35.48	28.12s	28.28s
7 CHIVALRY	8	22.9m	15.7m (1)	10.1m (2)	2:35.77	27.80s	28.77s
9 FESS UP	9	23.3m	19.7m (0)	14.4m (2)	2:35.80	27.82s	28.50s

Finish Position and metres gained from 800m



PJ Harness Analyser

Sectional Analysis Software – Not just a formguide!

www.facebook.com/PJHarnessRacing



RISE Digital, Harness Racing Australia nor the provider accepts any responsibility for the completeness or accuracy of any of the information contained herein, and makes no representations about its suitability for any particular purpose. Users should make their own judgements about those matters and/or seek independent advice. You assume all risks associated with use of data provided on this page

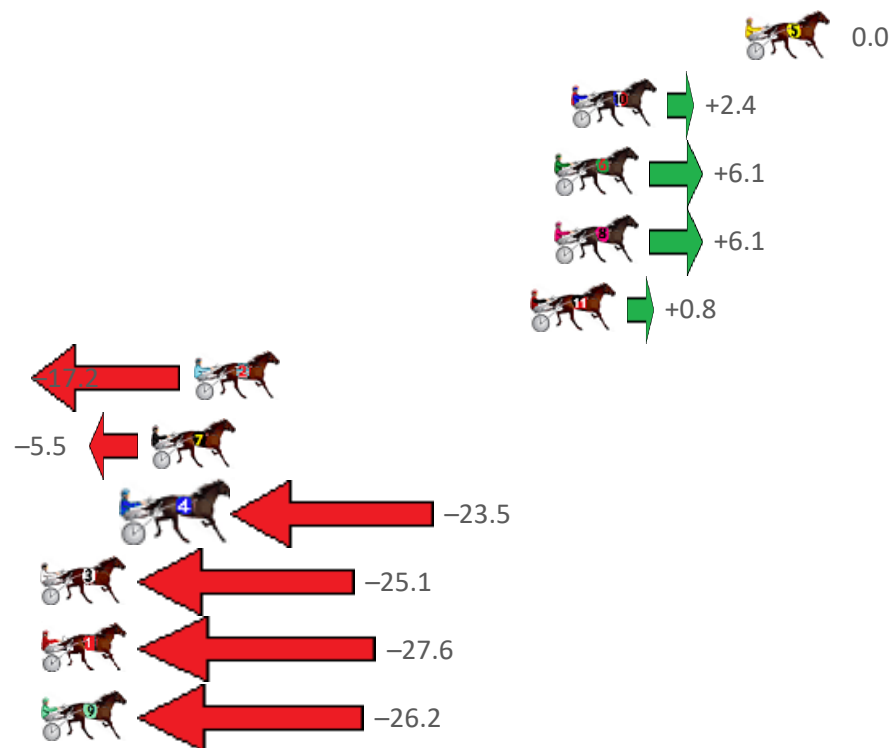
Gloucester Park Race 2 Distance 2130m

Friday, 10 November 2023

Gross Time: 2:32.40 MileRate: 1:55.20 LeadTime: 35.70s First Qtr: 28.60s Second Qtr: 29.40s Third Qtr: 29.30s Fourth Qtr: 29.40s

NoHorse	Plc	Mar	800 Posi	400 Posi	Time	3rd Qtr	4th Qtr
5 HILLVIEW BONDI	1	0.0m	0.0m (0)	0.0m (0)	2:32.40	29.30s	29.40s
10 STREET HAWK	2	6.9m	9.3m (2)	2.0m (1)	2:32.93	28.76s	29.79s
6 MASTER PUBLISHER	3	7.6m	13.7m (1)	6.1m (2)	2:32.99	28.74s	29.54s
8 TIGER ROYAL	4	7.6m	13.7m (0)	14.6m (1)	2:32.99	29.36s	28.92s
11 FLOEWITER	5	8.5m	9.3m (1)	10.2m (2)	2:33.06	29.36s	29.31s
2 COOPER	6	21.9m	4.7m (0)	7.1m (0)	2:34.09	29.48s	30.57s
7 PAROQUET	7	23.6m	18.1m (1)	14.0m (2)	2:34.22	29.00s	30.20s
4 FLEUR DU MAQUIS	8	24.3m	0.8m (1)	6.6m (1)	2:34.27	29.72s	30.79s
3 CLOUD NINE	9	30.3m	5.2m (1)	11.0m (1)	2:34.74	29.72s	30.93s
1 WILLIAM GEES LEGA	10	36.9m	9.3m (0)	13.7m (0)	2:35.24	29.62s	31.24s
9 INFINITE SIGN	11	44.6m	18.4m (0)	22.5m (0)	2:35.84	29.60s	31.20s

Finish Position and metres gained from 800m



PJ Harness Analyser

Sectional Analysis Software – Not just a formguide!

www.facebook.com/PJHarnessRacing



RISE Digital, Harness Racing Australia nor the provider accepts any responsibility for the completeness or accuracy of any of the information contained herein, and makes no representations about its suitability for any particular purpose. Users should make their own judgements about those matters and/or seek independent advice. You assume all risks associated with use of data provided on this page

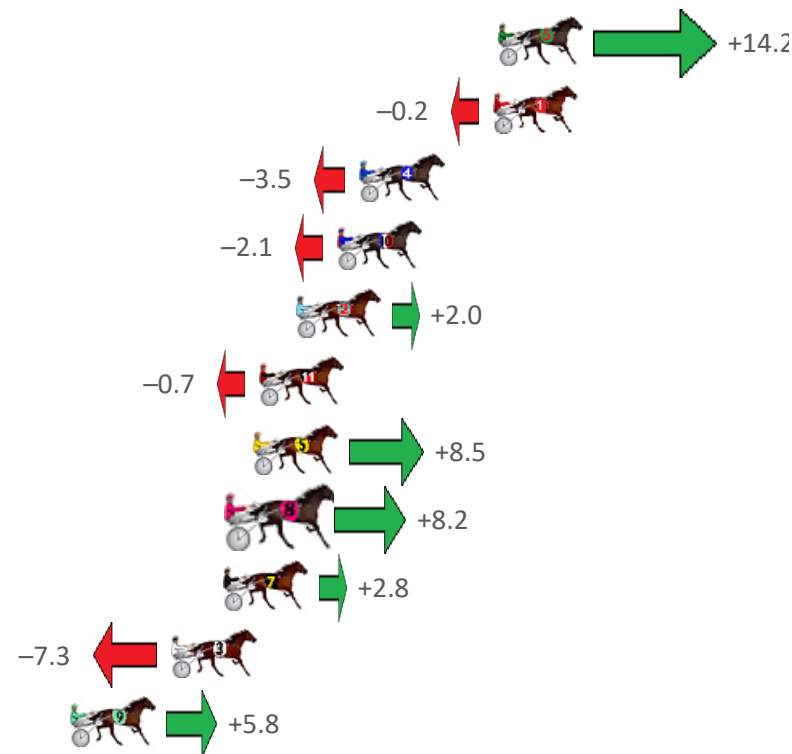
Gloucester Park Race 3 Distance 2130m

Friday, 10 November 2023

Gross Time: 2:34.60 MileRate: 1:56.80 LeadTime: 37.20s First Qtr: 30.50s Second Qtr: 29.20s Third Qtr: 28.30s Fourth Qtr: 29.40s

NoHorse	Plc	Mar	800 Posi	400 Posi	Time	3rd Qtr	4th Qtr
6 EL CHEMA	1	0.0m	14.2m (1)	15.4m (1)	2:34.60	28.40s	28.30s
1 WHOS THE DAD	2	0.2m	0.0m (0)	0.0m (0)	2:34.62	28.30s	29.42s
4 MAJOR PERRY	3	5.5m	2.0m (1)	3.1m (1)	2:35.02	28.38s	29.60s
10 WHATABRO	4	6.4m	4.3m (0)	4.8m (0)	2:35.09	28.34s	29.55s
2 SUGAR STREET	5	8.0m	10.0m (1)	11.5m (1)	2:35.22	28.42s	29.19s
11 AMERICAN BULLITT	6	9.5m	8.8m (0)	10.3m (0)	2:35.33	28.42s	29.39s
5 THE CODE BREAKER	7	9.7m	18.2m (1)	16.0m (2)	2:35.35	28.16s	29.00s
8 ROCKNROLL ELLIOT	8	10.3m	18.5m (0)	19.3m (0)	2:35.39	28.38s	28.81s
7 GETN WIGGY WITHIT	9	10.9m	13.7m (0)	14.8m (0)	2:35.44	28.40s	29.18s
3 IMA FIVESTAR GENE	10	13.0m	5.7m (1)	7.3m (1)	2:35.60	28.42s	29.88s
9 JASPERVELLABEACH	11	17.0m	22.8m (0)	24.3m (0)	2:35.91	28.44s	28.97s

Finish Position and metres gained from 800m



PJ Harness Analyser
Sectional Analysis Software – Not just a formguide!

www.facebook.com/PJHarnessRacing



RISE Digital, Harness Racing Australia nor the provider accepts any responsibility for the completeness or accuracy of any of the information contained herein, and makes no representations about its suitability for any particular purpose. Users should make their own judgements about those matters and/or seek independent advice. You assume all risks associated with use of data provided on this page

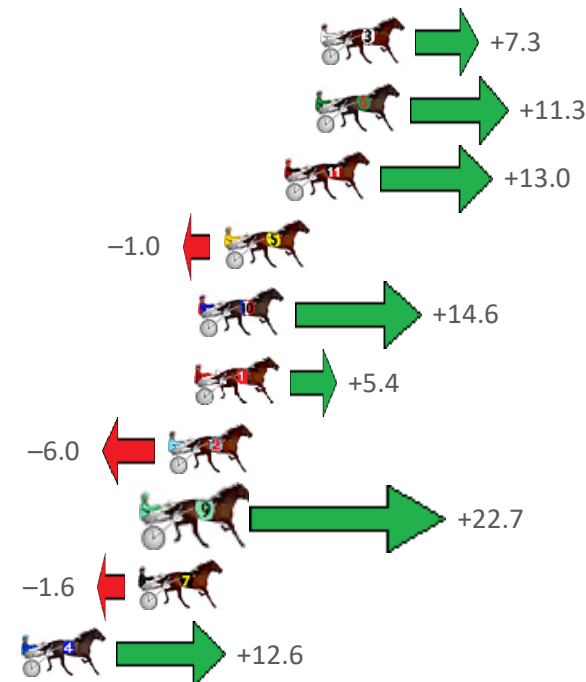
Gloucester Park Race 4 Distance 2130m

Friday, 10 November 2023

Gross Time: 2:35.50 MileRate: 1:57.50 LeadTime: 36.40s First Qtr: 31.10s Second Qtr: 29.80s Third Qtr: 28.60s Fourth Qtr: 29.60s

NoHorse	Plc	Mar	800 Posi	400 Posi	Time	3rd Qtr	4th Qtr
3 GALACTIC STAR	1	0.0m	7.3m (1)	5.6m (2)	2:35.50	28.48s	29.20s
6 PATRONUS STAR	2	0.2m	11.5m (1)	9.2m (3)	2:35.52	28.44s	28.95s
11 ARMA EINSTEIN	3	1.4m	14.4m (0)	12.5m (0)	2:35.61	28.48s	28.81s
5 JETT STAR	4	3.8m	2.8m (1)	1.7m (1)	2:35.79	28.52s	29.77s
10 CORDERO	5	4.8m	19.4m (0)	18.3m (0)	2:35.87	28.54s	28.65s
1 FASTER THAN DAD	6	5.0m	10.4m (0)	9.4m (2)	2:35.89	28.54s	29.31s
2 THE MUSTANG	7	6.0m	0.0m (0)	0.0m (0)	2:35.97	28.60s	30.07s
9 THOMSON BAY	8	6.6m	29.3m (0)	23.8m (0)	2:36.01	28.24s	28.39s
7 TALKS UP A STORM	9	7.2m	5.6m (0)	5.6m (1)	2:36.06	28.60s	29.76s
4 BABYFACE ADDA	10	11.9m	24.5m (0)	19.7m (1)	2:36.42	28.28s	29.10s

Finish Position and metres gained from 800m



PJ Harness Analyser

Sectional Analysis Software – Not just a formguide!

www.facebook.com/PJHarnessRacing



RISE Digital, Harness Racing Australia nor the provider accepts any responsibility for the completeness or accuracy of any of the information contained herein, and makes no representations about its suitability for any particular purpose. Users should make their own judgements about those matters and/or seek independent advice. You assume all risks associated with use of data provided on this page

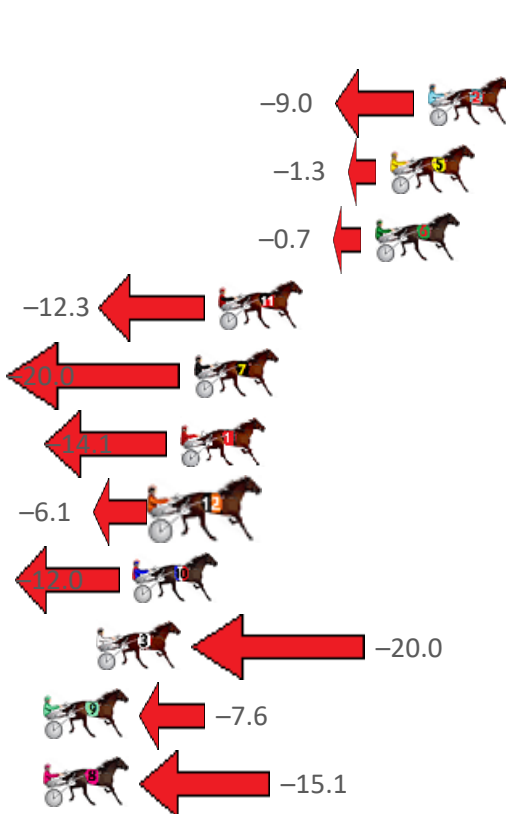
Gloucester Park Race 5 Distance 2536m

Friday, 10 November 2023

Gross Time: 3:03.20 MileRate: 1:56.30 LeadTime: 66.60s First Qtr: 30.20s Second Qtr: 29.20s Third Qtr: 28.60s Fourth Qtr: 28.60s

NoHorse	Plc	Mar	800 Posi	400 Posi	Time	3rd Qtr	4th Qtr
4 MAGNIFICENT STOR	1	0.0m	0.0m (0)	0.0m (0)	3:03.20	28.60s	28.60s
2 JUMPINGJACKMAC	2	12.7m	3.7m (0)	4.5m (0)	3:04.15	28.66s	29.23s
5 MINSTREL	3	14.2m	12.9m (1)	11.3m (1)	3:04.27	28.48s	28.86s
6 VALENTINES BROOK	4	14.8m	14.1m (2)	8.2m (2)	3:04.31	28.18s	29.13s
11 STEEL THE SHOW	5	21.0m	8.7m (2)	4.3m (2)	3:04.78	28.28s	29.87s
7 TENZING BROMAC	6	22.0m	2.0m (1)	3.1m (1)	3:04.85	28.68s	30.03s
1 LOYALIST	7	22.5m	8.4m (0)	9.6m (0)	3:04.89	28.68s	29.61s
12 WILDWEST	8	23.3m	17.2m (0)	18.3m (0)	3:04.95	28.68s	29.05s
10 PRINCE OF PLEASUR	9	24.4m	12.4m (0)	14.4m (0)	3:05.03	28.74s	29.41s
3 DIEGO	10	25.9m	5.9m (1)	7.4m (1)	3:05.15	28.70s	30.02s
9 MIGHTY RONALDO	11	28.7m	21.1m (0)	20.3m (1)	3:05.36	28.54s	29.31s
8 HIMSELF	12	33.7m	18.6m (1)	16.4m (1)	3:05.73	28.44s	29.97s

Finish Position and metres gained from 800m



PJ Harness Analyser

Sectional Analysis Software – Not just a formguide!

www.facebook.com/PJHarnessRacing



RISE Digital, Harness Racing Australia nor the provider accepts any responsibility for the completeness or accuracy of any of the information contained herein, and makes no representations about its suitability for any particular purpose. Users should make their own judgements about those matters and/or seek independent advice. You assume all risks associated with use of data provided on this page

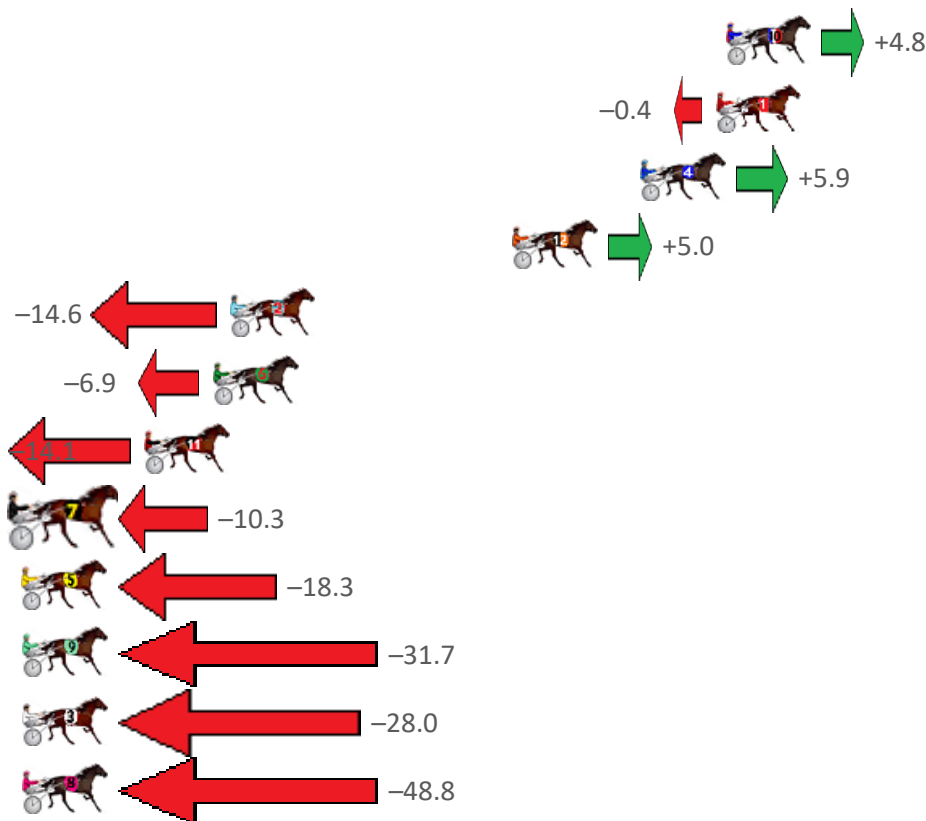
Gloucester Park Race 6 Distance 2130m

Friday, 10 November 2023

Gross Time: 2:34.30 MileRate: 1:56.50 LeadTime: 36.60s First Qtr: 29.50s Second Qtr: 30.50s Third Qtr: 28.60s Fourth Qtr: 29.10s

NoHorse	Plc	Mar	800 Posi	400 Posi	Time	3rd Qtr	4th Qtr
10 BEYOND THE SEA	1	0.0m	4.8m (0)	4.2m (0)	2:34.30	28.56s	28.80s
1 WONDERFUL TO FLY	2	0.4m	0.0m (0)	0.0m (0)	2:34.33	28.60s	29.13s
4 BORN TO BOOGIE	3	3.4m	9.3m (1)	9.8m (1)	2:34.56	28.64s	28.66s
12 STENO	4	8.5m	13.5m (1)	14.0m (1)	2:34.95	28.64s	28.75s
2 AMERICAN ARMA	5	19.7m	5.1m (1)	5.4m (2)	2:35.80	28.62s	30.22s
6 DONTBESILLYCHILLI	6	20.4m	13.5m (0)	12.8m (0)	2:35.86	28.56s	29.74s
11 THREE RUMOURS	7	23.1m	9.0m (0)	7.8m (0)	2:36.06	28.52s	30.30s
7 SIMPLY SHAZ	8	28.0m	17.7m (1)	18.2m (1)	2:36.44	28.64s	29.94s
5 STORMYSKYES	9	33.2m	14.9m (2)	18.2m (2)	2:36.83	28.84s	30.33s
9 CYCLONE CHARLOTT	10	41.8m	10.1m (2)	6.5m (3)	2:37.49	28.35s	31.83s
3 MY PRAYER	11	47.1m	19.1m (0)	25.1m (0)	2:37.90	29.04s	30.90s
8 TAKING THE MIKI	12	49.7m	0.9m (1)	3.4m (1)	2:38.09	28.78s	32.65s

Finish Position and metres gained from 800m



PJ Harness Analyser

Sectional Analysis Software - Not just a formguide!

www.facebook.com/PJHarnessRacing



RISE Digital, Harness Racing Australia nor the provider accepts any responsibility for the completeness or accuracy of any of the information contained herein, and makes no representations about its suitability for any particular purpose. Users should make their own judgements about those matters and/or seek independent advice. You assume all risks associated with use of data provided on this page


Gloucester Park Race 7 Distance 2130m

Friday, 10 November 2023

Gross Time: 2:40.20 MileRate: 2:01.10 LeadTime: 40.30s First Qtr: 32.90s Second Qtr: 31.50s Third Qtr: 27.50s Fourth Qtr: 28.00s

NoHorse	Plc	Mar	800 Posi	400 Posi	Time	3rd Qtr	4th Qtr
6 HOPPYS WAY	1	0.0m	2.9m (1)	0.0m (1)	2:40.20	27.30s	28.00s
3 MR FANTASTIC	2	1.6m	7.0m (1)	4.6m (1)	2:40.32	27.34s	27.80s
1 DISCO UNDER FIRE	3	2.2m	4.4m (0)	4.9m (0)	2:40.36	27.54s	27.82s
2 FIREROCKFIREROLL	4	2.7m	0.0m (0)	0.3m (0)	2:40.40	27.52s	28.18s
10 TROOPINGOFTHECO	5	9.4m	8.5m (0)	9.3m (0)	2:40.89	27.56s	28.05s
9 MACHNIFICENT	6	10.7m	19.0m (2)	17.1m (2)	2:40.99	27.38s	27.61s
4 AMAZING AMERICA	7	13.1m	13.8m (0)	12.8m (1)	2:41.16	27.44s	28.08s
7 JUSTLIKE TURBO	8	17.5m	18.4m (0)	20.9m (0)	2:41.49	27.68s	27.85s
5 ACUTO	9	17.5m	16.7m (1)	22.9m (2)	2:41.49	27.94s	27.71s
11 MACHLANI	10	19.0m	11.7m (1)	20.6m (1)	2:41.60	28.12s	27.98s
8 ROCKABALL	11	20.3m	23.7m (2)	25.8m (0)	2:41.69	27.66s	27.72s

Finish Position and metres gained from 800m



PJ Harness Analyser
Sectional Analysis Software – Not just a formguide!

www.facebook.com/PJHarnessRacing



RISE Digital, Harness Racing Australia nor the provider accepts any responsibility for the completeness or accuracy of any of the information contained herein, and makes no representations about its suitability for any particular purpose. Users should make their own judgements about those matters and/or seek independent advice. You assume all risks associated with use of data provided on this page

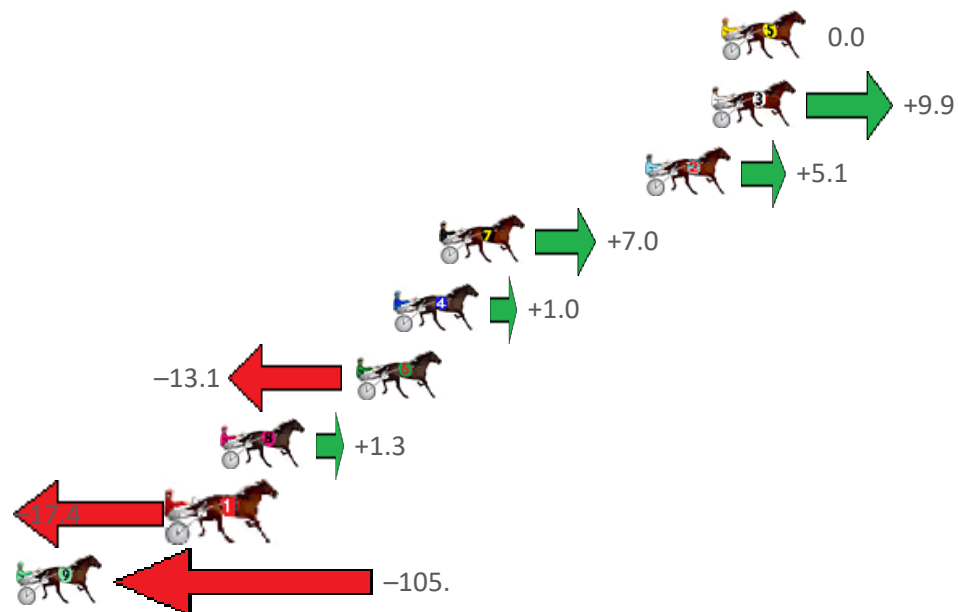
Gloucester Park Race 8 Distance 2130m

Friday, 10 November 2023

Gross Time: 2:36.00 MileRate: 1:57.80 LeadTime: 36.20s First Qtr: 32.00s Second Qtr: 28.80s Third Qtr: 29.10s Fourth Qtr: 29.90s

NoHorse	Plc	Mar	800 Posi	400 Posi	Time	3rd Qtr	4th Qtr
5 FLYING RUMOUR	1	0.0m	0.0m (0)	0.0m (0)	2:36.00	29.10s	29.90s
3 BEE JAYS BOY	2	0.4m	10.3m (1)	8.2m (2)	2:36.03	28.96s	29.33s
2 GEE SMITH	3	3.0m	8.1m (0)	3.0m (1)	2:36.24	28.74s	29.91s
7 ELWADDELL	4	11.2m	18.2m (0)	14.8m (2)	2:36.88	28.88s	29.69s
4 YANKEE LINCOLN	5	13.0m	14.0m (0)	13.7m (1)	2:37.02	29.10s	29.92s
6 RAMBO RABBIT	6	14.5m	1.4m (1)	6.9m (1)	2:37.14	29.50s	30.53s
8 HIGH PRICE	7	19.9m	21.2m (1)	19.4m (0)	2:37.56	29.00s	30.04s
1 NAME IN LIGHTS	8	21.6m	4.2m (0)	6.8m (0)	2:37.69	29.30s	31.09s
9 BLAZE COOPS	9	111.6m	6.4m (1)	29.2m (1)	2:44.74	30.78s	36.50s

Finish Position and metres gained from 800m



PJ Harness Analyser

Sectional Analysis Software – Not just a formguide!

www.facebook.com/PJHarnessRacing



RISE Digital, Harness Racing Australia nor the provider accepts any responsibility for the completeness or accuracy of any of the information contained herein, and makes no representations about its suitability for any particular purpose. Users should make their own judgements about those matters and/or seek independent advice. You assume all risks associated with use of data provided on this page

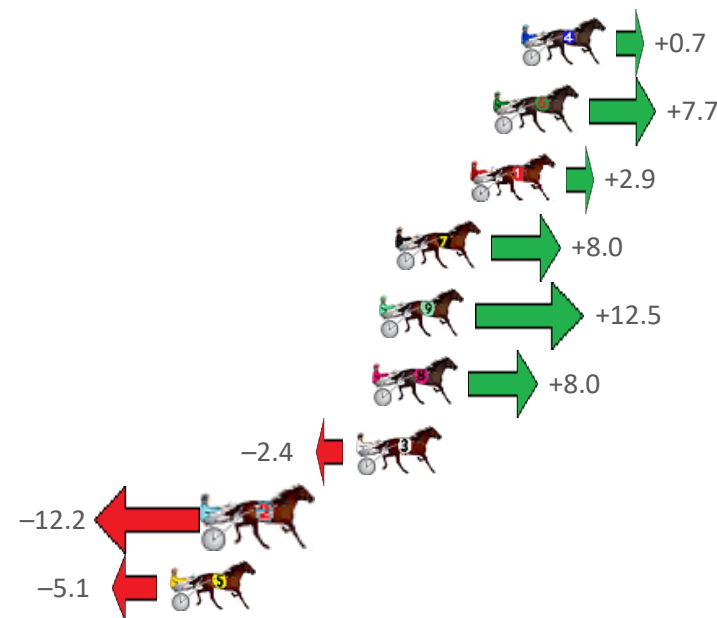
Gloucester Park Race 9 Distance 1730m

Friday, 10 November 2023

Gross Time: 2:05.80 MileRate: 1:57.00 LeadTime: 7.80s First Qtr: 29.20s Second Qtr: 31.80s Third Qtr: 28.70s Fourth Qtr: 28.30s

NoHorse	Plc	Mar	800 Posi	400 Posi	Time	3rd Qtr	4th Qtr
4 LUSAKA	1	0.0m	0.7m (1)	0.0m (1)	2:05.80	28.65s	28.30s
6 ROCKMYSTER	2	1.1m	8.8m (1)	7.9m (1)	2:05.88	28.63s	27.82s
1 FRANCO WESTERN	3	2.0m	4.9m (1)	4.0m (1)	2:05.95	28.63s	28.17s
7 ME FLASH	4	5.0m	13.0m (0)	13.5m (0)	2:06.17	28.73s	27.71s
9 MY ULTIMATE BAXTE	5	5.6m	18.1m (1)	15.8m (1)	2:06.22	28.53s	27.60s
8 BELLEZZA NERA	6	5.9m	13.9m (1)	12.1m (1)	2:06.24	28.57s	27.88s
3 DARDY BOY	7	6.5m	4.1m (0)	4.2m (0)	2:06.28	28.71s	28.49s
2 ULTIMATE ROCKER	8	12.2m	0.0m (0)	0.3m (0)	2:06.71	28.72s	29.19s
5 GORDON	9	13.9m	8.8m (0)	9.9m (0)	2:06.83	28.77s	28.64s

Finish Position and metres gained from 800m



PJ Harness Analyser

Sectional Analysis Software – Not just a formguide!

www.facebook.com/PJHarnessRacing



RISE Digital, Harness Racing Australia nor the provider accepts any responsibility for the completeness or accuracy of any of the information contained herein, and makes no representations about its suitability for any particular purpose. Users should make their own judgements about those matters and/or seek independent advice. You assume all risks associated with use of data provided on this page

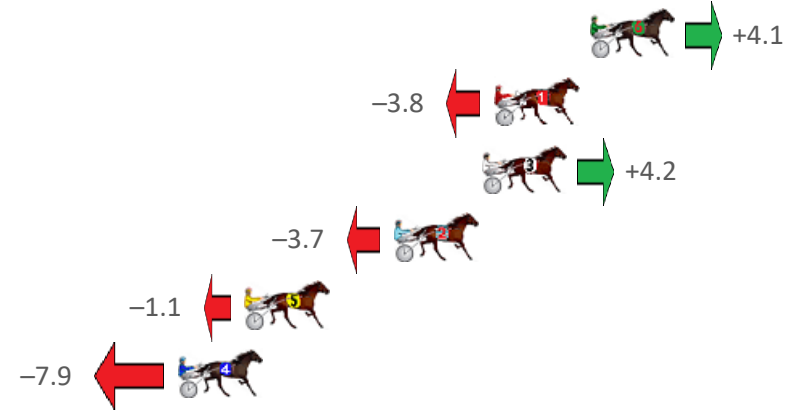
Gloucester Park Race 10 Distance 2130m

Friday, 10 November 2023

Gross Time: 2:37.20 MileRate: 1:58.80 LeadTime: 37.10s First Qtr: 31.30s Second Qtr: 30.60s Third Qtr: 29.40s Fourth Qtr: 28.80s

NoHorse	Plc	Mar	800 Posi	400 Posi	Time	3rd Qtr	4th Qtr
6 XCEPTIONAL ARMA	1	0.0m	4.1m (1)	1.1m (1)	2:37.20	29.18s	28.72s
1 DOUSEEME	2	3.8m	0.0m (0)	0.0m (0)	2:37.49	29.40s	29.09s
3 TAXI IT IS	3	4.3m	8.5m (0)	8.9m (0)	2:37.53	29.42s	28.49s
2 RELATIVELY ARMA	4	7.8m	4.1m (0)	5.3m (0)	2:37.79	29.48s	29.01s
5 MISS SHAHJA	5	13.7m	12.6m (0)	9.3m (1)	2:38.24	29.15s	29.16s
4 HEARTOFAHLIA	6	16.4m	8.5m (1)	5.3m (1)	2:38.44	29.16s	29.66s

Finish Position and metres gained from 800m







Harness Analyser

Sectional Analysis Software – Not just a formguide!

www.facebook.com/PJHarnessRacing



RISE Digital, Harness Racing Australia nor the provider accepts any responsibility for the completeness or accuracy of any of the information contained herein, and makes no representations about its suitability for any particular purpose. Users should make their own judgements about those matters and/or seek independent advice. You assume all risks associated with use of data provided on this page