

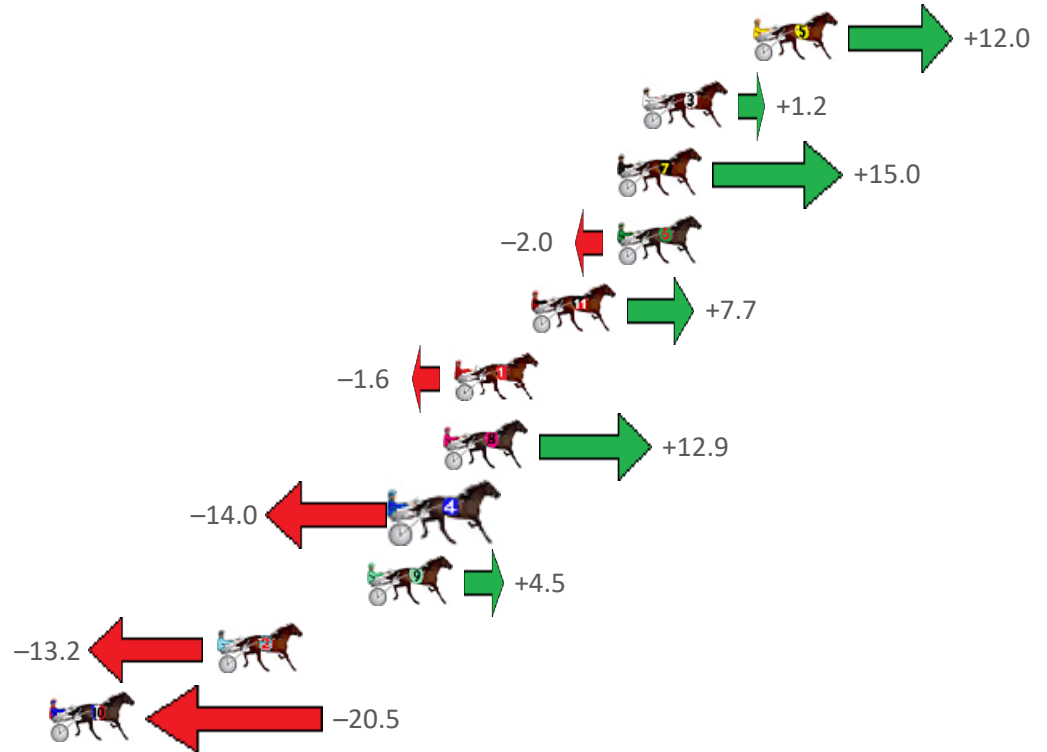
Gloucester Park Race 1 Distance 1730m

Tuesday, 14 November 2023

Gross Time: 2:04.10 MileRate: 1:55.40 LeadTime: 7.10s First Qtr: 27.80s Second Qtr: 30.70s Third Qtr: 28.80s Fourth Qtr: 29.70s

NoHorse	Plc	Mar	800 Posi	400 Posi	Time	3rd Qtr	4th Qtr
5 MY CAPTAIN MY CAP	1	0.0m	12.0m (1)	4.5m (2)	2:04.10	28.26s	29.38s
3 TRAVELBAN	2	4.4m	5.6m (0)	6.4m (1)	2:04.44	28.86s	29.58s
7 FLASHING ARK	3	5.4m	20.4m (1)	9.4m (2)	2:04.52	28.02s	29.44s
6 UNLUCKY	4	5.4m	3.4m (1)	2.0m (1)	2:04.52	28.70s	29.98s
11 RONALD SCOTT	5	8.8m	16.5m (1)	14.9m (2)	2:04.78	28.70s	29.30s
1 QUIGGLEY	6	11.9m	10.3m (0)	11.0m (0)	2:05.03	28.86s	29.83s
8 THORIUM ENERGY	7	12.3m	25.2m (0)	24.2m (1)	2:05.06	28.76s	28.90s
4 BRODIE BOY	8	14.0m	0.0m (0)	0.0m (0)	2:05.19	28.80s	30.79s
9 SPINNER OF YARNS	9	15.3m	19.8m (0)	19.3m (1)	2:05.29	28.78s	29.49s
2 BALINGUP BOY	10	21.3m	8.1m (1)	11.0m (1)	2:05.76	29.02s	30.56s
10 FEELING EMPATHY	11	35.6m	15.1m (0)	19.5m (0)	2:06.87	29.14s	31.05s

Finish Position and metres gained from 800m



PJ Harness Analyser

Sectional Analysis Software - Not just a formguide!

www.facebook.com/PJHarnessRacing

RISE Digital, Harness Racing Australia nor the provider accepts any responsibility for the completeness or accuracy of any of the information contained herein, and makes no representations about its suitability for any particular purpose. Users should make their own judgements about those matters and/or seek independent advice. You assume all risks associated with use of data provided on this page


Gloucester Park Race 2 Distance 2130m

Tuesday, 14 November 2023

Gross Time: 2:36.60 MileRate: 1:58.30 LeadTime: 36.40s First Qtr: 30.70s Second Qtr: 30.30s Third Qtr: 29.30s Fourth Qtr: 29.90s

NoHorse	Plc	Mar	800 Posi	400 Posi	Time	3rd Qtr	4th Qtr
5 ALLWOOD WIZARD	1	0.0m	8.2m (0)	8.2m (0)	2:36.60	29.30s	29.30s
6 CAPTAINS BEACHBA	2	0.4m	12.4m (0)	12.5m (0)	2:36.63	29.32s	29.01s
8 SHELL SHOCK	3	0.8m	5.5m (1)	6.0m (1)	2:36.66	29.34s	29.52s
2 YOU FLY WITH ME	4	4.0m	0.8m (1)	1.4m (1)	2:36.91	29.34s	30.11s
3 HESACHARMER	5	5.7m	4.1m (0)	3.8m (0)	2:37.05	29.28s	30.07s
1 CRY HAVOC	6	5.8m	0.0m (0)	0.0m (0)	2:37.05	29.30s	30.35s
4 SONIC CHIP	7	27.2m	9.9m (1)	12.3m (1)	2:38.73	29.48s	31.13s
7 LETS ROCK TONIGHT	8	33.0m	17.9m (0)	20.7m (0)	2:39.18	29.52s	30.96s

Finish Position and metres gained from 800m





PJ Harness Analyser

Sectional Analysis Software - Not just a formguide!

www.facebook.com/PJHarnessRacing



RISE Digital, Harness Racing Australia nor the provider accepts any responsibility for the completeness or accuracy of any of the information contained herein, and makes no representations about its suitability for any particular purpose. Users should make their own judgements about those matters and/or seek independent advice. You assume all risks associated with use of data provided on this page

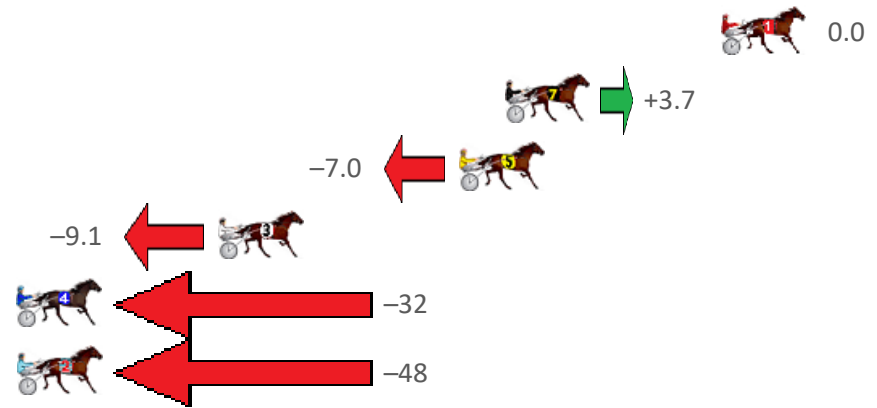
Gloucester Park Race 3 Distance 2130m

Tuesday, 14 November 2023

Gross Time: 2:33.40 MileRate: 1:55.90 LeadTime: 37.40s First Qtr: 30.10s Second Qtr: 29.30s Third Qtr: 28.70s Fourth Qtr: 27.90s

NoHorse	Plc	Mar	800 Posi	400 Posi	Time	3rd Qtr	4th Qtr
1 FIVE BANGLES	1	0.0m	0.0m (0)	0.0m (0)	2:33.40	28.70s	27.90s
7 IM THEMIGHTYLUCY	2	8.6m	12.3m (1)	14.6m (2)	2:34.03	28.84s	27.51s
5 SISTA SAMMY	3	10.4m	3.4m (1)	4.0m (1)	2:34.16	28.74s	28.38s
3 EYE BETTER	4	20.0m	10.9m (0)	16.8m (0)	2:34.87	29.10s	28.19s
4 ALTA QUEEN	5	39.4m	7.9m (1)	10.8m (1)	2:36.29	28.90s	30.03s
2 CHERRY ON THE CAK	6	53.4m	6.2m (0)	11.9m (0)	2:37.32	29.10s	30.98s

Finish Position and metres gained from 800m





PJ Harness Analyser

Sectional Analysis Software - Not just a formguide!

www.facebook.com/PJHarnessRacing



RISE Digital, Harness Racing Australia nor the provider accepts any responsibility for the completeness or accuracy of any of the information contained herein, and makes no representations about its suitability for any particular purpose. Users should make their own judgements about those matters and/or seek independent advice. You assume all risks associated with use of data provided on this page


Gloucester Park Race 4 Distance 2130m

Tuesday, 14 November 2023

Gross Time: 2:37.30 MileRate: 1:58.90 LeadTime: 38.70s First Qtr: 31.90s Second Qtr: 30.60s Third Qtr: 28.40s Fourth Qtr: 27.70s

NoHorse	Plc	Mar	800 Posi	400 Posi	Time	3rd Qtr	4th Qtr
2 ROCKET CITY	1	0.0m	0.0m (0)	0.0m (0)	2:37.30	28.40s	27.70s
1 WALSH	2	7.8m	4.3m (0)	5.2m (0)	2:37.87	28.46s	27.91s
5 LAMANDIER	3	7.9m	3.4m (1)	3.5m (1)	2:37.88	28.40s	28.03s
3 RUPERT OF LINCOLN	4	10.5m	7.7m (1)	8.6m (1)	2:38.07	28.46s	27.86s
4 COWBOYS N BANDIT	5	14.1m	15.6m (1)	17.2m (1)	2:38.33	28.50s	27.53s
11 SHOOT THROUGH	6	14.9m	12.8m (0)	12.9m (0)	2:38.39	28.40s	27.89s
12 MISTER ARDEE	7	16.5m	11.6m (1)	13.5m (1)	2:38.50	28.52s	27.96s
10 MAJOR ARTIST	8	16.9m	8.5m (0)	9.5m (0)	2:38.53	28.46s	28.27s
7 BURGHLEY SHARD	9	21.8m	17.0m (0)	17.2m (0)	2:38.89	28.40s	28.09s
9 SHOWPONY	10	22.5m	21.5m (0)	21.5m (0)	2:38.94	28.38s	27.84s
8 TUX AND TAILS	11	28.0m	19.8m (1)	21.8m (1)	2:39.34	28.52s	28.22s
6 ROBBIE EASTON	12	105.1m	61.8m (0)	68.8m (0)	2:44.96	28.84s	30.56s

Finish Position and metres gained from 800m



PJ Harness Analyser

Sectional Analysis Software - Not just a formguide!

www.facebook.com/PJHarnessRacing

RISE Digital, Harness Racing Australia nor the provider accepts any responsibility for the completeness or accuracy of any of the information contained herein, and makes no representations about its suitability for any particular purpose. Users should make their own judgements about those matters and/or seek independent advice. You assume all risks associated with use of data provided on this page

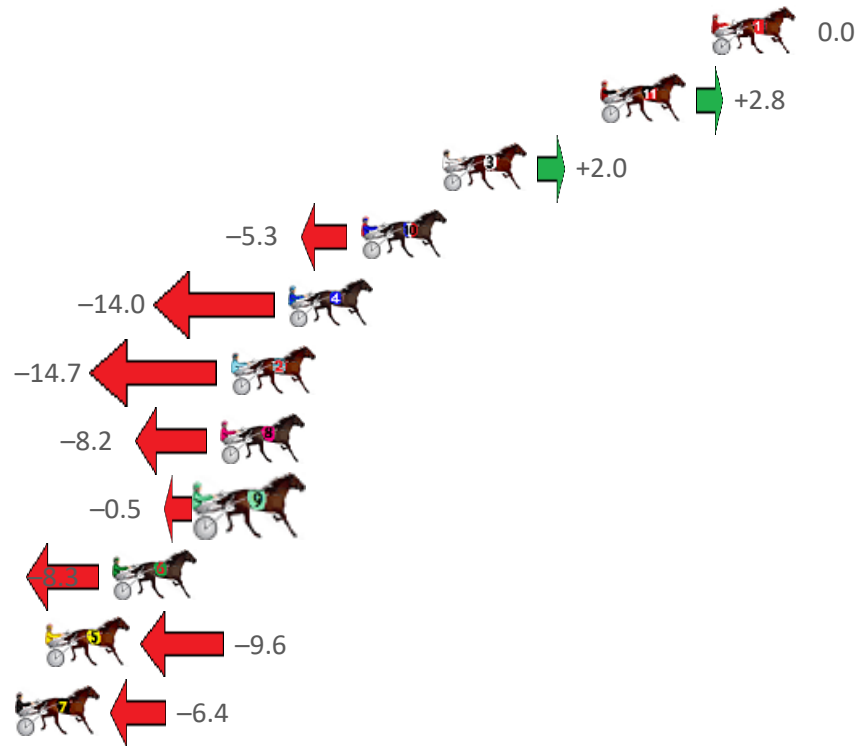
Gloucester Park Race 5 Distance 2130m

Tuesday, 14 November 2023

Gross Time: 2:36.30 MileRate: 1:58.10 LeadTime: 37.90s First Qtr: 30.30s Second Qtr: 29.60s Third Qtr: 29.10s Fourth Qtr: 29.40s

NoHorse	Plc	Mar	800 Posi	400 Posi	Time	3rd Qtr	4th Qtr
1 ADDA PARIS	1	0.0m	0.0m (0)	0.0m (0)	2:36.30	29.10s	29.40s
11 CHEESE AND BICCYS	2	4.4m	7.2m (1)	7.8m (2)	2:36.64	29.14s	29.18s
3 MADDY MADDY	3	10.7m	12.7m (0)	12.9m (0)	2:37.12	29.12s	29.28s
10 SISTER ACT	4	13.9m	8.6m (0)	9.4m (1)	2:37.37	29.16s	29.79s
4 JOLTED CHARM	5	16.8m	2.8m (1)	3.6m (1)	2:37.60	29.16s	30.43s
2 CAPTAINS COTE	6	19.1m	4.4m (0)	5.2m (0)	2:37.77	29.16s	30.49s
8 MINOR CATASTROP	7	19.5m	11.3m (1)	11.9m (2)	2:37.80	29.14s	30.04s
9 FIREBALL FRIDAY	8	20.1m	19.6m (1)	19.8m (1)	2:37.85	29.12s	29.51s
6 FOLLOW MY STRIDE	9	23.8m	15.5m (1)	16.0m (1)	2:38.13	29.14s	30.07s
5 LIBBA RACY	10	26.5m	16.9m (0)	17.6m (0)	2:38.34	29.16s	30.16s
7 JADES FORTUNE	11	27.7m	21.3m (0)	22.6m (0)	2:38.44	29.20s	29.90s

Finish Position and metres gained from 800m





PJ Harness Analyser

Sectional Analysis Software - Not just a formguide!

www.facebook.com/PJHarnessRacing



RISE Digital, Harness Racing Australia nor the provider accepts any responsibility for the completeness or accuracy of any of the information contained herein, and makes no representations about its suitability for any particular purpose. Users should make their own judgements about those matters and/or seek independent advice. You assume all risks associated with use of data provided on this page


Gloucester Park Race 6 Distance 2130m

Tuesday, 14 November 2023

Gross Time: 2:41.40 MileRate: 2:01.90 LeadTime: 38.80s First Qtr: 32.80s Second Qtr: 31.40s Third Qtr: 29.10s Fourth Qtr: 29.30s

NoHorse	Plc	Mar	800 Posi	400 Posi	Time	3rd Qtr	4th Qtr
5 ROBshaw	1	0.0m	0.0m (0)	0.0m (0)	2:41.40	29.10s	29.30s
7 TRITTRITTBANGBAN	2	0.4m	6.6m (1)	6.4m (1)	2:41.43	29.08s	28.87s
8 TRIPLE BRIE	3	2.4m	2.8m (1)	2.5m (1)	2:41.58	29.08s	29.30s
1 GOV STARZZZ	4	4.5m	5.0m (0)	4.1m (0)	2:41.75	29.04s	29.35s
2 SIR BELVEDERE	5	6.6m	9.1m (0)	8.3m (0)	2:41.91	29.04s	29.21s
3 CAVALRY CALL	6	8.0m	13.6m (0)	13.2m (0)	2:42.01	29.08s	28.95s
4 BOSTON ROB	7	8.8m	17.7m (0)	17.6m (0)	2:42.08	29.10s	28.70s
6 DOCTOR STEVE	8	9.4m	15.5m (1)	14.6m (1)	2:42.12	29.04s	28.96s
9 BEALAWYER	9	11.8m	11.1m (1)	10.2m (1)	2:42.31	29.04s	29.46s

Finish Position and metres gained from 800m



PJ Harness Analyser

Sectional Analysis Software - Not just a formguide!

www.facebook.com/PJHarnessRacing



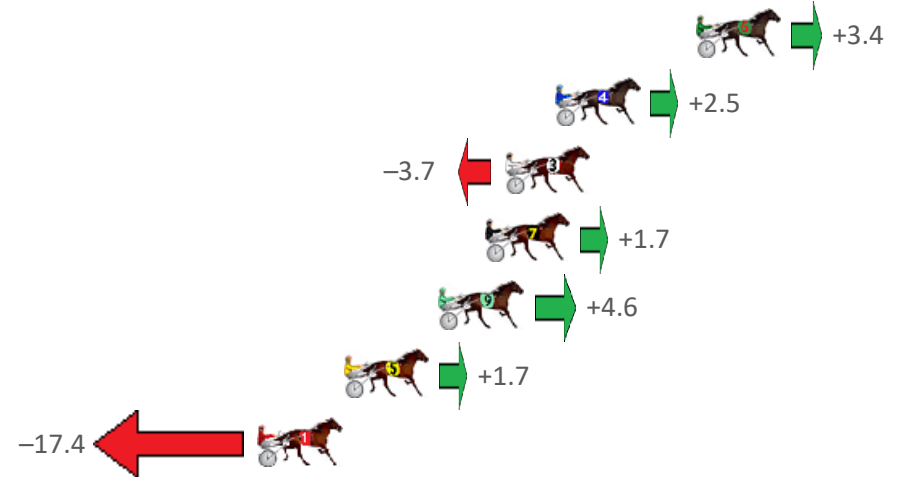
Gloucester Park Race 7 Distance 2130m

Tuesday, 14 November 2023

Gross Time: 2:37.50 MileRate: 1:59.00 LeadTime: 37.60s First Qtr: 31.60s Second Qtr: 29.60s Third Qtr: 28.80s Fourth Qtr: 29.90s

NoHorse	Plc	Mar	800 Posi	400 Posi	Time	3rd Qtr	4th Qtr
6 MAJOR OVERS	1	0.0m	3.4m (1)	0.9m (1)	2:37.50	28.62s	29.84s
4 BATAVIA BLACKHOLE	2	5.6m	8.1m (0)	6.1m (1)	2:37.94	28.66s	29.90s
3 TENACIOUS GEORGE	3	7.6m	3.9m (0)	4.1m (0)	2:38.10	28.82s	30.20s
7 OUR STAR WATCH	4	8.4m	10.1m (1)	8.0m (2)	2:38.16	28.66s	29.97s
9 BROOKIES JET	5	10.2m	14.8m (1)	11.5m (1)	2:38.30	28.58s	29.86s
5 TEPELO STAR	6	14.0m	15.7m (0)	10.7m (0)	2:38.60	28.46s	30.22s
1 ALL AUSSIE MACH	7	17.4m	0.0m (0)	0.0m (0)	2:38.86	28.80s	31.26s

Finish Position and metres gained from 800m





PJ Harness Analyser

Sectional Analysis Software - Not just a formguide!

www.facebook.com/PJHarnessRacing



RISE Digital, Harness Racing Australia nor the provider accepts any responsibility for the completeness or accuracy of any of the information contained herein, and makes no representations about its suitability for any particular purpose. Users should make their own judgements about those matters and/or seek independent advice. You assume all risks associated with use of data provided on this page

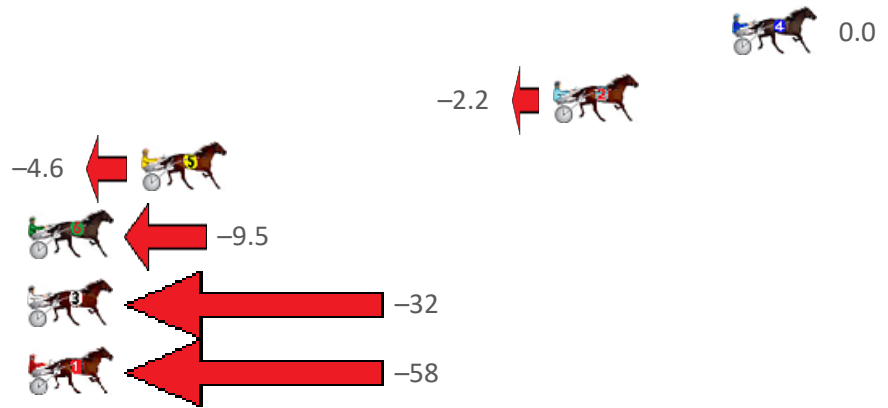
Gloucester Park Race 8 Distance 2503m

Tuesday, 14 November 2023

Gross Time: 3:21.70 MileRate: 2:06.70 LeadTime: 81.20s First Qtr: 31.30s Second Qtr: 29.80s Third Qtr: 30.00s Fourth Qtr: 29.40s

NoHorse	Plc	Mar	800 Posi	400 Posi	Time	3rd Qtr	4th Qtr
4 ALDEBARAN SUNDO	1	0.0m	0.0m (0)	0.0m (0)	3:21.70	30.00s	29.40s
2 TENNERSON	2	7.1m	4.9m (0)	4.6m (0)	3:22.25	29.98s	29.61s
5 STAY FOCUSED	3	23.5m	18.9m (0)	14.1m (1)	3:23.51	29.64s	30.17s
6 TAIMATE ANGUS	4	40.8m	31.3m (0)	26.8m (0)	3:24.85	29.66s	30.57s
3 KELL ROAD KID	5	44.2m	12.4m (0)	16.0m (0)	3:25.11	30.26s	31.63s
1 MRIYA DREAM	6	129.1m	71.3m (0)	85.6m (0)	3:31.65	31.04s	33.03s

Finish Position and metres gained from 800m





PJ Harness Analyser

Sectional Analysis Software - Not just a formguide!

www.facebook.com/PJHarnessRacing



RISE Digital, Harness Racing Australia nor the provider accepts any responsibility for the completeness or accuracy of any of the information contained herein, and makes no representations about its suitability for any particular purpose. Users should make their own judgements about those matters and/or seek independent advice. You assume all risks associated with use of data provided on this page