

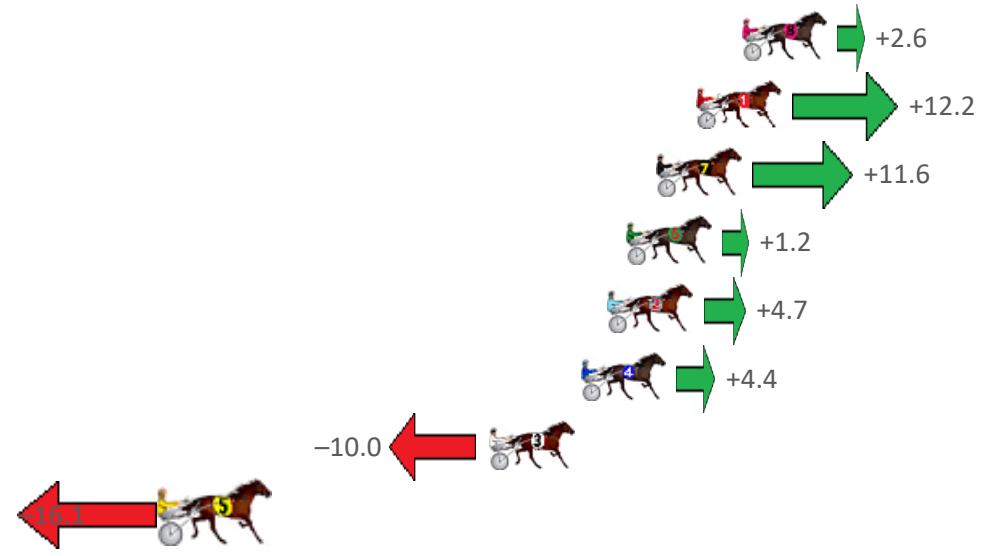
Gloucester Park Race 1 Distance 2130m

Tuesday, 21 November 2023

Gross Time: 2:37.00 MileRate: 1:58.60 LeadTime: 34.50s First Qtr: 31.40s Second Qtr: 30.60s Third Qtr: 30.50s Fourth Qtr: 30.00s

NoHorse	Plc	Mar	800 Posi	400 Posi	Time	3rd Qtr	4th Qtr
8 BARBADOS	1	0.0m	2.6m (1)	2.4m (1)	2:37.00	30.48s	29.82s
1 RODGER JAMES	2	1.8m	14.0m (0)	6.1m (0)	2:37.14	29.90s	29.68s
7 ZACCY MAC	3	3.4m	15.0m (1)	14.2m (2)	2:37.27	30.42s	29.20s
6 MAJOR OVERS	4	4.6m	5.8m (0)	6.7m (1)	2:37.36	30.56s	29.86s
2 YA BETTOR FOLLOW	5	5.3m	10.0m (0)	9.9m (2)	2:37.42	30.48s	29.67s
4 THE DARK NIGHT	6	6.4m	10.8m (1)	10.4m (0)	2:37.50	30.46s	29.72s
3 FRANKIE J HOLDEN	7	10.0m	0.0m (0)	0.0m (0)	2:37.79	30.50s	30.79s
5 ALLABOUTLEGS	8	22.7m	6.6m (1)	5.4m (2)	2:38.78	30.40s	31.38s

Finish Position and metres gained from 800m





PJ Harness Analyser

Sectional Analysis Software - Not just a formguide!

www.facebook.com/PJHarnessRacing



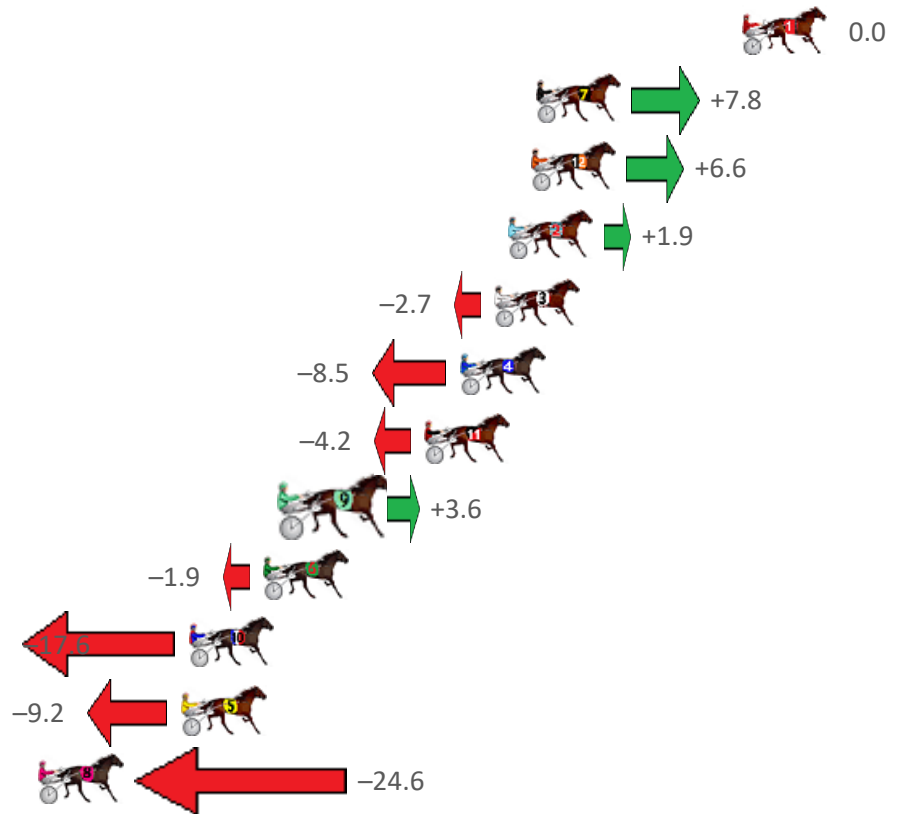
Gloucester Park Race 2 Distance 2536m

Tuesday, 21 November 2023

Gross Time: 3:09.00 MileRate: 1:59.90 LeadTime: 69.10s First Qtr: 30.80s Second Qtr: 29.80s Third Qtr: 29.60s Fourth Qtr: 29.70s

NoHorse	Plc	Mar	800 Posi	400 Posi	Time	3rd Qtr	4th Qtr
1 HAVE AGO JOE	1	0.0m	0.0m (0)	0.0m (0)	3:09.00	29.60s	29.70s
7 BROOKIES JET	2	8.2m	16.0m (2)	10.7m (3)	3:09.64	29.21s	29.55s
12 SIDSTREPO	3	8.4m	15.0m (1)	14.5m (3)	3:09.65	29.57s	29.29s
2 APOLOGIZE	4	9.3m	11.2m (1)	12.8m (1)	3:09.72	29.72s	29.48s
3 DOCTOR STEVE	5	9.8m	7.1m (1)	7.9m (1)	3:09.76	29.66s	29.88s
4 OUR STAR WATCH	6	11.2m	2.7m (1)	3.3m (1)	3:09.87	29.64s	30.33s
11 CAVALRY CALL	7	12.6m	8.4m (0)	9.2m (0)	3:09.98	29.66s	30.00s
9 TEPELO STAR	8	17.9m	21.5m (0)	16.9m (1)	3:10.39	29.26s	29.85s
6 BETTOR MY DREAMZ	9	19.0m	17.1m (0)	17.9m (0)	3:10.48	29.66s	29.86s
10 THE PARTY BOY	10	22.0m	4.4m (0)	5.2m (0)	3:10.71	29.66s	31.03s
5 TENACIOUS GEORGE	11	22.3m	13.1m (0)	13.0m (0)	3:10.74	29.60s	30.48s
8 BEALAWYER	12	36.0m	11.4m (2)	10.6m (2)	3:11.80	29.54s	31.72s

Finish Position and metres gained from 800m



PJ Harness Analyser

Sectional Analysis Software - Not just a formguide!

www.facebook.com/PJHarnessRacing

RISE Digital, Harness Racing Australia nor the provider accepts any responsibility for the completeness or accuracy of any of the information contained herein, and makes no representations about its suitability for any particular purpose. Users should make their own judgements about those matters and/or seek independent advice. You assume all risks associated with use of data provided on this page

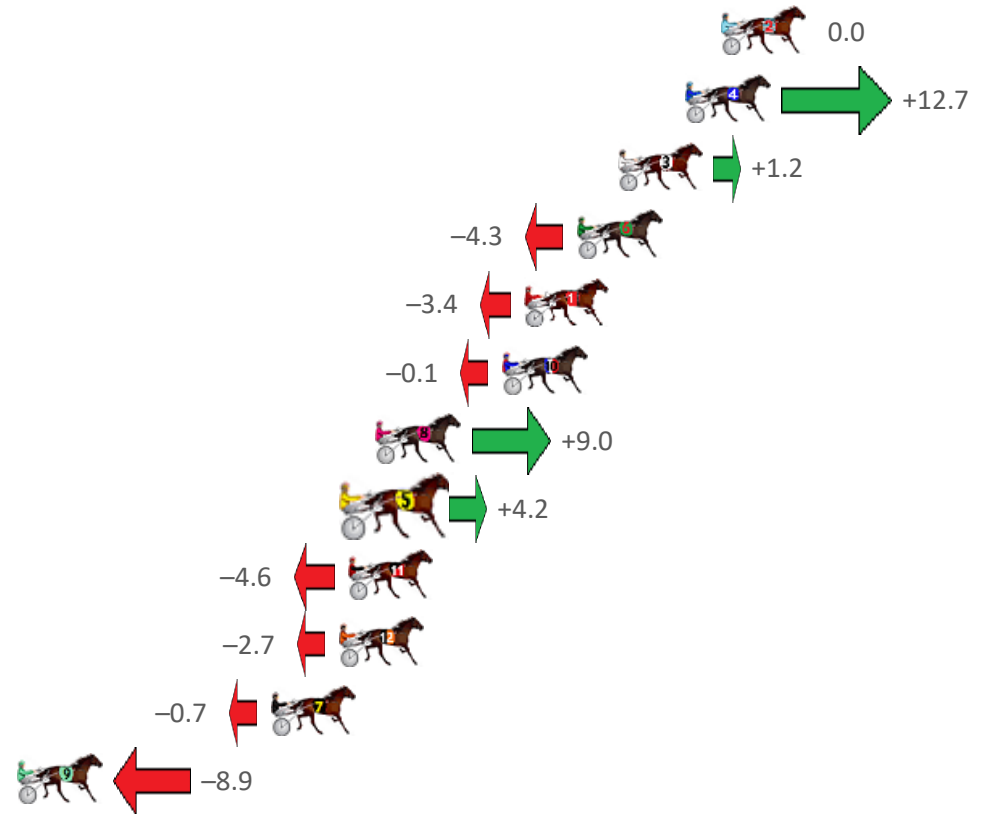
Gloucester Park Race 3 Distance 2536m

Tuesday, 21 November 2023

Gross Time: 3:09.80 MileRate: 2:00.40 LeadTime: 70.60s First Qtr: 31.20s Second Qtr: 29.50s Third Qtr: 29.10s Fourth Qtr: 29.40s

NoHorse	Plc	Mar	800 Posi	400 Posi	Time	3rd Qtr	4th Qtr
2 YOU FLY WITH ME	1	0.0m	0.0m (0)	0.0m (0)	3:09.80	29.10s	29.40s
4 MISTER ARDEE	2	1.4m	14.1m (1)	11.0m (1)	3:09.91	28.88s	28.71s
3 TRITTRITTBANGBAN	3	4.1m	5.3m (1)	6.4m (1)	3:10.12	29.18s	29.25s
6 TUX AND TAILS	4	5.7m	1.4m (1)	1.7m (1)	3:10.24	29.12s	29.72s
1 SIR BELVEDERE	5	7.8m	4.4m (0)	4.7m (0)	3:10.40	29.12s	29.66s
10 SHOOT THROUGH	6	8.7m	8.6m (0)	8.3m (0)	3:10.47	29.08s	29.47s
8 GOV STARZZZ	7	13.7m	22.7m (1)	21.0m (2)	3:10.86	28.98s	28.93s
5 PATH OF GOLD	8	14.6m	18.8m (1)	18.7m (1)	3:10.93	29.10s	29.16s
11 TRIPLE BRIE	9	14.8m	10.2m (1)	10.5m (2)	3:10.94	29.12s	29.78s
12 SEEKNYOUSHALLFIN	10	15.2m	12.5m (0)	11.8m (0)	3:10.97	29.06s	29.71s
7 LETS ROCK TONIGHT	11	17.9m	17.2m (0)	16.8m (0)	3:11.18	29.08s	29.56s
9 BATAVIA BLACKHOLE	12	30.2m	21.3m (0)	23.4m (0)	3:12.13	29.26s	30.03s

Finish Position and metres gained from 800m



PJ Harness Analyser

Sectional Analysis Software - Not just a formguide!

www.facebook.com/PJHarnessRacing

RISE Digital, Harness Racing Australia nor the provider accepts any responsibility for the completeness or accuracy of any of the information contained herein, and makes no representations about its suitability for any particular purpose. Users should make their own judgements about those matters and/or seek independent advice. You assume all risks associated with use of data provided on this page

Gloucester Park Race 4 Distance 2130m

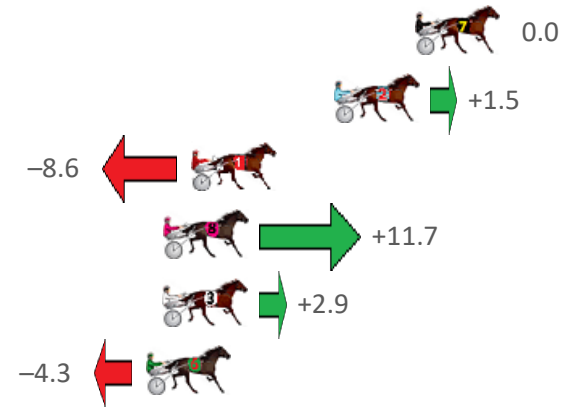
Tuesday, 21 November 2023

Gross Time: 2:34.60 MileRate: 1:56.80 LeadTime: 35.90s First Qtr: 31.40s Second Qtr: 27.50s Third Qtr: 29.30s Fourth Qtr: 30.50s

NoHorse	Plc	Mar	800 Posi	400 Posi	Time	3rd Qtr	4th Qtr
7 LAMANDIER	1	0.0m	0.0m (0)	0.0m (0)	2:34.60	29.30s	30.50s
2 COWBOYS N BANDIT	2	3.2m	4.7m (0)	4.9m (0)	2:34.86	29.34s	30.40s
1 IDEALINGOLD	3	8.9m	0.3m (1)	3.0m (1)	2:35.31	29.50s	30.99s
8 WALSH	4	10.0m	21.7m (0)	14.5m (0)	2:35.40	28.90s	30.22s
3 FIREROCKFIREROLL	5	10.0m	12.9m (0)	9.7m (0)	2:35.40	29.14s	30.58s
6 ROCKABALL	6	10.7m	6.4m (1)	7.6m (1)	2:35.45	29.42s	30.79s
4 MISTER FORTUNIA	7	27.3m	22.8m (1)	29.6m (0)	2:36.78	29.94s	30.48s



Finish Position and metres gained from 800m





PJ Harness Analyser

Sectional Analysis Software - Not just a formguide!

www.facebook.com/PJHarnessRacing



RISE Digital, Harness Racing Australia nor the provider accepts any responsibility for the completeness or accuracy of any of the information contained herein, and makes no representations about its suitability for any particular purpose. Users should make their own judgements about those matters and/or seek independent advice. You assume all risks associated with use of data provided on this page

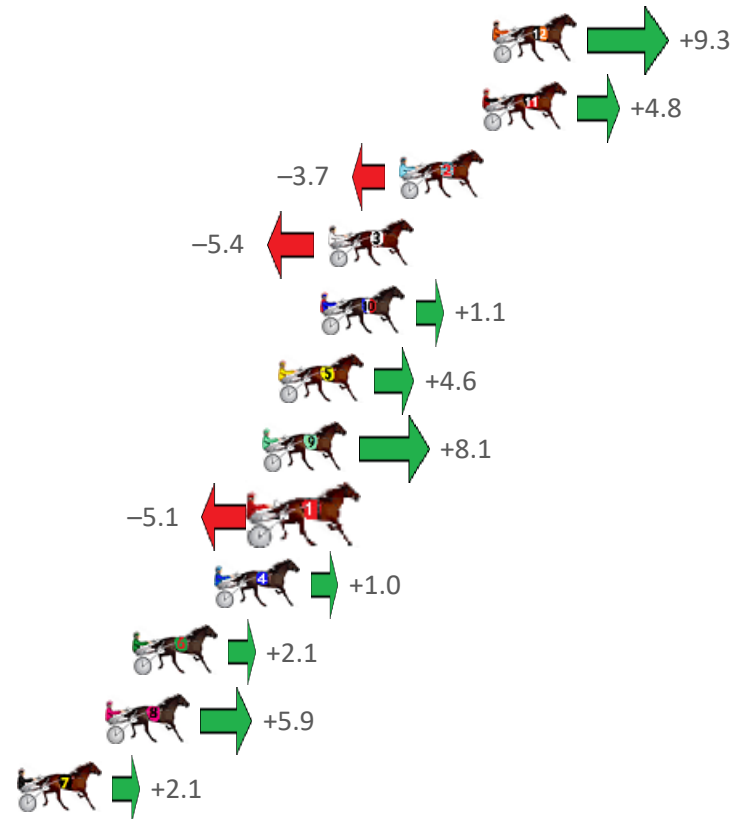
Gloucester Park Race 5 Distance 2130m

Tuesday, 21 November 2023

Gross Time: 2:39.00 MileRate: 2:00.20 LeadTime: 38.00s First Qtr: 32.10s Second Qtr: 30.60s Third Qtr: 29.50s Fourth Qtr: 28.80s

NoHorse	Plc	Mar	800 Posi	400 Posi	Time	3rd Qtr	4th Qtr
12 DOVE CRY	1	0.0m	9.3m (1)	10.8m (1)	2:39.00	29.60s	28.02s
11 MERAUIGLIA	2	0.4m	5.2m (1)	6.9m (1)	2:39.03	29.62s	28.33s
2 ICY WINDS	3	3.7m	0.0m (0)	0.0m (0)	2:39.28	29.50s	29.08s
3 JOLTED CHARM	4	6.5m	1.1m (1)	2.8m (1)	2:39.49	29.62s	29.09s
10 ELSAMAY	5	6.8m	7.9m (0)	8.6m (0)	2:39.51	29.54s	28.69s
5 MINOR CATASTROP	6	8.5m	13.1m (1)	15.2m (1)	2:39.64	29.64s	28.34s
9 GOOD DAY SUNSHIN	7	9.1m	17.2m (1)	19.4m (1)	2:39.69	29.64s	28.09s
1 LIBBA RACY	8	9.2m	4.1m (0)	4.4m (0)	2:39.70	29.52s	29.18s
4 SISTER ACT	9	11.0m	12.0m (0)	12.7m (0)	2:39.83	29.54s	28.71s
6 CAPTAINS COTE	10	14.3m	16.4m (0)	17.4m (0)	2:40.08	29.56s	28.62s
8 DAZZLING JEWEL	11	15.4m	21.3m (1)	23.8m (1)	2:40.16	29.66s	28.24s
7 JADES FORTUNE	12	18.9m	21.0m (0)	22.4m (0)	2:40.43	29.58s	28.61s

Finish Position and metres gained from 800m





PJ Harness Analyser

Sectional Analysis Software - Not just a formguide!

www.facebook.com/PJHarnessRacing



RISE Digital, Harness Racing Australia nor the provider accepts any responsibility for the completeness or accuracy of any of the information contained herein, and makes no representations about its suitability for any particular purpose. Users should make their own judgements about those matters and/or seek independent advice. You assume all risks associated with use of data provided on this page

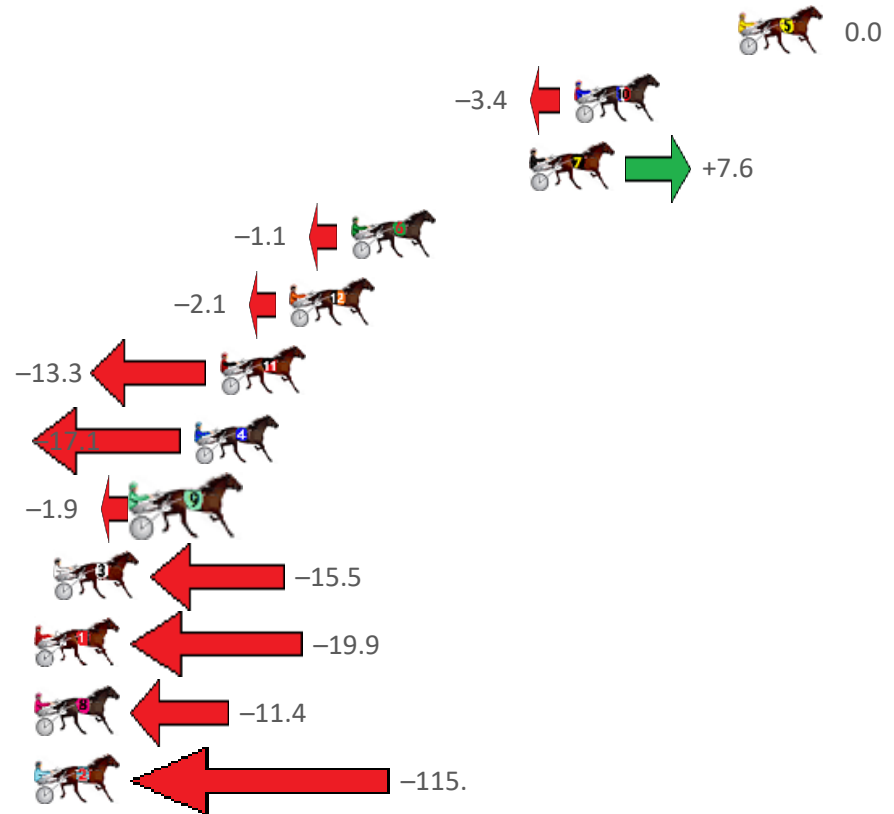
Gloucester Park Race 6 Distance 2130m

Tuesday, 21 November 2023

Gross Time: 2:38.10 MileRate: 1:59.50 LeadTime: 38.00s First Qtr: 32.30s Second Qtr: 29.80s Third Qtr: 28.80s Fourth Qtr: 29.20s

NoHorse	Plc	Mar	800 Posi	400 Posi	Time	3rd Qtr	4th Qtr
5 QUATTROSE	1	0.0m	0.0m (0)	0.0m (0)	2:38.10	28.80s	29.20s
10 WANDERING GIRL	2	6.5m	3.1m (1)	2.8m (1)	2:38.60	28.78s	29.50s
7 JACKIE DANIELS	3	8.3m	15.9m (2)	7.6m (2)	2:38.74	28.20s	29.29s
6 SEAGRASS	4	15.4m	14.3m (0)	17.0m (1)	2:39.28	29.00s	29.16s
12 HELLO GORGEOUS	5	17.8m	15.7m (1)	16.4m (2)	2:39.46	28.86s	29.38s
11 MONTEGO	6	20.6m	7.3m (1)	8.1m (1)	2:39.68	28.86s	30.20s
4 ARMA WARRIOR	7	21.6m	4.5m (0)	5.6m (0)	2:39.75	28.88s	30.45s
9 THORIUM ENERGY	8	23.7m	21.8m (1)	12.5m (2)	2:39.92	28.14s	30.11s
3 PENTHOUSE	9	27.2m	11.7m (1)	13.1m (1)	2:40.18	28.90s	30.34s
1 SHES A DACTYL	10	29.7m	9.8m (0)	12.2m (0)	2:40.37	28.98s	30.59s
8 JACKY DARLING	11	30.7m	19.3m (0)	20.5m (0)	2:40.45	28.90s	30.07s
2 INTERNAL AFFAIRS	12	270.7m	154.8m (0)	179.5m (0)	2:58.83	30.66s	36.99s

Finish Position and metres gained from 800m



PJ Harness Analyser

Sectional Analysis Software - Not just a formguide!

www.facebook.com/PJHarnessRacing

RISE Digital, Harness Racing Australia nor the provider accepts any responsibility for the completeness or accuracy of any of the information contained herein, and makes no representations about its suitability for any particular purpose. Users should make their own judgements about those matters and/or seek independent advice. You assume all risks associated with use of data provided on this page

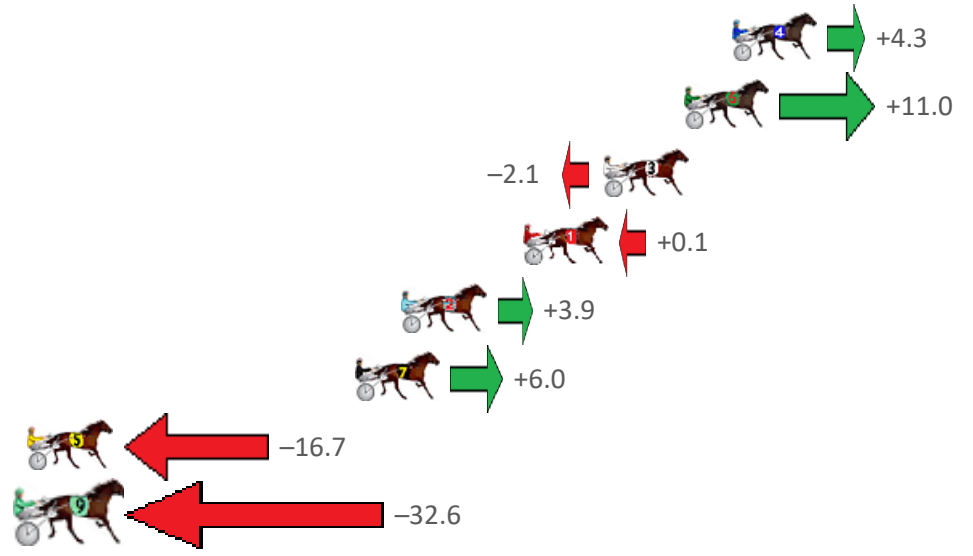
Gloucester Park Race 7 Distance 2130m

Tuesday, 21 November 2023

Gross Time: 2:37.00 MileRate: 1:58.70 LeadTime: 36.10s First Qtr: 30.60s Second Qtr: 30.10s Third Qtr: 29.90s Fourth Qtr: 30.30s

NoHorse	Plc	Mar	800 Posi	400 Posi	Time	3rd Qtr	4th Qtr
4 LILLYROSE	1	0.0m	4.3m (0)	2.7m (2)	2:37.00	29.78s	30.10s
6 PACIFIC EAGLE	2	1.9m	12.9m (0)	8.3m (1)	2:37.15	29.56s	29.83s
3 FARRIERS TROUBLE	3	5.1m	3.0m (1)	0.0m (1)	2:37.40	29.68s	30.70s
1 STRAYLYA	4	8.3m	8.4m (0)	4.6m (3)	2:37.66	29.62s	30.61s
2 READY TO ATTACK	5	13.1m	17.0m (1)	14.7m (0)	2:38.04	29.74s	30.24s
7 IM DRINKINDOUBLES	6	15.0m	21.0m (1)	13.1m (2)	2:38.19	29.32s	30.51s
5 TRUNKEY FETCH	7	28.5m	11.8m (1)	15.8m (1)	2:39.26	30.20s	31.38s
9 EL AY EAGLE	8	32.6m	0.0m (0)	2.7m (0)	2:39.59	30.10s	32.69s

Finish Position and metres gained from 800m



PJ Harness Analyser

Sectional Analysis Software - Not just a formguide!

www.facebook.com/PJHarnessRacing

RISE Digital, Harness Racing Australia nor the provider accepts any responsibility for the completeness or accuracy of any of the information contained herein, and makes no representations about its suitability for any particular purpose. Users should make their own judgements about those matters and/or seek independent advice. You assume all risks associated with use of data provided on this page

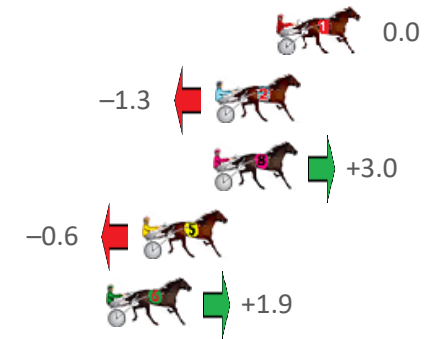
Gloucester Park Race 8 Distance 2130m

Tuesday, 21 November 2023

Gross Time: 2:45.10 MileRate: 2:04.70 LeadTime: 40.50s First Qtr: 34.20s Second Qtr: 32.00s Third Qtr: 29.20s Fourth Qtr: 29.20s

NoHorse	Plc	Mar	800 Posi	400 Posi	Time	3rd Qtr	4th Qtr
1 IMMACHULATE	1	0.0m	0.0m (0)	0.0m (0)	2:45.10	29.20s	29.20s
2 SYNCOPATION	2	2.4m	1.1m (1)	2.0m (1)	2:45.28	29.26s	29.24s
8 ROSIES LAST ATTACK	3	2.5m	5.5m (1)	6.4m (1)	2:45.29	29.26s	28.93s
5 SWEETEST THING	4	5.3m	4.7m (0)	4.4m (0)	2:45.51	29.18s	29.29s
6 CUTTING ROSES	5	6.7m	8.6m (0)	8.6m (0)	2:45.61	29.20s	29.09s

Finish Position and metres gained from 800m





PJ Harness Analyser

Sectional Analysis Software - Not just a formguide!

www.facebook.com/PJHarnessRacing



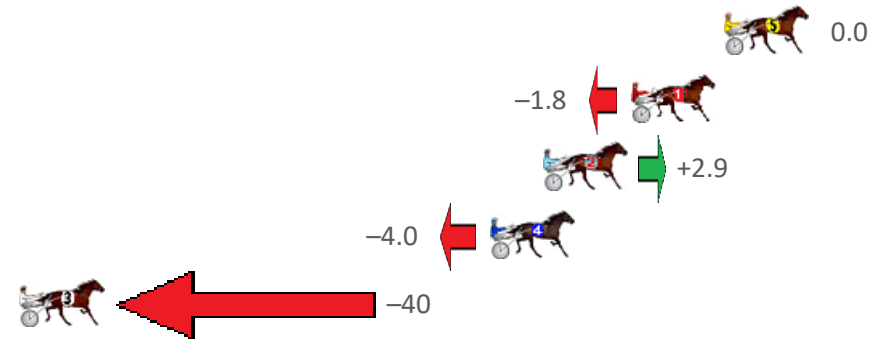
Gloucester Park Race 9 Distance 2130m

Tuesday, 21 November 2023

Gross Time: 2:43.90 MileRate: 2:03.90 LeadTime: 37.30s First Qtr: 34.40s Second Qtr: 33.30s Third Qtr: 30.40s Fourth Qtr: 28.50s

NoHorse	Plc	Mar	800 Posi	400 Posi	Time	3rd Qtr	4th Qtr
5 UBEEN THUNDASTR	1	0.0m	0.0m (0)	0.0m (0)	2:43.90	30.40s	28.50s
1 MY GRAND ANGUS	2	3.7m	1.9m (1)	0.9m (1)	2:44.18	30.32s	28.71s
2 CODENAME ELLIOT	3	7.2m	10.1m (0)	2.5m (2)	2:44.44	29.82s	28.85s
4 AMARETTO ANGEL	4	9.3m	5.3m (0)	6.6m (1)	2:44.60	30.48s	28.71s
3 DELORIS	5	54.2m	14.6m (0)	19.4m (0)	2:47.96	30.72s	31.14s

Finish Position and metres gained from 800m





PJ Harness Analyser

Sectional Analysis Software - Not just a formguide!

www.facebook.com/PJHarnessRacing



RISE Digital, Harness Racing Australia nor the provider accepts any responsibility for the completeness or accuracy of any of the information contained herein, and makes no representations about its suitability for any particular purpose. Users should make their own judgements about those matters and/or seek independent advice. You assume all risks associated with use of data provided on this page