


Gloucester Park Race 1 Distance 2130m

Friday, 24 November 2023

Gross Time: 2:34.90 MileRate: 1:57.00 LeadTime: 36.10s First Qtr: 31.10s Second Qtr: 29.30s Third Qtr: 29.70s Fourth Qtr: 28.70s

NoHorse	Plc	Mar	800 Posi	400 Posi	Time	3rd Qtr	4th Qtr
9 HOTLY PURSUED	1	0.0m	20.3m (0)	5.6m (2)	2:34.90	28.62s	28.30s
6 CROWD CONTROL	2	1.2m	16.5m (1)	9.7m (2)	2:34.99	29.20s	28.09s
10 HOLY HECKA	3	9.3m	9.1m (0)	8.3m (0)	2:35.60	29.64s	28.80s
5 SOHO FIRESTONE	4	10.0m	3.0m (1)	0.3m (1)	2:35.65	29.50s	29.43s
1 ELWADDELL	5	11.1m	4.1m (0)	4.1m (0)	2:35.74	29.70s	29.24s
11 ROCKET CITY	6	11.9m	7.1m (1)	3.9m (1)	2:35.80	29.46s	29.31s
3 FLASHING ARK	7	12.2m	13.7m (0)	12.4m (0)	2:35.82	29.60s	28.72s
7 ROCK ARTIST	8	18.9m	17.6m (2)	1.4m (2)	2:36.32	28.52s	30.02s
2 TANTABIDDI	9	19.0m	0.0m (0)	0.0m (0)	2:36.33	29.70s	30.13s
4 FRANCO MECCA	10	20.5m	12.1m (1)	8.9m (1)	2:36.44	29.46s	29.60s

Finish Position and metres gained from 800m



PJ Harness Analyser

Sectional Analysis Software - Not just a formguide!

www.facebook.com/PJHarnessRacing



RISE Digital, Harness Racing Australia nor the provider accepts any responsibility for the completeness or accuracy of any of the information contained herein, and makes no representations about its suitability for any particular purpose. Users should make their own judgements about those matters and/or seek independent advice. You assume all risks associated with use of data provided on this page

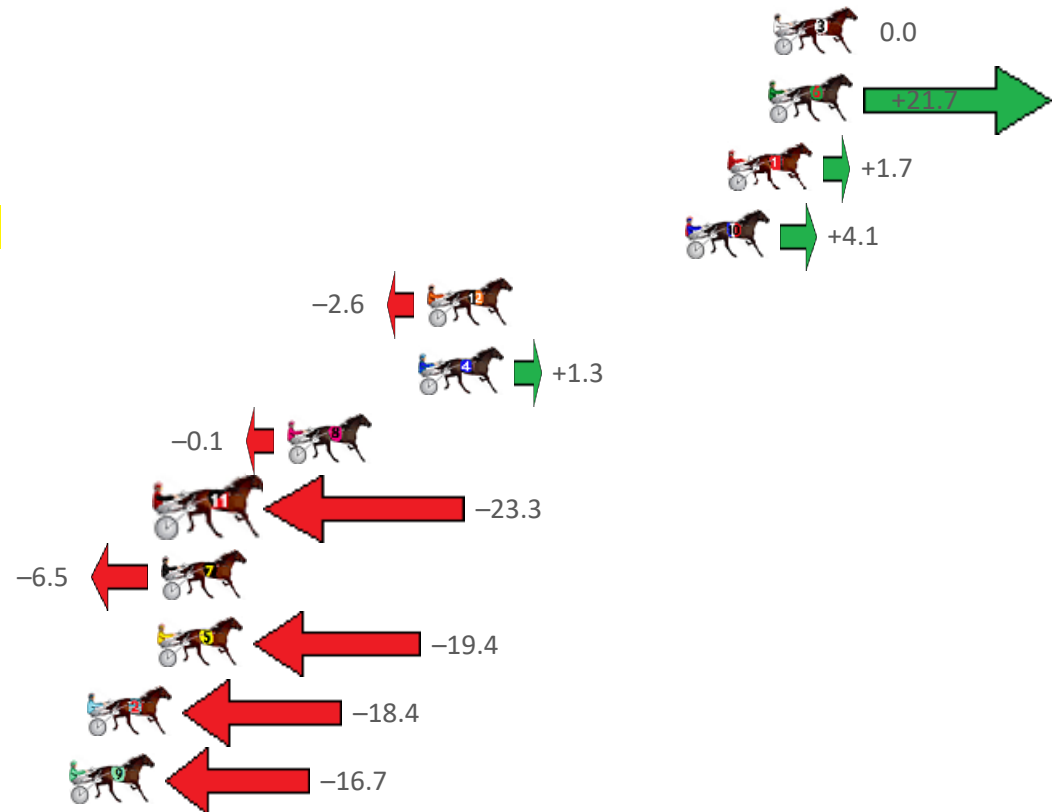
Gloucester Park Race 2 Distance 2130m

Friday, 24 November 2023

Gross Time: 2:34.20 MileRate: 1:56.50 LeadTime: 35.10s First Qtr: 30.80s Second Qtr: 29.80s Third Qtr: 29.80s Fourth Qtr: 28.70s

NoHorse	Plc	Mar	800 Posi	400 Posi	Time	3rd Qtr	4th Qtr
3 MISTER MONTBLAN	1	0.0m	0.0m (0)	0.0m (0)	2:34.20	29.80s	28.70s
6 TORPEDO ROCK	2	0.2m	21.9m (1)	3.1m (2)	2:34.22	28.40s	28.49s
1 ME FLASH	3	1.8m	3.5m (0)	3.6m (0)	2:34.34	29.80s	28.58s
10 OCTOBER REIGN	4	3.5m	7.6m (0)	7.4m (0)	2:34.46	29.78s	28.42s
12 BURGHELEY SHARD	5	13.7m	11.1m (0)	11.6m (0)	2:35.23	29.82s	28.89s
4 EYE BETTER	6	14.1m	15.4m (0)	15.7m (0)	2:35.26	29.80s	28.62s
8 DUTY BOUND	7	19.3m	19.2m (0)	15.2m (1)	2:35.65	29.48s	29.05s
11 VINTAGE BLU	8	24.1m	0.8m (1)	3.3m (1)	2:36.02	29.98s	30.27s
7 ANOTHERBIGMAN	9	24.3m	17.8m (1)	15.7m (2)	2:36.03	29.62s	29.39s
5 MR CHIP	10	24.5m	5.1m (1)	7.7m (1)	2:36.05	29.98s	29.98s
2 UNDER THE ALTA	11	27.3m	8.9m (1)	11.3m (2)	2:36.26	29.96s	29.94s
9 PELIGROSO	12	30.2m	13.5m (1)	11.6m (3)	2:36.48	29.65s	30.13s

Finish Position and metres gained from 800m



PJ Harness Analyser
Sectional Analysis Software – Not just a formguide!

www.facebook.com/PJHarnessRacing



RISE Digital, Harness Racing Australia nor the provider accepts any responsibility for the completeness or accuracy of any of the information contained herein, and makes no representations about its suitability for any particular purpose. Users should make their own judgements about those matters and/or seek independent advice. You assume all risks associated with use of data provided on this page

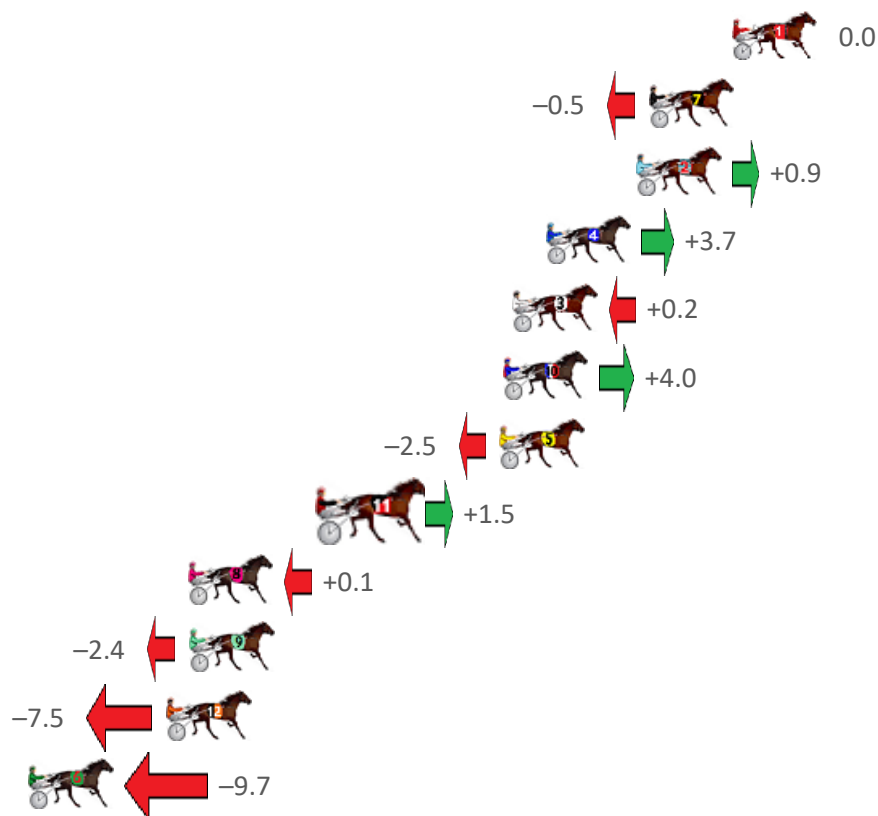
Gloucester Park Race 3 Distance 2130m

Friday, 24 November 2023

Gross Time: 2:34.70 MileRate: 1:56.80 LeadTime: 36.70s First Qtr: 30.60s Second Qtr: 29.90s Third Qtr: 28.90s Fourth Qtr: 28.60s

NoHorse	Plc	Mar	800 Posi	400 Posi	Time	3rd Qtr	4th Qtr
1 MR FANTASTIC	1	0.0m	0.0m (0)	0.0m (0)	2:34.70	28.90s	28.60s
7 LUCCA	2	3.3m	2.8m (1)	2.6m (1)	2:34.95	28.88s	28.67s
2 CLOUD NINE	3	3.8m	4.7m (0)	5.0m (0)	2:34.99	28.92s	28.53s
4 LOUCID DREAMS	4	7.4m	11.1m (1)	10.7m (1)	2:35.26	28.86s	28.39s
3 TROOPINGOFTHECO	5	8.7m	8.9m (0)	8.7m (0)	2:35.35	28.88s	28.63s
10 MACHLANI	6	9.1m	13.1m (0)	13.2m (0)	2:35.38	28.90s	28.34s
5 MACHS BETTOR	7	9.2m	6.7m (1)	6.8m (1)	2:35.39	28.90s	28.81s
11 GETN WIGGY WITHIT	8	16.0m	17.5m (0)	18.5m (0)	2:35.90	28.96s	28.48s
8 MEDIEVAL MAN	9	21.6m	21.7m (0)	23.5m (0)	2:36.32	29.02s	28.54s
9 STRAUNY	9	21.6m	19.2m (1)	23.0m (1)	2:36.32	29.16s	28.58s
12 EZANA	11	22.5m	15.0m (1)	31.7m (1)	2:36.39	30.08s	28.03s
6 GOOD TIMES AHEAD	12	35.6m	25.9m (0)	30.0m (0)	2:37.37	29.18s	29.13s

Finish Position and metres gained from 800m



PJ Harness Analyser
Sectional Analysis Software – Not just a formguide!

www.facebook.com/PJHarnessRacing



RISE Digital, Harness Racing Australia nor the provider accepts any responsibility for the completeness or accuracy of any of the information contained herein, and makes no representations about its suitability for any particular purpose. Users should make their own judgements about those matters and/or seek independent advice. You assume all risks associated with use of data provided on this page

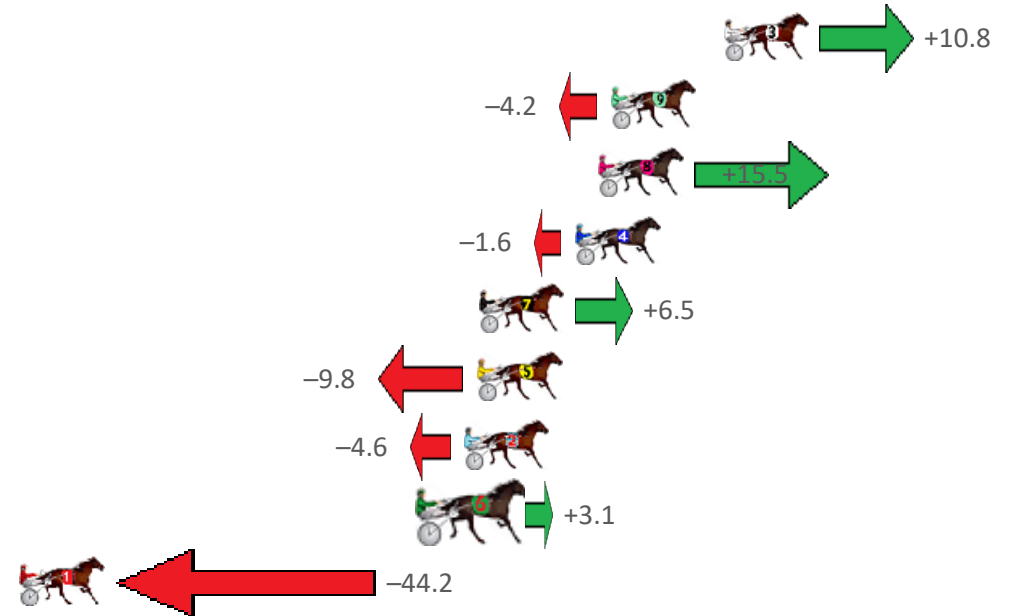
Gloucester Park Race 4 Distance 2130m

Friday, 24 November 2023

Gross Time: 2:32.80 MileRate: 1:55.40 LeadTime: 36.60s First Qtr: 29.00s Second Qtr: 28.30s Third Qtr: 28.90s Fourth Qtr: 30.00s

NoHorse	Plc	Mar	800 Posi	400 Posi	Time	3rd Qtr	4th Qtr
3 WILDWEST	1	0.0m	10.8m (1)	12.6m (2)	2:32.80	29.06s	29.08s
9 BLITZEMBYE	2	4.5m	0.3m (0)	0.0m (0)	2:33.15	28.88s	30.35s
8 GALACTIC STAR	3	5.0m	20.5m (0)	17.3m (2)	2:33.19	28.72s	29.13s
4 BRICKIES DREAM	4	5.9m	4.3m (0)	6.3m (1)	2:33.26	29.06s	30.00s
7 CORDERO	5	9.7m	16.2m (0)	16.4m (1)	2:33.56	28.96s	29.56s
5 ARMA EINSTEIN	6	9.8m	0.0m (1)	1.4m (1)	2:33.57	29.00s	30.67s
2 JETT STAR	7	10.3m	5.7m (1)	10.1m (0)	2:33.61	29.24s	30.07s
6 THE CODE BREAKER	8	11.7m	14.8m (1)	8.0m (2)	2:33.72	28.44s	30.34s
1 BABYFACE ADDA	9	53.3m	9.1m (0)	18.6m (0)	2:36.99	29.62s	32.83s

Finish Position and metres gained from 800m



PJ Harness Analyser
Sectional Analysis Software – Not just a formguide!

www.facebook.com/PJHarnessRacing



RISE Digital, Harness Racing Australia nor the provider accepts any responsibility for the completeness or accuracy of any of the information contained herein, and makes no representations about its suitability for any particular purpose. Users should make their own judgements about those matters and/or seek independent advice. You assume all risks associated with use of data provided on this page


Gloucester Park Race 5 Distance 2536m

Friday, 24 November 2023

Gross Time: 3:04.00 MileRate: 1:56.70 LeadTime: 67.70s First Qtr: 29.90s Second Qtr: 29.50s Third Qtr: 28.40s Fourth Qtr: 28.50s

NoHorse	Plc	Mar	800 Posi	400 Posi	Time	3rd Qtr	4th Qtr
1 SIMPLY SHAZ	1	0.0m	4.5m (0)	5.4m (0)	3:04.00	28.46s	28.12s
2 WONDERFUL TO FLY	2	2.1m	0.0m (0)	0.0m (0)	3:04.16	28.40s	28.66s
10 BORN TO BOOGIE	3	6.1m	8.8m (0)	9.6m (0)	3:04.46	28.46s	28.28s
6 DONTBESILLYCHILLI	4	10.4m	12.8m (0)	14.4m (0)	3:04.78	28.52s	28.26s
9 TAKING THE MIKI	5	21.4m	21.0m (0)	22.1m (1)	3:05.60	28.48s	28.54s
5 STORMYSKYES	6	24.9m	2.3m (1)	4.9m (1)	3:05.86	28.58s	30.02s
4 MY PRAYER	7	25.2m	17.0m (0)	19.8m (0)	3:05.89	28.60s	28.99s
7 AMERICAN ARMA	8	27.5m	12.5m (2)	11.5m (2)	3:06.06	28.33s	29.74s
3 STENO	9	29.8m	6.2m (1)	4.0m (2)	3:06.23	28.24s	30.45s
8 THREE RUMOURS	10	36.0m	17.0m (2)	15.3m (2)	3:06.69	28.28s	30.11s
11 BEYOND THE SEA	11	39.1m	10.2m (1)	9.7m (1)	3:06.93	28.36s	30.74s
12 SHEEZ OUR HOPE	12	52.2m	14.7m (1)	17.9m (1)	3:07.91	28.62s	31.15s

Finish Position and metres gained from 800m



PJ Harness Analyser
Sectional Analysis Software – Not just a formguide!

www.facebook.com/PJHarnessRacing



RISE Digital, Harness Racing Australia nor the provider accepts any responsibility for the completeness or accuracy of any of the information contained herein, and makes no representations about its suitability for any particular purpose. Users should make their own judgements about those matters and/or seek independent advice. You assume all risks associated with use of data provided on this page

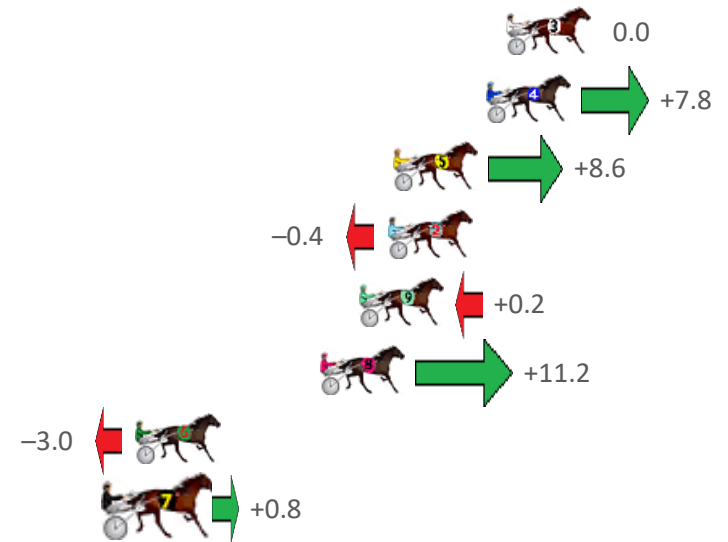
Gloucester Park Race 6 Distance 1730m

Friday, 24 November 2023

Gross Time: 2:05.10 MileRate: 1:56.40 LeadTime: 7.50s First Qtr: 31.10s Second Qtr: 29.90s Third Qtr: 28.20s Fourth Qtr: 28.40s

NoHorse	Plc	Mar	800 Posi	400 Posi	Time	3rd Qtr	4th Qtr
3 TALKS UP A STORM	1	0.0m	0.0m (0)	0.0m (0)	2:05.10	28.20s	28.40s
4 MASTER PUBLISHER	2	0.8m	8.6m (0)	7.6m (1)	2:05.16	28.13s	27.93s
5 THOMSON BAY	3	4.5m	13.1m (0)	10.5m (0)	2:05.44	28.02s	28.00s
2 WHATABRO	4	4.7m	4.3m (0)	4.3m (0)	2:05.45	28.20s	28.45s
9 IMA FIVESTAR GENE	5	5.8m	6.0m (1)	3.4m (1)	2:05.53	28.02s	28.59s
8 CLASSIC CHOICE	6	7.4m	18.6m (0)	14.8m (0)	2:05.65	27.94s	27.91s
6 MIDDLEPAGE	7	14.7m	11.7m (1)	19.1m (1)	2:06.20	28.72s	28.15s
7 EL CHEMA	8	15.5m	16.3m (1)	11.6m (1)	2:06.26	27.87s	28.74s

Finish Position and metres gained from 800m



PJ Harness Analyser
Sectional Analysis Software – Not just a formguide!

www.facebook.com/PJHarnessRacing



RISE Digital, Harness Racing Australia nor the provider accepts any responsibility for the completeness or accuracy of any of the information contained herein, and makes no representations about its suitability for any particular purpose. Users should make their own judgements about those matters and/or seek independent advice. You assume all risks associated with use of data provided on this page

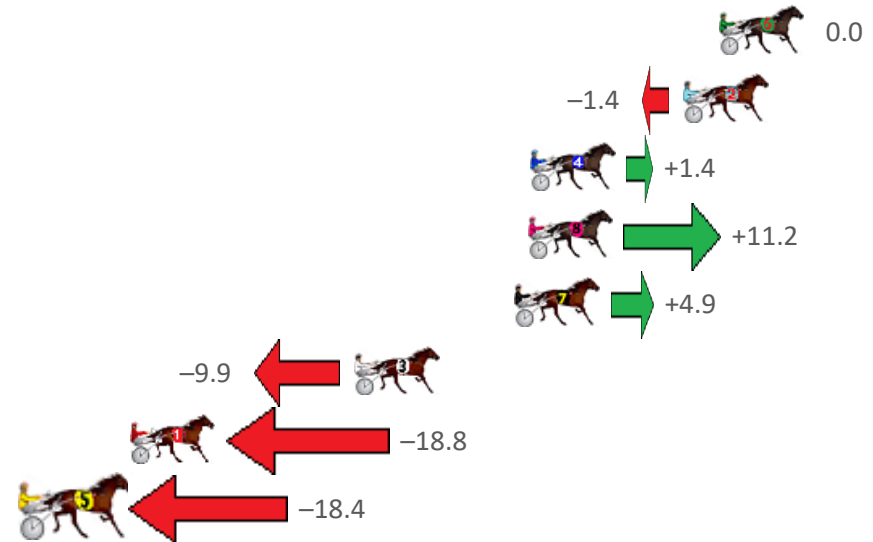
Gloucester Park Race 7 Distance 2130m

Friday, 24 November 2023

Gross Time: 2:34.10 MileRate: 1:56.40 LeadTime: 36.80s First Qtr: 31.10s Second Qtr: 29.30s Third Qtr: 27.90s Fourth Qtr: 29.00s

NoHorse	Plc	Mar	800 Posi	400 Posi	Time	3rd Qtr	4th Qtr
6 HILLVIEW BONDI	1	0.0m	0.0m (1)	0.0m (1)	2:34.10	27.90s	29.00s
2 SUGAR STREET	2	1.4m	0.0m (0)	0.3m (0)	2:34.21	27.92s	29.09s
4 ROCKNROLL ELLIOT	3	7.5m	8.9m (1)	10.8m (1)	2:34.67	28.04s	28.81s
8 LUSAKA	4	7.6m	18.8m (0)	14.7m (1)	2:34.68	27.64s	28.54s
7 WHOS THE DAD	5	8.1m	13.0m (1)	5.4m (2)	2:34.72	27.38s	29.23s
3 OTIS	6	14.5m	4.6m (1)	5.9m (1)	2:35.20	28.00s	29.68s
1 MISTER VERSACE	7	23.4m	4.6m (0)	6.5m (0)	2:35.88	28.04s	30.32s
5 LONGREACH BAY	8	27.3m	8.9m (0)	11.9m (0)	2:36.18	28.12s	30.24s

Finish Position and metres gained from 800m







Harness Analyser

Sectional Analysis Software – Not just a formguide!

www.facebook.com/PJHarnessRacing



RISE Digital, Harness Racing Australia nor the provider accepts any responsibility for the completeness or accuracy of any of the information contained herein, and makes no representations about its suitability for any particular purpose. Users should make their own judgements about those matters and/or seek independent advice. You assume all risks associated with use of data provided on this page

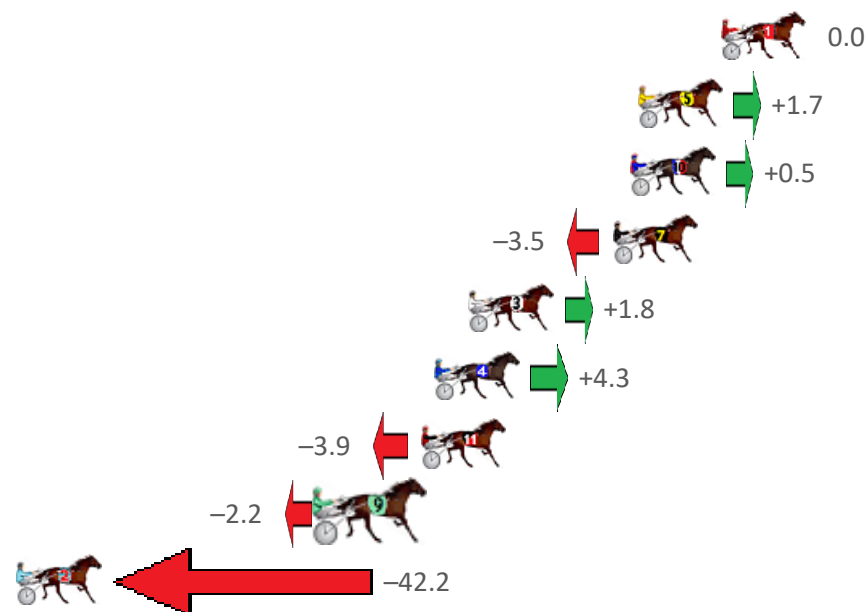
Gloucester Park Race 8 Distance 2130m

Friday, 24 November 2023

Gross Time: 2:39.20 MileRate: 2:00.30 LeadTime: 39.70s First Qtr: 31.60s Second Qtr: 31.00s Third Qtr: 29.30s Fourth Qtr: 27.60s

NoHorse	Plc	Mar	800 Posi	400 Posi	Time	3rd Qtr	4th Qtr
1 OUR SHELLEY BEACH	1	0.0m	0.0m (0)	0.0m (0)	2:39.20	29.30s	27.60s
5 MIGHTHAVTIME	2	3.3m	5.0m (1)	7.1m (1)	2:39.44	29.44s	27.34s
10 TIGER ROYAL	3	3.6m	4.1m (0)	4.3m (0)	2:39.46	29.30s	27.56s
7 RUPERT OF LINCOLN	4	4.3m	0.8m (1)	2.9m (1)	2:39.51	29.44s	27.71s
3 ILLAWONG MUSTAN	5	10.0m	11.8m (0)	14.4m (0)	2:39.93	29.46s	27.31s
4 GEE SMITH	6	11.4m	15.7m (0)	18.7m (0)	2:40.03	29.48s	27.11s
11 BEE JAYS BOY	7	11.9m	8.0m (0)	10.8m (1)	2:40.06	29.48s	27.70s
9 JUSTLIKE TURBO	8	15.7m	13.5m (1)	17.3m (1)	2:40.34	29.54s	27.52s
2 GENERAL JOLT	9	51.0m	8.8m (1)	12.8m (2)	2:42.90	29.56s	30.40s

Finish Position and metres gained from 800m



PJ Harness Analyser

Sectional Analysis Software – Not just a formguide!

www.facebook.com/PJHarnessRacing



RISE Digital, Harness Racing Australia nor the provider accepts any responsibility for the completeness or accuracy of any of the information contained herein, and makes no representations about its suitability for any particular purpose. Users should make their own judgements about those matters and/or seek independent advice. You assume all risks associated with use of data provided on this page

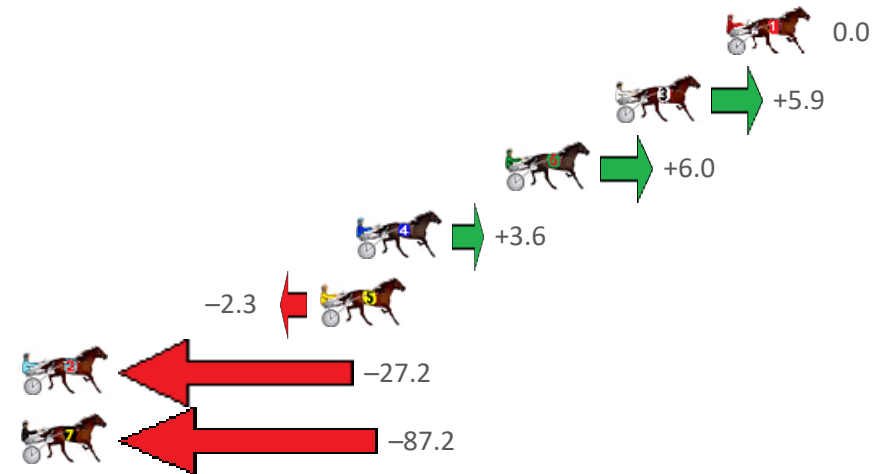
Gloucester Park Race 9 Distance 2536m

Friday, 24 November 2023

Gross Time: 3:13.40 MileRate: 2:02.70 LeadTime: 70.60s First Qtr: 31.60s Second Qtr: 30.80s Third Qtr: 30.40s Fourth Qtr: 30.00s

NoHorse	Plc	Mar	800 Posi	400 Posi	Time	3rd Qtr	4th Qtr
1 ELEGANT PEAK	1	0.0m	0.0m (0)	0.0m (0)	3:13.40	30.40s	30.00s
3 WAR SPIRIT	2	4.4m	10.3m (0)	6.1m (0)	3:13.75	30.08s	29.89s
6 PATCHED	3	8.8m	14.8m (0)	11.0m (1)	3:14.09	30.10s	29.87s
4 LUVAF LAIR	4	14.7m	18.3m (1)	9.1m (2)	3:14.56	29.70s	30.47s
5 DARK SECRET	5	16.1m	13.8m (1)	7.0m (1)	3:14.67	29.88s	30.74s
2 ONE BID BUYS	6	32.0m	4.8m (0)	11.5m (0)	3:15.91	30.90s	31.65s
7 BEE BEE BERO C	7	96.5m	9.3m (1)	64.0m (1)	3:20.98	34.50s	32.78s

Finish Position and metres gained from 800m



PJ Harness Analyser
Sectional Analysis Software – Not just a formguide!

www.facebook.com/PJHarnessRacing



RISE Digital, Harness Racing Australia nor the provider accepts any responsibility for the completeness or accuracy of any of the information contained herein, and makes no representations about its suitability for any particular purpose. Users should make their own judgements about those matters and/or seek independent advice. You assume all risks associated with use of data provided on this page

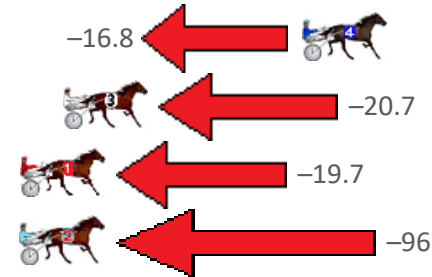
Gloucester Park Race 10 Distance 1730m

Friday, 24 November 2023

Gross Time: 2:02.60 MileRate: 1:54.10 LeadTime: 7.50s First Qtr: 26.90s Second Qtr: 30.00s Third Qtr: 28.70s Fourth Qtr: 29.50s

NoHorse	Plc	Mar	800 Posi	400 Posi	Time	3rd Qtr	4th Qtr
5 XCEPTIONAL ARMA	1	0.0m	1.1m (1)	0.0m (0)	2:02.60	28.62s	29.50s
4 WATER LOU	2	16.8m	0.0m (0)	6.1m (0)	2:03.90	29.14s	30.36s
3 AMBITSIYA	3	26.3m	5.6m (1)	9.4m (1)	2:04.63	28.98s	30.85s
1 AT THE POINTY END	4	30.9m	11.2m (0)	17.7m (0)	2:04.99	29.18s	30.61s
2 RELATIVELY ARMA	5	100.3m	4.5m (0)	27.1m (0)	2:10.36	30.34s	35.30s

Finish Position and metres gained from 800m







Harness Analyser

Sectional Analysis Software – Not just a formguide!

www.facebook.com/PJHarnessRacing



RISE Digital, Harness Racing Australia nor the provider accepts any responsibility for the completeness or accuracy of any of the information contained herein, and makes no representations about its suitability for any particular purpose. Users should make their own judgements about those matters and/or seek independent advice. You assume all risks associated with use of data provided on this page