

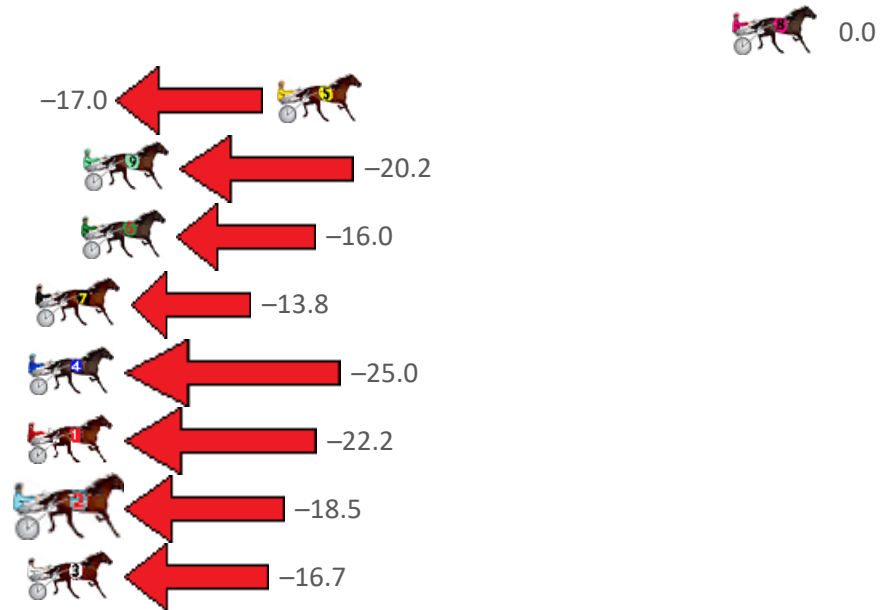
Gloucester Park Race 1 Distance 2130m

Tuesday, 28 November 2023

Gross Time: 2:36.00 MileRate: 1:57.80 LeadTime: 37.60s First Qtr: 29.10s Second Qtr: 30.90s Third Qtr: 30.10s Fourth Qtr: 28.30s

NoHorse	Plc	Mar	800 Posi	400 Posi	Time	3rd Qtr	4th Qtr
8 CROWD CONTROL	1	0.0m	0.0m (0)	0.0m (0)	2:36.00	30.10s	28.30s
5 RONALD SCOTT	2	18.1m	1.1m (1)	2.2m (1)	2:37.35	30.18s	29.48s
9 INSTA GATOR	3	25.8m	5.6m (1)	6.6m (1)	2:37.92	30.16s	29.74s
6 TORREVEAN PINKY	4	25.9m	9.9m (1)	11.6m (1)	2:37.93	30.20s	29.38s
7 SPUDMEISTER	5	27.7m	13.9m (1)	15.2m (2)	2:38.06	30.16s	29.26s
4 SLAMMA ALABAMA	6	29.3m	4.3m (0)	4.7m (0)	2:38.18	30.12s	30.14s
1 SPINNER OF YARNS	7	31.3m	9.1m (0)	9.7m (0)	2:38.33	30.12s	29.93s
2 REG LAWSON	8	31.6m	13.1m (0)	13.8m (0)	2:38.35	30.12s	29.65s
3 IMAHERO	9	33.8m	17.1m (0)	18.2m (0)	2:38.51	30.14s	29.49s

Finish Position and metres gained from 800m





PJ Harness Analyser

Sectional Analysis Software - Not just a formguide!

www.facebook.com/PJHarnessRacing



RISE Digital, Harness Racing Australia nor the provider accepts any responsibility for the completeness or accuracy of any of the information contained herein, and makes no representations about its suitability for any particular purpose. Users should make their own judgements about those matters and/or seek independent advice. You assume all risks associated with use of data provided on this page


Gloucester Park Race 2 Distance 2130m

Tuesday, 28 November 2023

Gross Time: 2:37.70 MileRate: 1:59.20 LeadTime: 37.00s First Qtr: 31.10s Second Qtr: 30.90s Third Qtr: 29.60s Fourth Qtr: 29.10s

NoHorse	Plc	Mar	800 Posi	400 Posi	Time	3rd Qtr	4th Qtr
11 TUX AND TAILS	1	0.0m	1.1m (1)	1.4m (1)	2:37.70	29.62s	29.00s
1 GALAXY WARRIOR	2	1.3m	4.4m (0)	3.8m (0)	2:37.80	29.56s	28.92s
7 ULTIMATE ROCKER	3	3.3m	0.0m (0)	0.0m (0)	2:37.95	29.60s	29.35s
10 MISTER ARDEE	4	4.1m	8.7m (0)	8.0m (0)	2:38.01	29.54s	28.83s
5 TRITTRITTBANGBAN	5	6.4m	5.4m (1)	5.5m (1)	2:38.19	29.60s	29.19s
12 BROOKIES JET	6	11.6m	12.8m (0)	11.8m (0)	2:38.59	29.52s	29.13s
8 BATAVIA BLACKHOLE	7	12.4m	17.1m (0)	17.0m (0)	2:38.65	29.58s	28.81s
4 JAMIE KIM	8	15.4m	21.8m (0)	13.7m (1)	2:38.88	29.00s	29.27s
2 SIDSTREPO	9	15.7m	9.5m (1)	9.4m (2)	2:38.90	29.58s	29.61s
3 GOV STARZZZ	10	16.7m	13.9m (1)	10.5m (3)	2:38.97	29.35s	29.61s
9 LUKE ATTACK	11	19.2m	15.5m (2)	5.8m (2)	2:39.17	28.88s	30.14s

Finish Position and metres gained from 800m





PJ Harness Analyser

Sectional Analysis Software - Not just a formguide!

www.facebook.com/PJHarnessRacing



RISE Digital, Harness Racing Australia nor the provider accepts any responsibility for the completeness or accuracy of any of the information contained herein, and makes no representations about its suitability for any particular purpose. Users should make their own judgements about those matters and/or seek independent advice. You assume all risks associated with use of data provided on this page

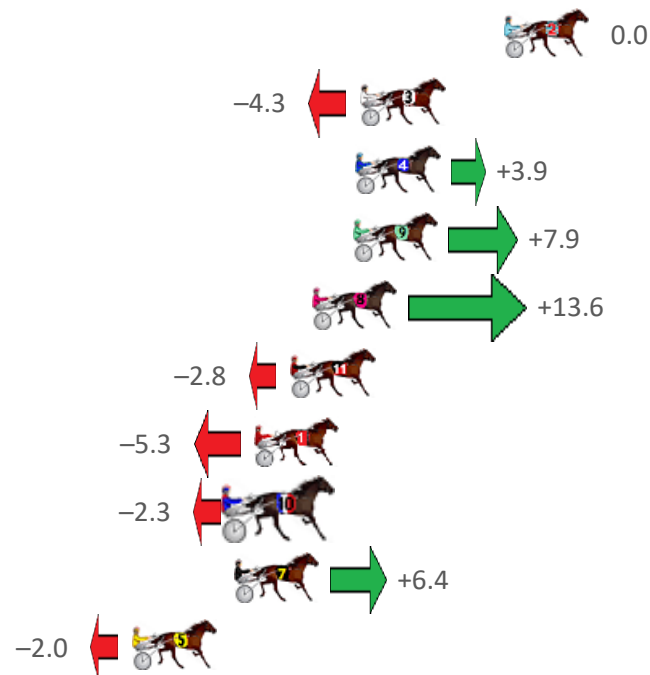
Gloucester Park Race 3 Distance 2130m

Tuesday, 28 November 2023

Gross Time: 2:38.60 MileRate: 1:59.80 LeadTime: 37.90s First Qtr: 30.50s Second Qtr: 30.30s Third Qtr: 29.60s Fourth Qtr: 30.30s

NoHorse	Plc	Mar	800 Posi	400 Posi	Time	3rd Qtr	4th Qtr
2 OUR STAR WATCH	1	0.0m	0.0m (0)	0.0m (0)	2:38.60	29.60s	30.30s
3 DAZZLING JEWEL	2	5.7m	1.4m (1)	0.6m (1)	2:39.05	29.54s	30.71s
4 HERE COMES SHARKI	3	5.9m	9.8m (1)	2.5m (2)	2:39.07	29.06s	30.58s
9 SEEKNYOUSHALLFIN	4	6.0m	13.9m (1)	10.0m (1)	2:39.08	29.32s	30.03s
8 GOTA GOOD WARH	5	7.6m	21.2m (0)	12.7m (2)	2:39.20	28.98s	29.96s
11 CAVALRY CALL	6	8.5m	5.7m (1)	5.9m (1)	2:39.27	29.62s	30.53s
1 STELLA MAJOR	7	9.9m	4.6m (0)	5.1m (0)	2:39.39	29.64s	30.71s
10 TENACIOUS GEORGE	8	10.7m	8.4m (0)	9.4m (0)	2:39.45	29.68s	30.45s
7 TEPELO STAR	9	10.7m	17.1m (0)	13.7m (1)	2:39.45	29.36s	30.13s
5 THE PARTY BOY	10	14.8m	12.8m (0)	13.4m (0)	2:39.77	29.66s	30.47s

Finish Position and metres gained from 800m





PJ Harness Analyser

Sectional Analysis Software - Not just a formguide!

www.facebook.com/PJHarnessRacing



RISE Digital, Harness Racing Australia nor the provider accepts any responsibility for the completeness or accuracy of any of the information contained herein, and makes no representations about its suitability for any particular purpose. Users should make their own judgements about those matters and/or seek independent advice. You assume all risks associated with use of data provided on this page

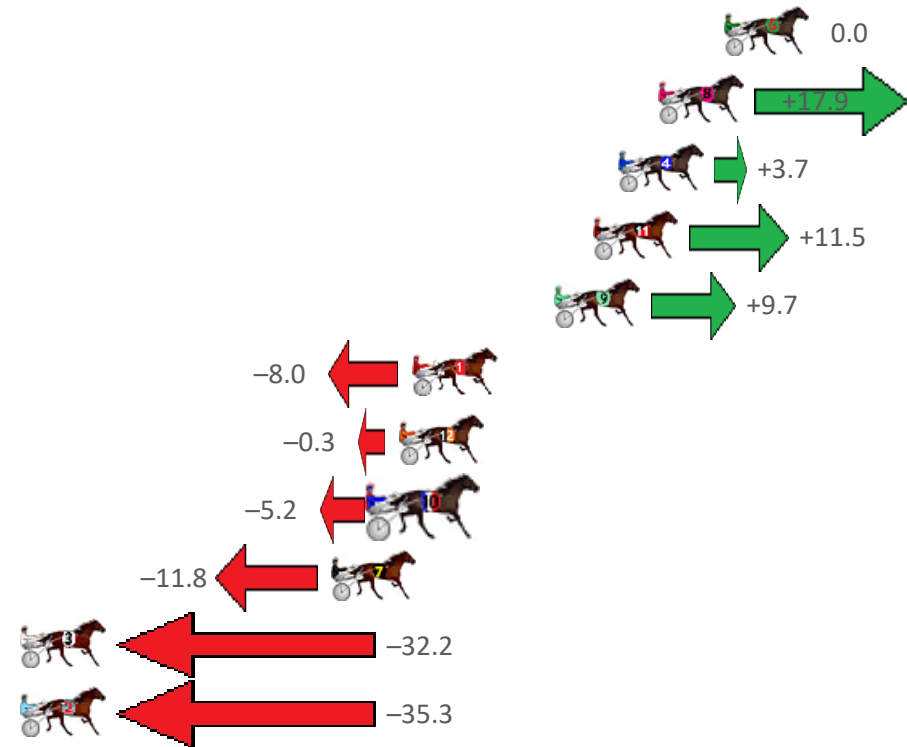
Gloucester Park Race 4 Distance 2130m

Tuesday, 28 November 2023

Gross Time: 2:36.00 MileRate: 1:57.90 LeadTime: 37.70s First Qtr: 29.60s Second Qtr: 29.40s Third Qtr: 30.00s Fourth Qtr: 29.30s

NoHorse	Plc	Mar	800 Posi	400 Posi	Time	3rd Qtr	4th Qtr
6 FIREROCKFIREROLL	1	0.0m	0.0m (0)	0.0m (0)	2:36.00	30.00s	29.30s
8 STAR OF WILLOUGH	2	2.6m	20.5m (1)	4.9m (2)	2:36.20	28.86s	29.14s
4 FRANCO WESTERN	3	4.2m	7.9m (1)	7.9m (1)	2:36.32	30.00s	29.04s
11 TORREVEAN AMY	4	5.2m	16.7m (1)	9.3m (3)	2:36.40	29.47s	29.01s
9 BLUE BLAZER	5	6.7m	16.4m (0)	14.2m (2)	2:36.51	29.84s	28.77s
1 TRIROYALE BRIGADE	6	12.4m	4.4m (0)	4.6m (0)	2:36.95	30.02s	29.91s
12 BLOCKJORG	7	12.9m	12.6m (0)	12.8m (0)	2:36.99	30.02s	29.35s
10 IM SPIDERMAN	8	13.7m	8.5m (0)	8.4m (0)	2:37.05	30.00s	29.73s
7 WALSH	9	15.6m	3.8m (1)	3.8m (1)	2:37.20	30.00s	30.22s
3 HAVE AGO JOE	10	33.9m	1.7m (2)	8.7m (2)	2:38.60	30.52s	31.26s
2 TELLMETOATTACK	11	47.6m	12.3m (1)	16.6m (1)	2:39.66	30.32s	31.74s

Finish Position and metres gained from 800m



PJ Harness Analyser

Sectional Analysis Software - Not just a formguide!

www.facebook.com/PJHarnessRacing

RISE Digital, Harness Racing Australia nor the provider accepts any responsibility for the completeness or accuracy of any of the information contained herein, and makes no representations about its suitability for any particular purpose. Users should make their own judgements about those matters and/or seek independent advice. You assume all risks associated with use of data provided on this page

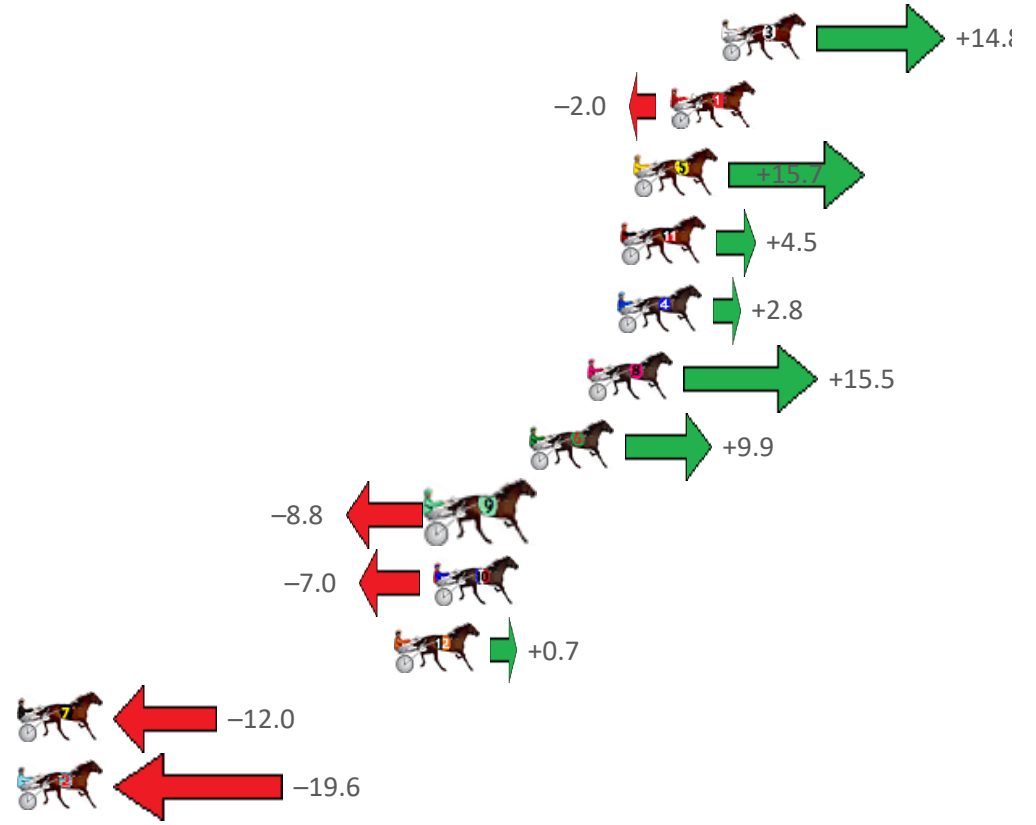
Gloucester Park Race 5 Distance 2130m

Tuesday, 28 November 2023

Gross Time: 2:39.10 MileRate: 2:00.20 LeadTime: 38.60s First Qtr: 31.00s Second Qtr: 29.70s Third Qtr: 29.40s Fourth Qtr: 30.40s

NoHorse	Plc	Mar	800 Posi	400 Posi	Time	3rd Qtr	4th Qtr
3 MADDY MADDY	1	0.0m	14.8m (1)	11.3m (1)	2:39.10	29.16s	29.56s
1 QUEENINTHECORNE	2	2.0m	0.0m (0)	0.0m (0)	2:39.26	29.40s	30.56s
5 MINOR CATASTROP	3	3.5m	19.2m (1)	15.9m (1)	2:39.38	29.18s	29.50s
11 VALHALLA MISS	4	4.0m	8.5m (0)	7.3m (0)	2:39.42	29.32s	30.18s
4 ELSAMAY	5	4.1m	6.9m (1)	5.7m (2)	2:39.43	29.32s	30.30s
8 ZYANYA	6	5.3m	20.8m (2)	20.2m (1)	2:39.52	29.38s	29.32s
6 SECRET REACTION	7	7.6m	17.5m (0)	18.0m (0)	2:39.70	29.46s	29.66s
9 JOELENE	8	11.3m	2.5m (1)	1.9m (1)	2:40.00	29.36s	31.16s
10 MADDY ROCKS	9	11.4m	4.4m (0)	5.7m (1)	2:40.01	29.50s	30.89s
12 LIBBA RACY	10	13.0m	13.7m (0)	14.0m (0)	2:40.13	29.44s	30.39s
7 CAPTAINS BEACHBA	11	28.2m	16.2m (2)	23.7m (2)	2:41.34	29.98s	30.88s
2 ALEXANDRA THEGRE	12	30.0m	10.4m (1)	11.9m (2)	2:41.49	29.52s	31.90s

Finish Position and metres gained from 800m



PJ Harness Analyser

Sectional Analysis Software - Not just a formguide!

www.facebook.com/PJHarnessRacing

RISE Digital, Harness Racing Australia nor the provider accepts any responsibility for the completeness or accuracy of any of the information contained herein, and makes no representations about its suitability for any particular purpose. Users should make their own judgements about those matters and/or seek independent advice. You assume all risks associated with use of data provided on this page

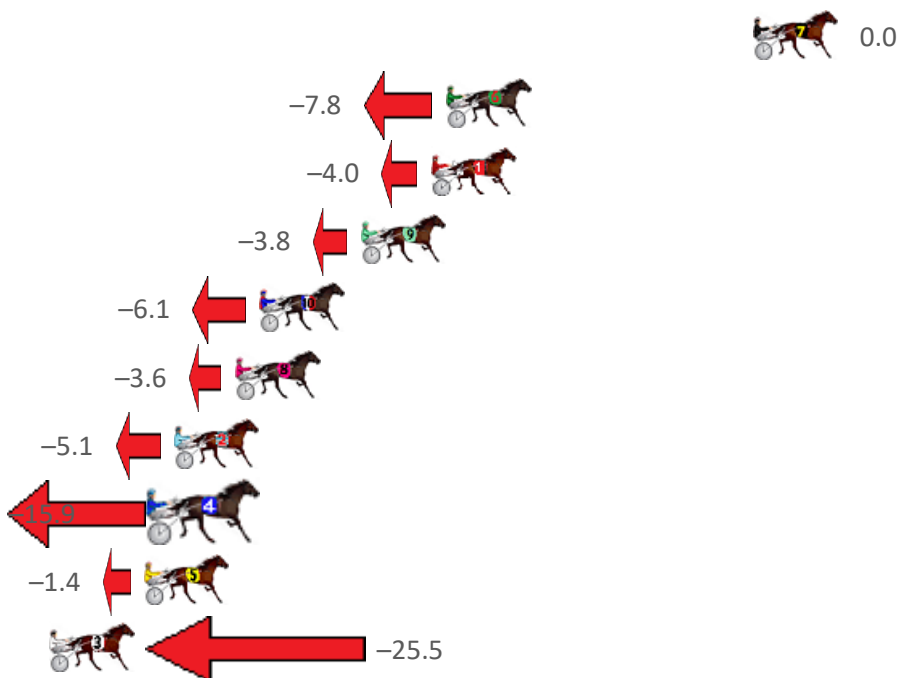
Gloucester Park Race 6 Distance 2130m

Tuesday, 28 November 2023

Gross Time: 2:37.80 MileRate: 1:59.30 LeadTime: 37.40s First Qtr: 31.00s Second Qtr: 31.60s Third Qtr: 29.30s Fourth Qtr: 28.50s

NoHorse	Plc	Mar	800 Posi	400 Posi	Time	3rd Qtr	4th Qtr
7 FRISKY STYX	1	0.0m	0.0m (0)	0.0m (0)	2:37.80	29.30s	28.50s
6 ZACCY MAC	2	12.2m	4.4m (0)	4.5m (0)	2:38.71	29.30s	29.09s
1 BITOFDUTCHCOURA	3	12.8m	8.8m (0)	9.2m (0)	2:38.76	29.32s	28.80s
9 BRONZED	4	15.6m	11.8m (1)	14.0m (1)	2:38.97	29.44s	28.67s
10 SHOOT THROUGH	5	19.6m	13.5m (0)	13.7m (0)	2:39.27	29.30s	28.99s
8 MY CAPTAIN MY CAP	6	20.6m	17.0m (1)	17.6m (2)	2:39.34	29.32s	28.78s
2 BOSTON ROB	7	23.0m	17.9m (0)	18.4m (0)	2:39.52	29.32s	28.90s
4 YA BETTOR FOLLOW	8	23.6m	7.7m (1)	9.8m (1)	2:39.57	29.44s	29.56s
5 THE DARK NIGHT	9	24.2m	22.8m (0)	20.1m (1)	2:39.61	29.08s	28.87s
3 BEALAWYER	10	28.0m	2.5m (1)	5.3m (1)	2:39.90	29.50s	30.21s

Finish Position and metres gained from 800m





PJ Harness Analyser

Sectional Analysis Software - Not just a formguide!

www.facebook.com/PJHarnessRacing



RISE Digital, Harness Racing Australia nor the provider accepts any responsibility for the completeness or accuracy of any of the information contained herein, and makes no representations about its suitability for any particular purpose. Users should make their own judgements about those matters and/or seek independent advice. You assume all risks associated with use of data provided on this page

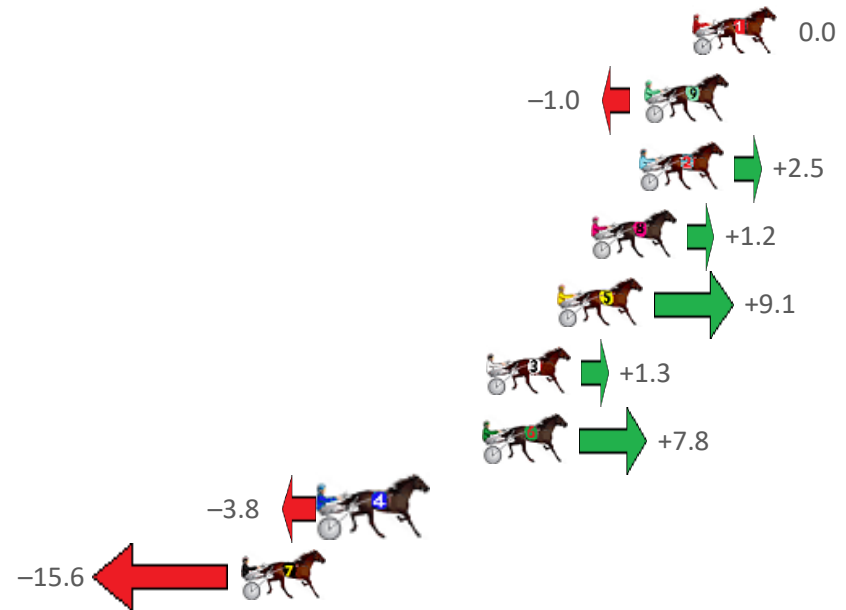
Gloucester Park Race 7 Distance 2130m

Tuesday, 28 November 2023

Gross Time: 2:42.90 MileRate: 2:03.10 LeadTime: 40.70s First Qtr: 32.90s Second Qtr: 31.60s Third Qtr: 28.00s Fourth Qtr: 29.70s

NoHorse	Plc	Mar	800 Posi	400 Posi	Time	3rd Qtr	4th Qtr
1 BREACAT	1	0.0m	0.0m (0)	0.0m (0)	2:42.90	28.00s	29.70s
9 SISTER ACT	2	1.9m	0.9m (1)	0.9m (1)	2:43.05	28.00s	29.79s
2 MISS LAUREL LEA	3	2.1m	4.6m (0)	4.2m (0)	2:43.06	27.98s	29.56s
8 JADES FORTUNE	4	4.0m	5.2m (1)	7.0m (1)	2:43.21	28.14s	29.51s
5 IMA TINY DANCER	5	5.3m	14.4m (0)	13.7m (1)	2:43.31	27.98s	29.13s
3 DEBRENIKA	6	8.2m	9.5m (0)	9.2m (0)	2:43.54	28.00s	29.68s
6 IMMACHULATE	7	8.3m	16.1m (1)	19.8m (0)	2:43.55	28.30s	28.93s
4 SYNCOPATION	8	14.4m	10.6m (1)	15.7m (2)	2:44.02	28.38s	29.70s
7 FOLLOW MY STRIDE	9	17.9m	2.3m (2)	9.5m (2)	2:44.29	28.52s	30.41s

Finish Position and metres gained from 800m



PJ Harness Analyser

Sectional Analysis Software - Not just a formguide!

www.facebook.com/PJHarnessRacing



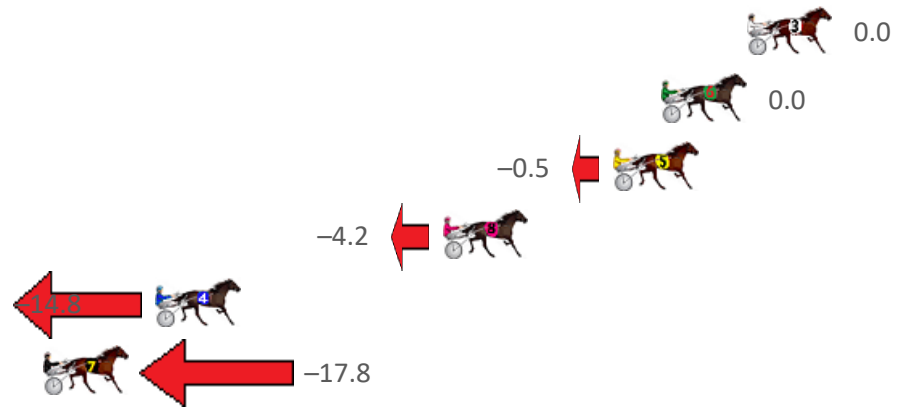
Gloucester Park Race 8 Distance 2130m

Tuesday, 28 November 2023

Gross Time: 2:41.20 MileRate: 2:01.80 LeadTime: 40.00s First Qtr: 33.60s Second Qtr: 30.90s Third Qtr: 28.60s Fourth Qtr: 28.10s

NoHorse	Plc	Mar	800 Posi	400 Posi	Time	3rd Qtr	4th Qtr
3 VANDERBILT	1	0.0m	0.0m (0)	0.0m (0)	2:41.20	28.60s	28.10s
6 UNLUCKY	2	3.4m	3.4m (1)	3.2m (1)	2:41.45	28.58s	28.13s
5 SWEET LUCIFER	3	5.3m	4.8m (0)	5.1m (0)	2:41.59	28.62s	28.13s
8 PACIFIC EAGLE	4	12.1m	7.9m (1)	7.7m (1)	2:42.09	28.58s	28.45s
4 FARRIERS TROUBLE	5	23.5m	8.7m (0)	9.9m (0)	2:42.94	28.68s	29.14s
7 TRUNKEY FETCH	6	30.7m	12.9m (0)	15.3m (0)	2:43.47	28.76s	29.29s

Finish Position and metres gained from 800m





PJ Harness Analyser

Sectional Analysis Software - Not just a formguide!

www.facebook.com/PJHarnessRacing



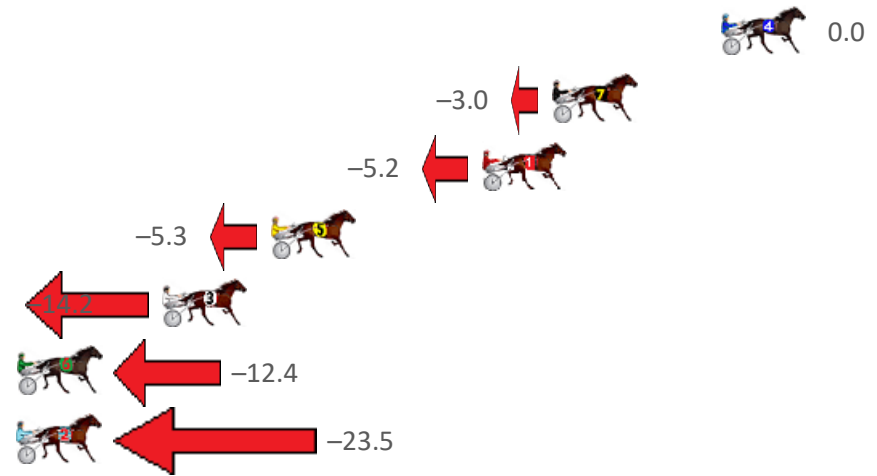
Gloucester Park Race 9 Distance 2130m

Tuesday, 28 November 2023

Gross Time: 2:35.40 MileRate: 1:57.40 LeadTime: 38.60s First Qtr: 30.90s Second Qtr: 30.10s Third Qtr: 28.10s Fourth Qtr: 27.70s

NoHorse	Plc	Mar	800 Posi	400 Posi	Time	3rd Qtr	4th Qtr
4 FLYING RUMOUR	1	0.0m	0.0m (0)	0.0m (0)	2:35.40	28.10s	27.70s
7 CUT N RUN	2	6.7m	3.7m (1)	3.2m (1)	2:35.89	28.06s	27.97s
1 HESACHARMER	3	9.5m	4.3m (0)	4.6m (0)	2:36.09	28.12s	28.07s
5 HAYWIRE	4	17.9m	12.6m (1)	13.0m (1)	2:36.70	28.12s	28.10s
3 AMAZING AMERICA	5	22.2m	8.0m (1)	8.1m (1)	2:37.02	28.10s	28.76s
6 ALLWOOD WIZARD	6	29.0m	16.6m (1)	19.1m (1)	2:37.51	28.26s	28.49s
2 FRANKIE J HOLDEN	7	32.1m	8.6m (0)	11.0m (0)	2:37.74	28.26s	29.28s

Finish Position and metres gained from 800m





PJ Harness Analyser

Sectional Analysis Software - Not just a formguide!

www.facebook.com/PJHarnessRacing



RISE Digital, Harness Racing Australia nor the provider accepts any responsibility for the completeness or accuracy of any of the information contained herein, and makes no representations about its suitability for any particular purpose. Users should make their own judgements about those matters and/or seek independent advice. You assume all risks associated with use of data provided on this page