

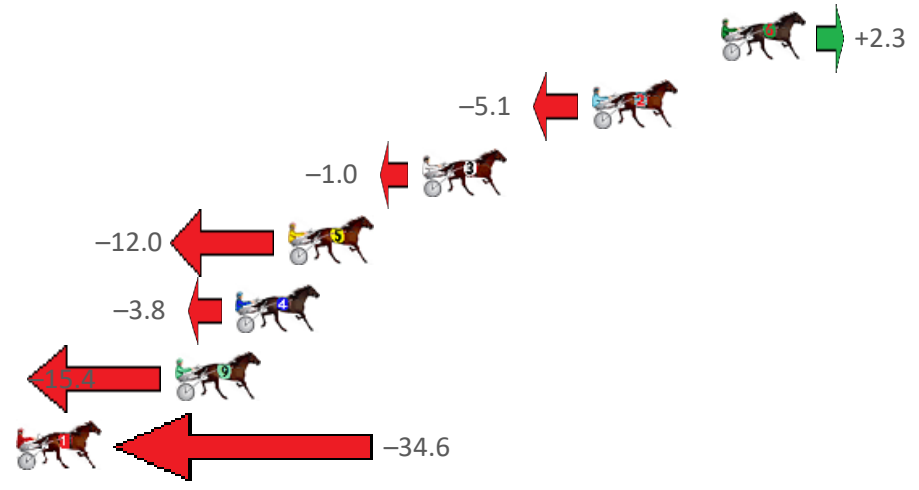
Gloucester Park Race 1 Distance 2130m

Tuesday, 31 October 2023

Gross Time: 2:35.50 MileRate: 1:57.50 LeadTime: 36.60s First Qtr: 31.80s Second Qtr: 30.00s Third Qtr: 28.10s Fourth Qtr: 29.00s

NoHorse	Plc	Mar	800 Posi	400 Posi	Time	3rd Qtr	4th Qtr
6 MY CAPTAIN MY CAP	1	0.0m	2.3m (1)	1.4m (1)	2:35.50	28.04s	28.90s
2 UNLUCKY	2	5.1m	0.0m (0)	0.0m (0)	2:35.89	28.10s	29.39s
3 SPUDMEISTER	3	11.9m	10.9m (1)	11.9m (1)	2:36.41	28.18s	29.06s
5 MAJOR MANHATTA	4	17.2m	5.2m (0)	5.4m (0)	2:36.81	28.12s	29.93s
4 ARMA WARRIOR	5	19.3m	15.5m (0)	16.9m (1)	2:36.97	28.22s	29.27s
9 INDOMITABLE SYMB	6	21.7m	6.3m (1)	7.9m (1)	2:37.15	28.22s	30.09s
1 TORREVEAN PINKY	7	44.6m	10.0m (0)	14.4m (0)	2:38.89	28.42s	31.37s

Finish Position and metres gained from 800m





PJ Harness Analyser

Sectional Analysis Software - Not just a formguide!

www.facebook.com/PJHarnessRacing



RISE Digital, Harness Racing Australia nor the provider accepts any responsibility for the completeness or accuracy of any of the information contained herein, and makes no representations about its suitability for any particular purpose. Users should make their own judgements about those matters and/or seek independent advice. You assume all risks associated with use of data provided on this page

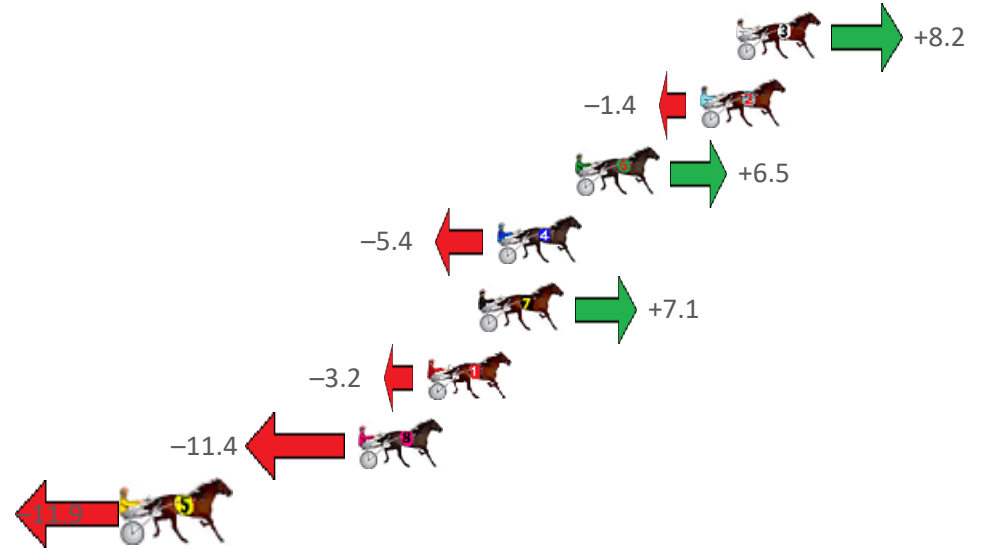
Gloucester Park Race 2 Distance 2130m

Tuesday, 31 October 2023

Gross Time: 2:36.10 MileRate: 1:57.90 LeadTime: 37.20s First Qtr: 30.50s Second Qtr: 29.30s Third Qtr: 29.40s Fourth Qtr: 29.70s

NoHorse	Plc	Mar	800 Posi	400 Posi	Time	3rd Qtr	4th Qtr
3 ALTA QUEEN	1	0.0m	8.2m (1)	7.9m (1)	2:36.10	29.38s	29.12s
2 WALSH	2	1.4m	0.0m (0)	0.0m (0)	2:36.21	29.40s	29.81s
6 EUSTON FLYER	3	6.4m	12.9m (1)	11.7m (1)	2:36.60	29.32s	29.34s
4 BLOCKJORG	4	9.5m	4.1m (0)	4.1m (0)	2:36.84	29.40s	30.14s
7 CAPTAINS COTE	5	10.2m	17.3m (0)	16.9m (0)	2:36.89	29.38s	29.25s
1 LETS ROCK TONIGHT	6	12.3m	9.1m (0)	9.3m (0)	2:37.06	29.42s	29.98s
8 CRY HAVOC	7	15.0m	3.6m (1)	3.3m (1)	2:37.27	29.38s	30.63s
5 ACOLTNAMEDSU	8	24.0m	12.1m (2)	10.7m (2)	2:37.97	29.30s	30.78s

Finish Position and metres gained from 800m



PJ Harness Analyser

Sectional Analysis Software - Not just a formguide!

www.facebook.com/PJHarnessRacing

RISE Digital, Harness Racing Australia nor the provider accepts any responsibility for the completeness or accuracy of any of the information contained herein, and makes no representations about its suitability for any particular purpose. Users should make their own judgements about those matters and/or seek independent advice. You assume all risks associated with use of data provided on this page

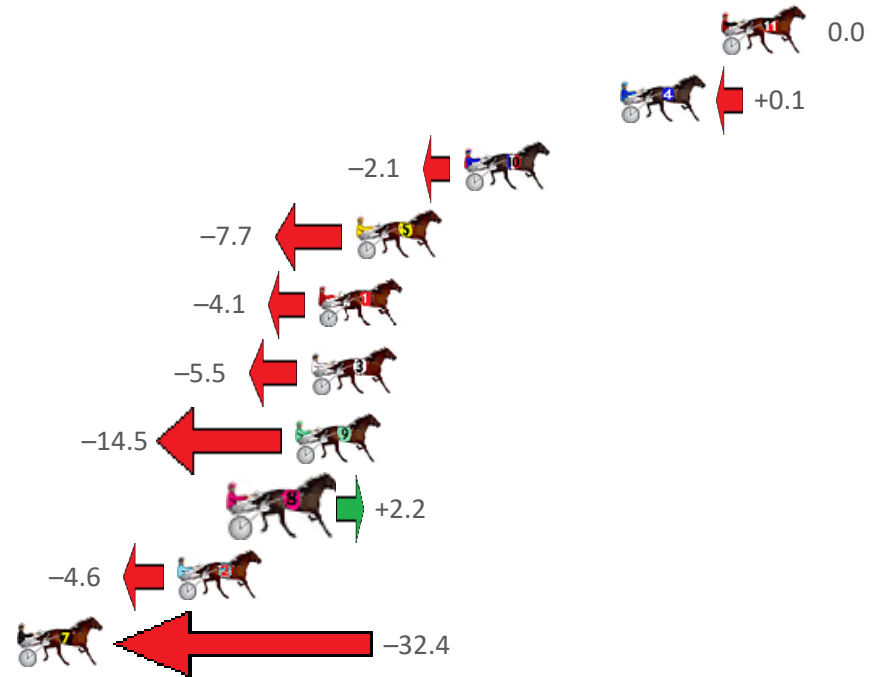
Gloucester Park Race 3 Distance 2130m

Tuesday, 31 October 2023

Gross Time: 2:36.80 MileRate: 1:58.50 LeadTime: 36.90s First Qtr: 31.60s Second Qtr: 30.00s Third Qtr: 29.80s Fourth Qtr: 28.50s

NoHorse	Plc	Mar	800 Posi	400 Posi	Time	3rd Qtr	4th Qtr
11 MY WATCHLIST	1	0.0m	0.0m (0)	0.0m (0)	2:36.80	29.80s	28.50s
4 SHOOT THROUGH	2	4.0m	4.1m (0)	3.9m (0)	2:37.10	29.78s	28.52s
10 THE WILDCARD	3	10.2m	8.1m (0)	7.7m (0)	2:37.56	29.76s	28.70s
5 STEREOPHONIC	4	14.5m	6.8m (1)	7.5m (1)	2:37.89	29.84s	29.04s
1 SIR BELVEDERE	5	16.0m	11.9m (0)	11.9m (0)	2:38.00	29.78s	28.84s
3 BEALAWYER	6	16.3m	10.8m (1)	11.4m (1)	2:38.02	29.82s	28.90s
9 PRINCE SAHARA	7	16.9m	2.4m (1)	3.3m (1)	2:38.06	29.86s	29.52s
8 STRIKE MASTER	8	19.1m	21.3m (0)	21.3m (0)	2:38.23	29.76s	28.39s
2 TORREVEAN AMY	9	21.6m	17.0m (0)	16.3m (0)	2:38.42	29.72s	28.94s
7 THE DARK NIGHT	10	50.8m	18.4m (1)	17.7m (1)	2:40.60	29.72s	31.02s

Finish Position and metres gained from 800m



PJ Harness Analyser

Sectional Analysis Software - Not just a formguide!

www.facebook.com/PJHarnessRacing

RISE Digital, Harness Racing Australia nor the provider accepts any responsibility for the completeness or accuracy of any of the information contained herein, and makes no representations about its suitability for any particular purpose. Users should make their own judgements about those matters and/or seek independent advice. You assume all risks associated with use of data provided on this page


Gloucester Park Race 4 Distance 2536m

Tuesday, 31 October 2023

Gross Time: 3:06.80 MileRate: 1:58.50 LeadTime: 68.90s First Qtr: 29.50s Second Qtr: 30.90s Third Qtr: 28.60s Fourth Qtr: 28.90s

NoHorse	Plc	Mar	800 Posi	400 Posi	Time	3rd Qtr	4th Qtr
9 FLEUR DU MAQUIS	1	0.0m	0.0m (1)	1.2m (1)	3:06.80	28.68s	28.82s
10 MISTER MONTBLAN	2	1.6m	10.1m (0)	10.6m (0)	3:06.92	28.64s	28.26s
4 SOUND WAVE	3	5.4m	0.9m (0)	0.0m (0)	3:07.21	28.54s	29.31s
1 TUX AND TAILS	4	10.2m	4.8m (0)	5.0m (0)	3:07.57	28.62s	29.31s
12 CAVALRY CALL	5	12.4m	14.6m (0)	14.6m (0)	3:07.74	28.60s	28.80s
7 TRIPLE BRIE	6	19.0m	18.9m (0)	19.3m (0)	3:08.24	28.64s	28.96s
8 OUR LADY JEN	7	24.2m	17.2m (1)	18.3m (2)	3:08.64	28.68s	29.43s
6 TORPEDO ROCK	8	26.4m	17.5m (2)	22.2m (2)	3:08.80	28.94s	29.32s
3 JUSTLIKE TURBO	9	26.7m	13.8m (2)	19.7m (3)	3:08.83	29.03s	29.52s
2 THE WATCH MAKER	10	31.2m	9.0m (2)	13.5m (2)	3:09.17	28.92s	30.30s
5 OUR STAR WATCH	11	31.7m	9.9m (1)	15.4m (1)	3:09.20	29.00s	30.20s
11 GOLD HORSESHOE	12	58.1m	5.1m (1)	7.0m (1)	3:11.21	28.74s	32.80s

Finish Position and metres gained from 800m



PJ Harness Analyser

Sectional Analysis Software - Not just a formguide!

www.facebook.com/PJHarnessRacing

RISE Digital, Harness Racing Australia nor the provider accepts any responsibility for the completeness or accuracy of any of the information contained herein, and makes no representations about its suitability for any particular purpose. Users should make their own judgements about those matters and/or seek independent advice. You assume all risks associated with use of data provided on this page

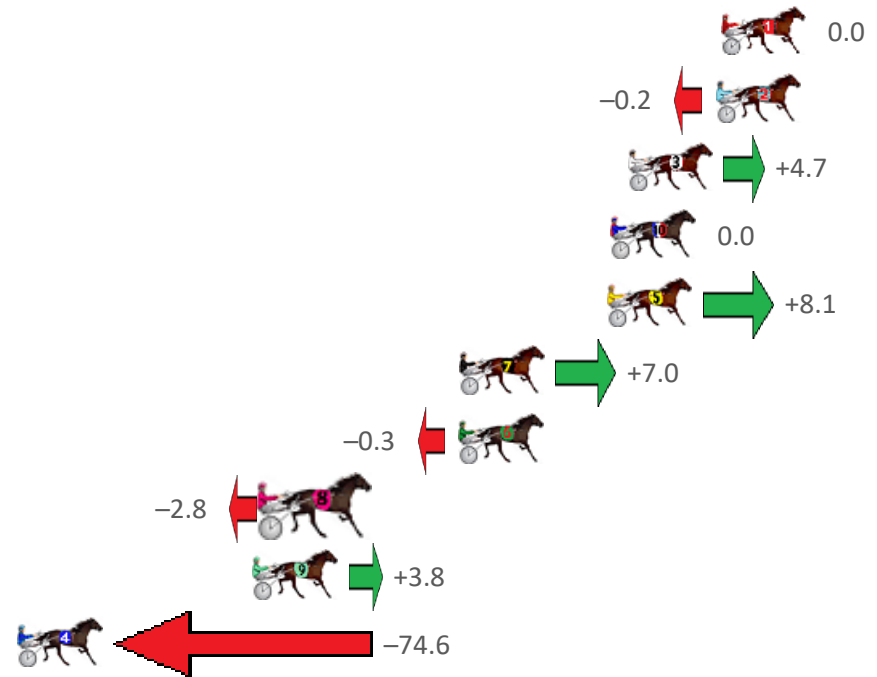
Gloucester Park Race 5 Distance 2130m

Tuesday, 31 October 2023

Gross Time: 2:38.40 MileRate: 1:59.70 LeadTime: 37.70s First Qtr: 32.30s Second Qtr: 30.40s Third Qtr: 28.70s Fourth Qtr: 29.30s

NoHorse	Plc	Mar	800 Posi	400 Posi	Time	3rd Qtr	4th Qtr
1 RODASI	1	0.0m	0.0m (0)	0.0m (0)	2:38.40	28.70s	29.30s
2 PRIDDAH	2	0.2m	0.0m (1)	1.4m (1)	2:38.42	28.80s	29.21s
3 WHERESTHETOWRO	3	3.7m	8.4m (0)	8.6m (0)	2:38.68	28.72s	28.96s
10 DOCTOR STEVE	4	4.4m	4.4m (0)	4.7m (0)	2:38.74	28.73s	29.30s
5 HERE COMES SHARKI	5	4.5m	12.6m (0)	10.3m (1)	2:38.75	28.54s	28.90s
7 AMERICAN ROCK	6	10.4m	17.4m (0)	14.4m (0)	2:39.20	28.50s	29.06s
6 GOV STARZZZ	7	10.4m	10.1m (1)	5.9m (1)	2:39.20	28.40s	29.68s
8 THE BATMOBILE	8	17.9m	15.1m (1)	15.0m (1)	2:39.78	28.70s	29.59s
9 TENACIOUS GEORGE	9	18.6m	22.4m (0)	21.9m (0)	2:39.83	28.68s	29.15s
4 SECRET REACTION	10	80.8m	6.2m (1)	26.4m (1)	2:44.61	30.16s	33.61s

Finish Position and metres gained from 800m





PJ Harness Analyser

Sectional Analysis Software - Not just a formguide!

www.facebook.com/PJHarnessRacing



RISE Digital, Harness Racing Australia nor the provider accepts any responsibility for the completeness or accuracy of any of the information contained herein, and makes no representations about its suitability for any particular purpose. Users should make their own judgements about those matters and/or seek independent advice. You assume all risks associated with use of data provided on this page


Gloucester Park Race 6 Distance 2130m

Tuesday, 31 October 2023

Gross Time: 2:38.80 MileRate: 2:00.00 LeadTime: 37.70s First Qtr: 32.20s Second Qtr: 30.90s Third Qtr: 28.90s Fourth Qtr: 29.10s

NoHorse	Plc	Mar	800 Posi	400 Posi	Time	3rd Qtr	4th Qtr
1 ALFREDI	1	0.0m	4.2m (0)	4.4m (0)	2:38.80	28.92s	28.78s
6 ROBshaw	2	1.7m	0.0m (0)	0.0m (0)	2:38.93	28.90s	29.23s
3 HAVE AGO JOE	3	8.9m	2.2m (1)	4.2m (1)	2:39.48	29.04s	29.48s
7 EYE BETTER	4	10.7m	15.3m (1)	7.3m (2)	2:39.62	28.32s	29.39s
2 IMPRESSIVE SIGNS	5	10.7m	7.0m (1)	9.2m (1)	2:39.62	29.06s	29.25s
4 FIREBALL FRIDAY	6	12.8m	11.1m (1)	13.1m (1)	2:39.78	29.04s	29.14s
10 TEPELO STAR	7	14.6m	8.4m (0)	9.2m (0)	2:39.91	28.96s	29.55s
5 JILLIBY JAKE	8	15.1m	12.3m (0)	13.3m (0)	2:39.95	28.98s	29.29s
9 THE PARTY BOY	9	18.5m	20.6m (0)	24.1m (0)	2:40.21	29.16s	28.77s
8 BELONERO	10	22.6m	16.4m (0)	19.4m (0)	2:40.53	29.12s	29.43s

Finish Position and metres gained from 800m





PJ Harness Analyser

Sectional Analysis Software - Not just a formguide!

www.facebook.com/PJHarnessRacing



RISE Digital, Harness Racing Australia nor the provider accepts any responsibility for the completeness or accuracy of any of the information contained herein, and makes no representations about its suitability for any particular purpose. Users should make their own judgements about those matters and/or seek independent advice. You assume all risks associated with use of data provided on this page

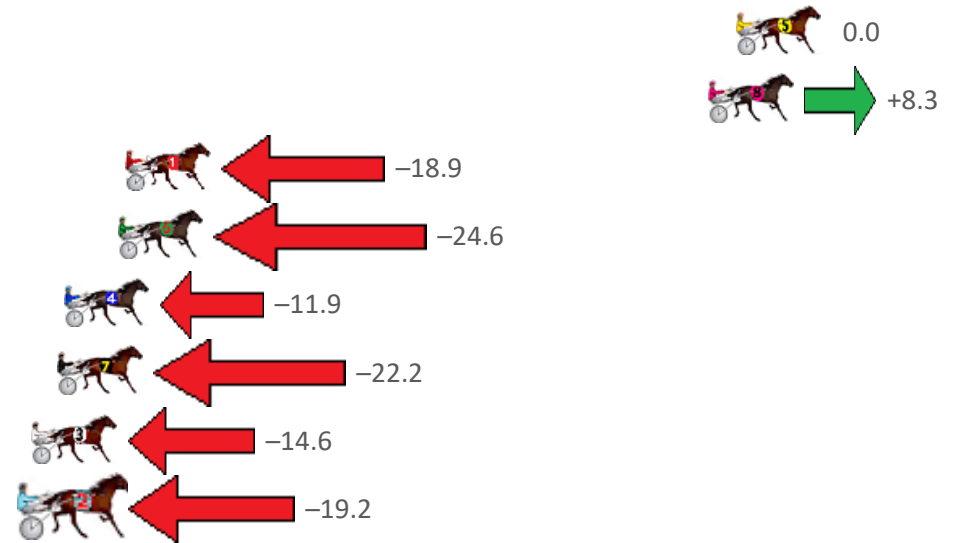
Gloucester Park Race 7 Distance 2130m

Tuesday, 31 October 2023

Gross Time: 2:37.50 MileRate: 1:59.00 LeadTime: 39.40s First Qtr: 31.50s Second Qtr: 29.40s Third Qtr: 28.30s Fourth Qtr: 28.90s

NoHorse	Plc	Mar	800 Posi	400 Posi	Time	3rd Qtr	4th Qtr
5 BARBADOS	1	0.0m	0.0m (0)	0.0m (0)	2:37.50	28.30s	28.90s
8 BELLA RAGAZZA	2	1.1m	9.4m (1)	7.7m (2)	2:37.58	28.18s	28.44s
1 READY TO ATTACK	3	24.3m	5.4m (0)	8.4m (0)	2:39.34	28.52s	30.14s
6 GHOSTWRITER	4	24.6m	0.0m (1)	2.3m (1)	2:39.37	28.46s	30.60s
4 STROMNESS	5	26.7m	14.8m (1)	14.9m (1)	2:39.53	28.32s	29.86s
7 JAMIE KIM	6	27.0m	4.8m (1)	8.8m (1)	2:39.55	28.58s	30.33s
3 FARRIERS TROUBLE	7	28.8m	14.2m (0)	17.7m (0)	2:39.68	28.56s	29.82s
2 JORDANO	8	29.2m	10.0m (0)	14.1m (0)	2:39.71	28.60s	30.11s

Finish Position and metres gained from 800m





PJ Harness Analyser

Sectional Analysis Software - Not just a formguide!

www.facebook.com/PJHarnessRacing



RISE Digital, Harness Racing Australia nor the provider accepts any responsibility for the completeness or accuracy of any of the information contained herein, and makes no representations about its suitability for any particular purpose. Users should make their own judgements about those matters and/or seek independent advice. You assume all risks associated with use of data provided on this page

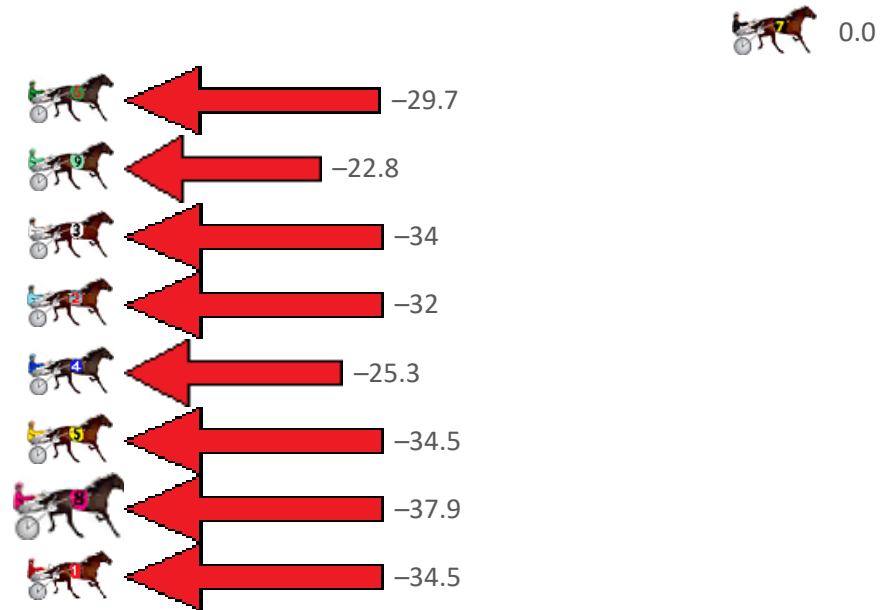
Gloucester Park Race 8 Distance 2130m

Tuesday, 31 October 2023

Gross Time: 2:34.80 MileRate: 1:57.00 LeadTime: 37.20s First Qtr: 30.90s Second Qtr: 30.30s Third Qtr: 28.40s Fourth Qtr: 28.00s

NoHorse	Plc	Mar	800 Posi	400 Posi	Time	3rd Qtr	4th Qtr
7 MONTANA GLORY	1	0.0m	0.0m (0)	0.0m (0)	2:34.80	28.40s	28.00s
6 COURAGE OF LOMB	2	34.2m	4.5m (0)	5.1m (0)	2:37.32	28.44s	30.16s
9 JADES FORTUNE	3	38.7m	15.9m (1)	20.3m (1)	2:37.65	28.70s	29.43s
3 SYNCOPATION	4	40.3m	6.5m (1)	12.6m (1)	2:37.77	28.82s	30.08s
2 IMMACHULATE	5	40.4m	8.8m (0)	12.3m (0)	2:37.77	28.64s	30.11s
4 SHES A LUCKY PENN	6	42.6m	17.3m (0)	23.4m (0)	2:37.94	28.82s	29.50s
5 SISTER ACT	7	45.8m	11.3m (1)	17.8m (2)	2:38.17	28.84s	30.13s
8 CHEESE AND BICCYS	8	47.5m	9.6m (2)	13.5m (2)	2:38.30	28.66s	30.55s
1 STAR OF KAOS	9	47.8m	13.3m (0)	19.1m (0)	2:38.32	28.80s	30.18s

Finish Position and metres gained from 800m





PJ Harness Analyser

Sectional Analysis Software - Not just a formguide!

www.facebook.com/PJHarnessRacing



RISE Digital, Harness Racing Australia nor the provider accepts any responsibility for the completeness or accuracy of any of the information contained herein, and makes no representations about its suitability for any particular purpose. Users should make their own judgements about those matters and/or seek independent advice. You assume all risks associated with use of data provided on this page

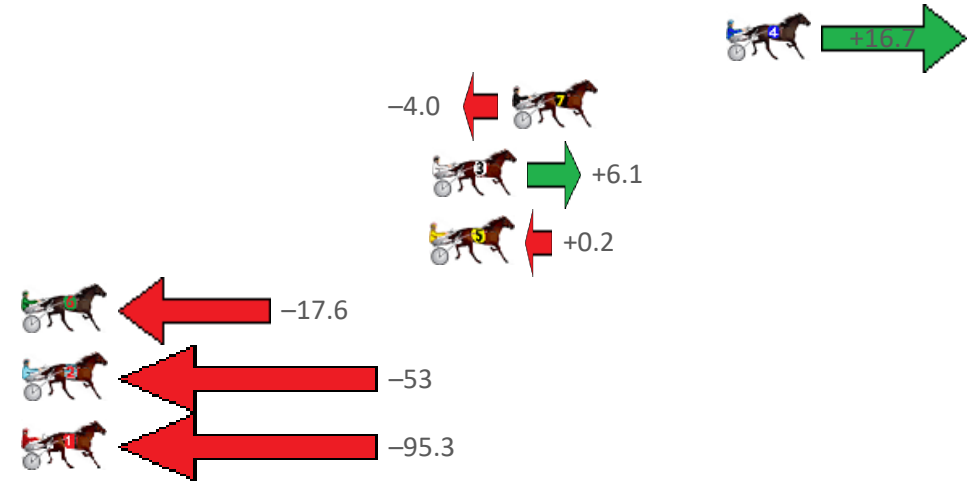
Gloucester Park Race 9 Distance 2536m

Tuesday, 31 October 2023

Gross Time: 3:15.80 MileRate: 2:04.20 LeadTime: 72.10s First Qtr: 32.20s Second Qtr: 30.30s Third Qtr: 31.10s Fourth Qtr: 30.10s

NoHorse	Plc	Mar	800 Posi	400 Posi	Time	3rd Qtr	4th Qtr
4 LUVAF LAIR	1	0.0m	16.7m (1)	4.5m (1)	3:15.80	30.18s	29.76s
7 BEE BEE BEROC	2	8.5m	4.5m (0)	0.0m (0)	3:16.47	30.76s	30.77s
3 KYVALLEY CLICHY	3	11.7m	17.8m (0)	8.7m (1)	3:16.72	30.42s	30.36s
5 DARK SECRET	4	11.8m	12.0m (1)	1.6m (2)	3:16.73	30.32s	30.91s
6 STAY FOCUSED	5	35.7m	18.1m (2)	6.1m (2)	3:18.61	30.20s	32.45s
2 ONE BID BUYS	6	52.5m	0.0m (0)	4.0m (0)	3:19.94	31.40s	33.94s
1 ONE OVER DA SON	7	108.3m	13.0m (0)	19.2m (0)	3:24.34	31.58s	37.18s

Finish Position and metres gained from 800m





PJ Harness Analyser

Sectional Analysis Software - Not just a formguide!

www.facebook.com/PJHarnessRacing



RISE Digital, Harness Racing Australia nor the provider accepts any responsibility for the completeness or accuracy of any of the information contained herein, and makes no representations about its suitability for any particular purpose. Users should make their own judgements about those matters and/or seek independent advice. You assume all risks associated with use of data provided on this page