

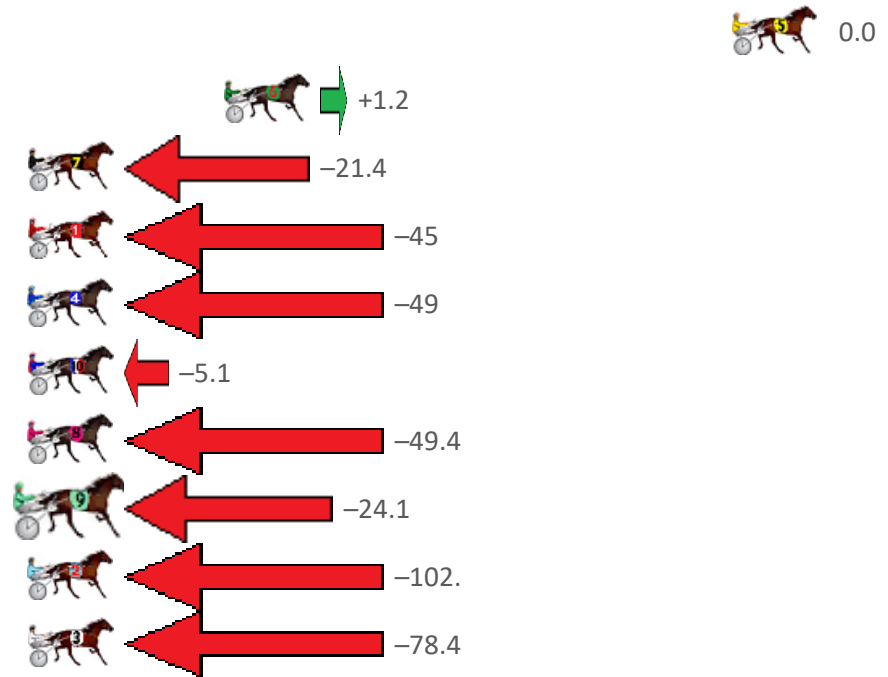
Pinjarra Race 1 Distance 2116m

Monday, 6 November 2023

Gross Time: 2:39.20 MileRate: 2:01.10 LeadTime: 41.20s First Qtr: 29.40s Second Qtr: 29.10s Third Qtr: 29.90s Fourth Qtr: 29.60s

NoHorse	Plc	Mar	800 Posi	400 Posi	Time	3rd Qtr	4th Qtr
5 UPTOWN LAD	1	0.0m	0.0m (0)	0.0m (0)	2:39.20	29.90s	29.60s
6 ALDEBARAN SUNDO	2	20.2m	21.4m (1)	17.6m (2)	2:40.77	29.62s	29.79s
7 STAY FOCUSED	3	49.8m	28.4m (0)	26.0m (1)	2:43.06	29.73s	31.35s
1 TENNERSON	4	49.9m	5.2m (0)	18.4m (0)	2:43.07	30.89s	31.92s
4 BEE BEE BEROCC	5	52.7m	4.6m (1)	18.8m (1)	2:43.29	30.96s	32.09s
10 LUVAF LAIR	6	80.1m	75.0m (0)	70.0m (0)	2:45.41	29.53s	30.34s
8 MARENGO BAY	7	85.4m	36.0m (0)	33.2m (1)	2:45.83	29.71s	33.44s
9 KYVALLEY CLICHY	8	92.1m	68.0m (0)	76.0m (0)	2:46.35	30.50s	30.78s
2 ONE OVER DA SON	9	118.6m	16.2m (0)	60.0m (0)	2:48.40	33.16s	33.91s
3 YOUR KIDDING	10	130.4m	52.0m (0)	90.0m (0)	2:49.32	32.73s	32.57s

Finish Position and metres gained from 800m





PJ Harness Analyser

Sectional Analysis Software - Not just a formguide!

www.facebook.com/PJHarnessRacing



RISE Digital, Harness Racing Australia nor the provider accepts any responsibility for the completeness or accuracy of any of the information contained herein, and makes no representations about its suitability for any particular purpose. Users should make their own judgements about those matters and/or seek independent advice. You assume all risks associated with use of data provided on this page

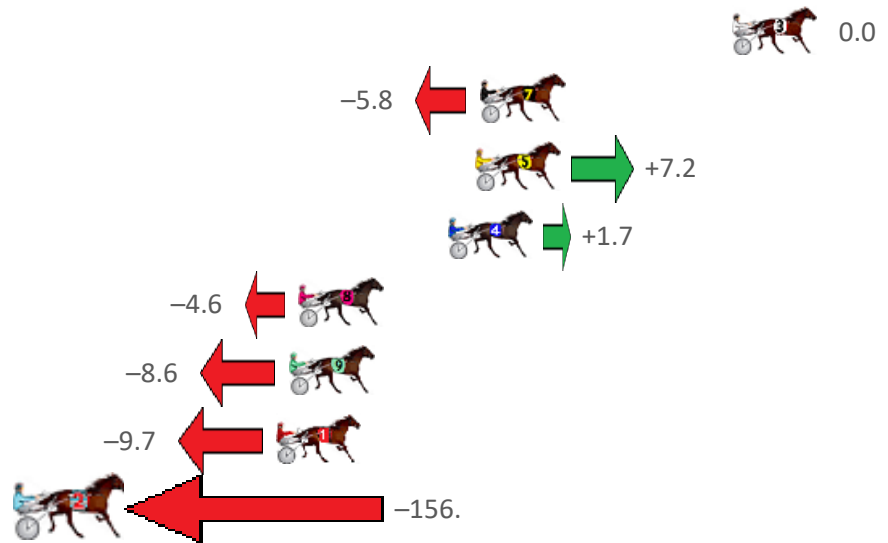
Pinjarra Race 2 Distance 2185m

Monday, 6 November 2023

Gross Time: 2:41.70 MileRate: 1:59.10 LeadTime: 42.10s First Qtr: 31.80s Second Qtr: 31.20s Third Qtr: 28.40s Fourth Qtr: 28.20s

NoHorse	Plc	Mar	800 Posi	400 Posi	Time	3rd Qtr	4th Qtr
3 AMBITSIYA	1	0.0m	0.0m (0)	0.0m (0)	2:41.70	28.40s	28.20s
7 RELATIVELY ARMA	2	10.0m	4.2m (0)	4.0m (0)	2:42.44	28.39s	28.62s
5 UBEEN THUNDASTR	3	10.2m	17.4m (1)	13.0m (2)	2:42.46	28.09s	28.00s
4 SUN PUBLISHER	4	11.3m	13.0m (1)	8.2m (1)	2:42.54	28.06s	28.42s
8 TAXI IT IS	5	17.2m	12.6m (0)	12.4m (1)	2:42.97	28.39s	28.54s
9 INFINITE MERIT	6	17.6m	9.0m (1)	3.6m (1)	2:43.00	28.02s	29.18s
1 SONIC SEELSTER	7	18.1m	8.4m (0)	8.4m (0)	2:43.04	28.40s	28.88s
2 COUNT BOSCAR	8	160.8m	4.8m (1)	60.0m (0)	2:53.62	32.31s	35.27s

Finish Position and metres gained from 800m





PJ Harness Analyser

Sectional Analysis Software - Not just a formguide!

www.facebook.com/PJHarnessRacing



RISE Digital, Harness Racing Australia nor the provider accepts any responsibility for the completeness or accuracy of any of the information contained herein, and makes no representations about its suitability for any particular purpose. Users should make their own judgements about those matters and/or seek independent advice. You assume all risks associated with use of data provided on this page

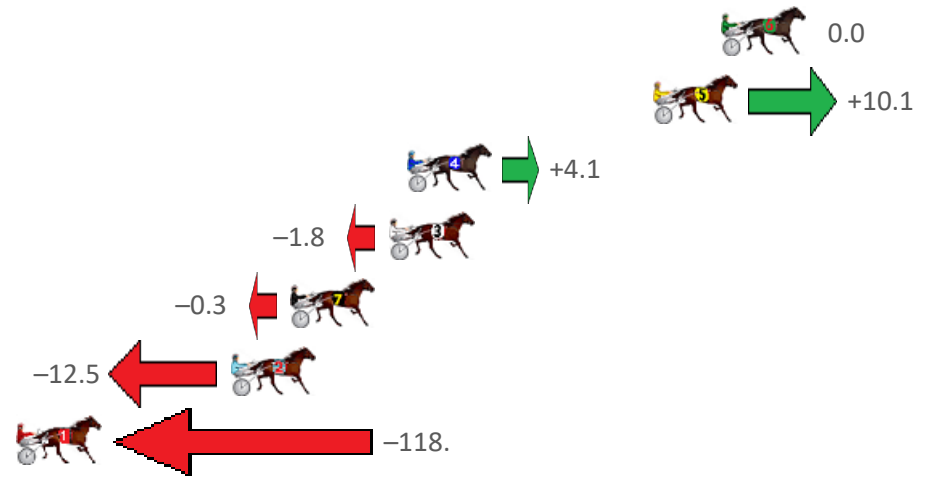
Pinjarra Race 3 Distance 1177m

Monday, 6 November 2023

Gross Time: 1:25.00 MileRate: 1:56.20 LeadTime: 0.00s First Qtr: 0.00s Second Qtr: 26.30s Third Qtr: 29.80s Fourth Qtr: 28.90s

NoHorse	Plc	Mar	800 Posi	400 Posi	Time	3rd Qtr	4th Qtr
6 RECOVER LOVER	1	0.0m	0.0m (0)	0.0m (0)	1:25.00	29.80s	28.90s
5 EXTINCTION	2	2.7m	12.8m (1)	5.4m (0)	1:25.20	29.26s	28.71s
4 MANGO TANGO	3	12.5m	16.6m (0)	14.4m (1)	1:25.95	29.64s	28.76s
3 UNEARTHED	4	13.2m	11.4m (0)	10.2m (1)	1:26.00	29.72s	29.12s
7 ADORE ME SOME M	5	17.1m	16.8m (1)	11.6m (2)	1:26.30	29.43s	29.30s
2 CHASING COOPER	6	19.5m	7.0m (0)	10.6m (0)	1:26.48	30.07s	29.54s
1 ZACHARY MARC	7	163.3m	45.0m (0)	80.0m (0)	1:37.39	32.45s	34.88s

Finish Position and metres gained from 800m





PJ Harness Analyser

Sectional Analysis Software - Not just a formguide!

www.facebook.com/PJHarnessRacing



RISE Digital, Harness Racing Australia nor the provider accepts any responsibility for the completeness or accuracy of any of the information contained herein, and makes no representations about its suitability for any particular purpose. Users should make their own judgements about those matters and/or seek independent advice. You assume all risks associated with use of data provided on this page


Pinjarra Race 4 Distance 2185m

Monday, 6 November 2023

Gross Time: 2:45.30 MileRate: 2:01.80 LeadTime: 41.70s First Qtr: 31.70s Second Qtr: 30.00s Third Qtr: 30.30s Fourth Qtr: 31.60s

NoHorse	Plc	Mar	800 Posi	400 Posi	Time	3rd Qtr	4th Qtr
2 CUTTING ROSES	1	0.0m	0.0m (0)	0.0m (0)	2:45.30	30.30s	31.60s
3 DEBRENIKA	2	0.1m	7.2m (1)	4.4m (0)	2:45.31	30.09s	31.26s
7 STAR OF KAOS	3	7.1m	11.2m (1)	6.8m (1)	2:45.89	29.96s	31.62s
4 LUCY HELEN	4	17.0m	3.2m (1)	11.4m (0)	2:46.70	30.92s	32.04s
6 RUN STELLA RUN	5	29.5m	18.0m (0)	27.8m (1)	2:47.74	31.05s	31.73s
5 ELLA RAIN	6	82.4m	12.8m (0)	44.0m (0)	2:52.10	32.64s	34.62s
1 SWEET ROSEY	7	98.0m	7.4m (0)	29.2m (0)	2:53.39	31.87s	37.00s
8 MIDWIFE CALLING	8	140.3m	80.0m (0)	105.0m (0)	2:56.88	32.17s	34.37s

Finish Position and metres gained from 800m





PJ Harness Analyser

Sectional Analysis Software - Not just a formguide!

www.facebook.com/PJHarnessRacing



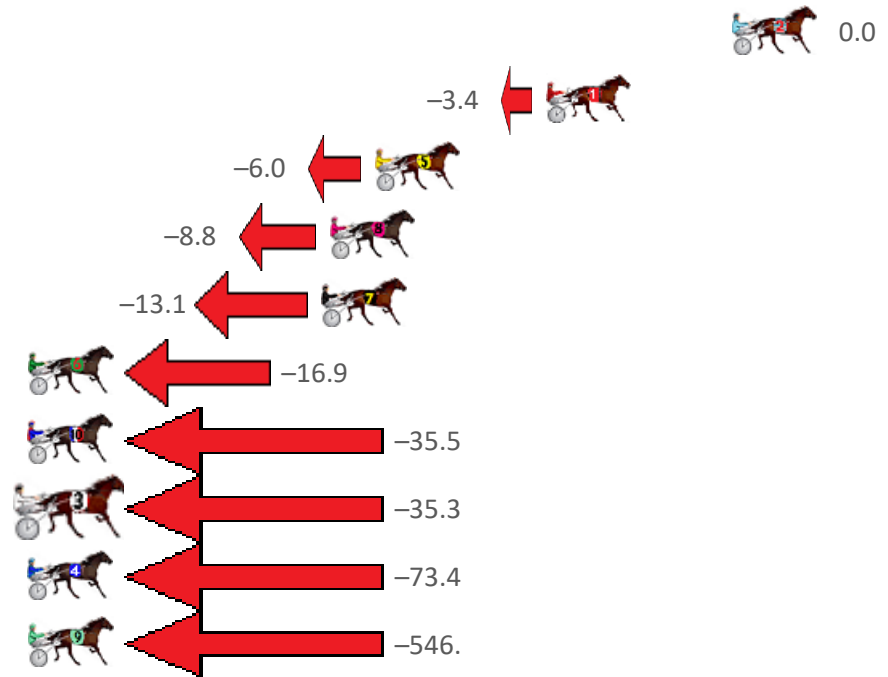
Pinjarra Race 5 Distance 2631m

Monday, 6 November 2023

Gross Time: 3:18.60 MileRate: 2:01.50 LeadTime: 81.10s First Qtr: 30.80s Second Qtr: 30.20s Third Qtr: 29.20s Fourth Qtr: 27.30s

NoHorse	Plc	Mar	800 Posi	400 Posi	Time	3rd Qtr	4th Qtr
2 VENTURA	1	0.0m	0.0m (0)	0.0m (0)	3:18.60	29.20s	27.30s
1 GLIDING STAR	2	7.4m	4.0m (0)	4.2m (0)	3:19.13	29.22s	27.52s
5 NAVY STREET	3	14.2m	8.2m (0)	8.4m (0)	3:19.62	29.23s	27.69s
8 THE RIGHTEOUS	4	16.0m	7.2m (1)	6.8m (1)	3:19.75	29.19s	27.92s
7 PUNTERS DREAM	5	16.3m	3.2m (1)	2.6m (1)	3:19.77	29.19s	28.23s
6 GENERAL JOLT	6	28.1m	11.2m (1)	10.8m (2)	3:20.62	29.21s	28.47s
10 HOTFOOT IT	7	55.9m	20.4m (0)	17.0m (1)	3:22.62	29.05s	29.94s
3 OBSERVATION	8	60.7m	25.4m (0)	23.8m (0)	3:22.96	29.17s	29.80s
4 HI TOMMY	9	88.2m	14.8m (0)	18.6m (0)	3:24.94	29.63s	32.02s
9 STAR OF WILLOUGH	10	568.7m	21.8m (1)	380.0m (0)	3:59.47	54.80s	40.11s

Finish Position and metres gained from 800m





PJ Harness Analyser

Sectional Analysis Software - Not just a formguide!

www.facebook.com/PJHarnessRacing



RISE Digital, Harness Racing Australia nor the provider accepts any responsibility for the completeness or accuracy of any of the information contained herein, and makes no representations about its suitability for any particular purpose. Users should make their own judgements about those matters and/or seek independent advice. You assume all risks associated with use of data provided on this page

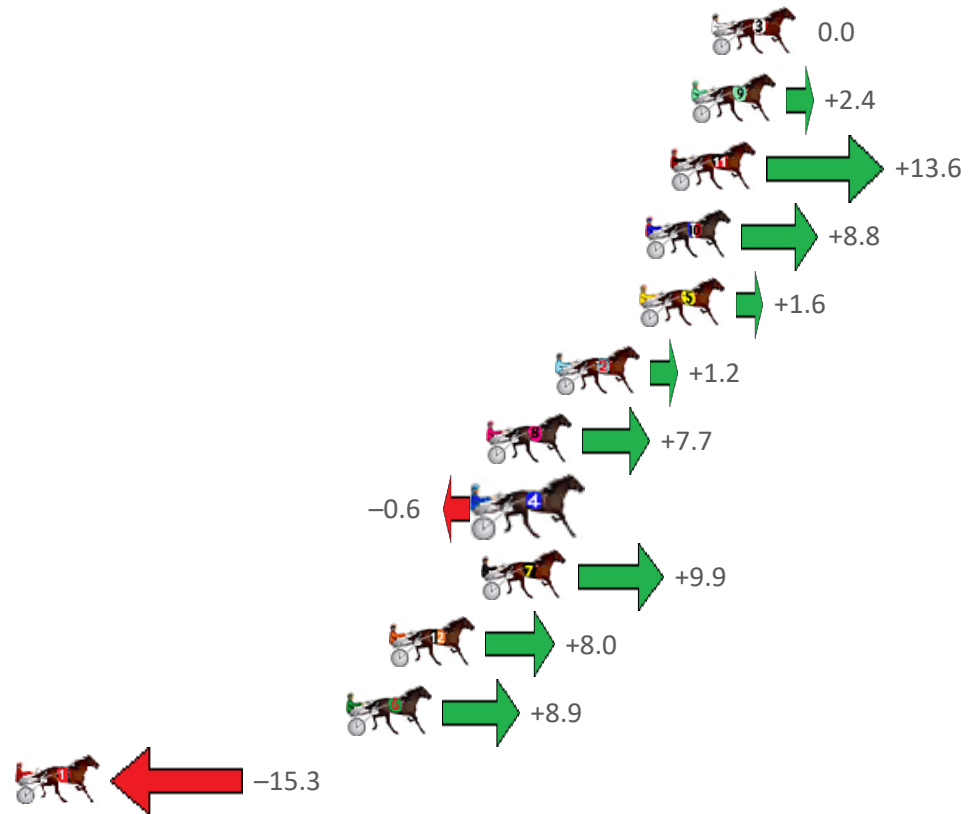
Pinjarra Race 6 Distance 2185m

Monday, 6 November 2023

Gross Time: 2:42.00 MileRate: 1:59.30 LeadTime: 42.50s First Qtr: 31.70s Second Qtr: 30.00s Third Qtr: 28.40s Fourth Qtr: 29.40s

NoHorse	Plc	Mar	800 Posi	400 Posi	Time	3rd Qtr	4th Qtr
3 BELLA RAGAZZA	1	0.0m	0.0m (0)	0.0m (0)	2:42.00	28.40s	29.40s
9 PRECOCIOUS LADY	2	0.8m	3.2m (1)	0.0m (1)	2:42.06	28.17s	29.46s
11 REBLINE	3	1.6m	15.2m (1)	8.2m (2)	2:42.12	27.91s	28.92s
10 JOELENE	4	2.6m	11.4m (1)	4.2m (2)	2:42.20	27.88s	29.28s
5 PONZI BEACH	5	2.8m	4.4m (0)	4.4m (0)	2:42.22	28.40s	29.28s
2 ASHANTI PRINCESS	6	6.2m	7.4m (1)	5.8m (1)	2:42.48	28.28s	29.43s
8 QUEENINTHECORNE	7	8.9m	16.6m (0)	18.4m (1)	2:42.69	28.54s	28.71s
4 MORISSETTE	8	9.0m	8.4m (0)	9.0m (0)	2:42.69	28.44s	29.40s
7 MERAVIGLIA	9	9.1m	19.0m (1)	11.6m (1)	2:42.70	27.87s	29.22s
12 DOVE CRY	10	12.8m	20.8m (0)	20.2m (2)	2:42.99	28.37s	28.86s
6 STAR LILLY	11	14.5m	23.4m (1)	15.8m (2)	2:43.12	27.86s	29.30s
1 LILLY LAGUNA	12	27.7m	12.4m (0)	14.6m (0)	2:44.14	28.54s	30.36s

Finish Position and metres gained from 800m





PJ Harness Analyser

Sectional Analysis Software - Not just a formguide!

www.facebook.com/PJHarnessRacing



RISE Digital, Harness Racing Australia nor the provider accepts any responsibility for the completeness or accuracy of any of the information contained herein, and makes no representations about its suitability for any particular purpose. Users should make their own judgements about those matters and/or seek independent advice. You assume all risks associated with use of data provided on this page

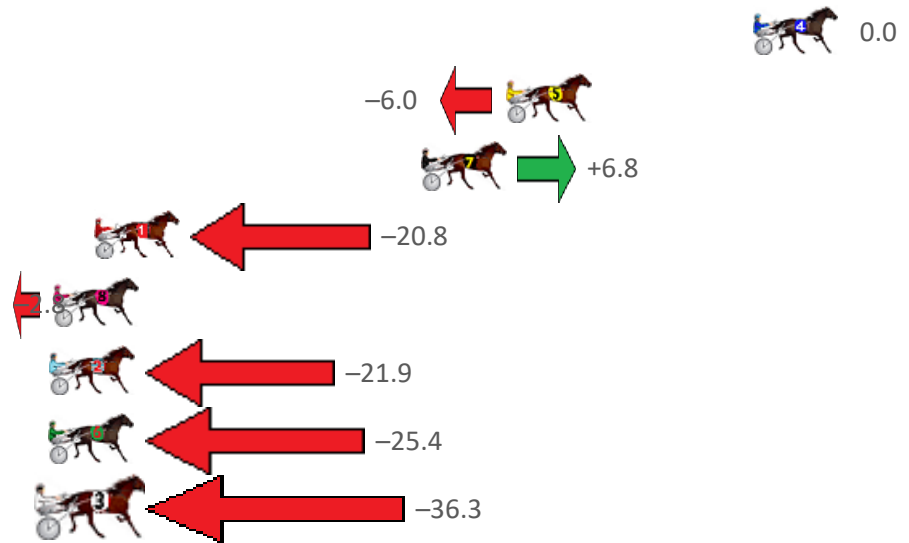
Pinjarra Race 7 Distance 1177m

Monday, 6 November 2023

Gross Time: 1:21.90 MileRate: 1:52.00 LeadTime: 0.00s First Qtr: 0.00s Second Qtr: 25.70s Third Qtr: 28.40s Fourth Qtr: 27.90s

NoHorse	Plc	Mar	800 Posi	400 Posi	Time	3rd Qtr	4th Qtr
4 HEAVENLY WAGE	1	0.0m	0.0m (0)	0.0m (0)	1:21.90	28.40s	27.90s
5 FIREFLY	2	9.8m	3.8m (1)	4.2m (1)	1:22.62	28.43s	28.29s
7 WHATARETHEODDS	3	13.2m	20.0m (0)	11.4m (1)	1:22.87	27.80s	28.02s
1 ATLANTAS	4	26.2m	5.4m (0)	9.8m (0)	1:23.82	28.72s	29.04s
8 BRAVO CHRISTIANO	5	27.8m	25.0m (0)	19.6m (0)	1:23.94	28.03s	28.47s
2 RISKITFORDABISKIT	6	31.3m	9.4m (1)	15.6m (0)	1:24.20	28.84s	28.99s
6 TRUNKEY CARRAWA	7	45.4m	20.0m (1)	23.6m (2)	1:25.23	28.67s	29.41s
3 PADDITUDE	8	50.5m	14.2m (1)	21.2m (1)	1:25.60	28.91s	29.93s

Finish Position and metres gained from 800m





PJ Harness Analyser

Sectional Analysis Software - Not just a formguide!

www.facebook.com/PJHarnessRacing



RISE Digital, Harness Racing Australia nor the provider accepts any responsibility for the completeness or accuracy of any of the information contained herein, and makes no representations about its suitability for any particular purpose. Users should make their own judgements about those matters and/or seek independent advice. You assume all risks associated with use of data provided on this page

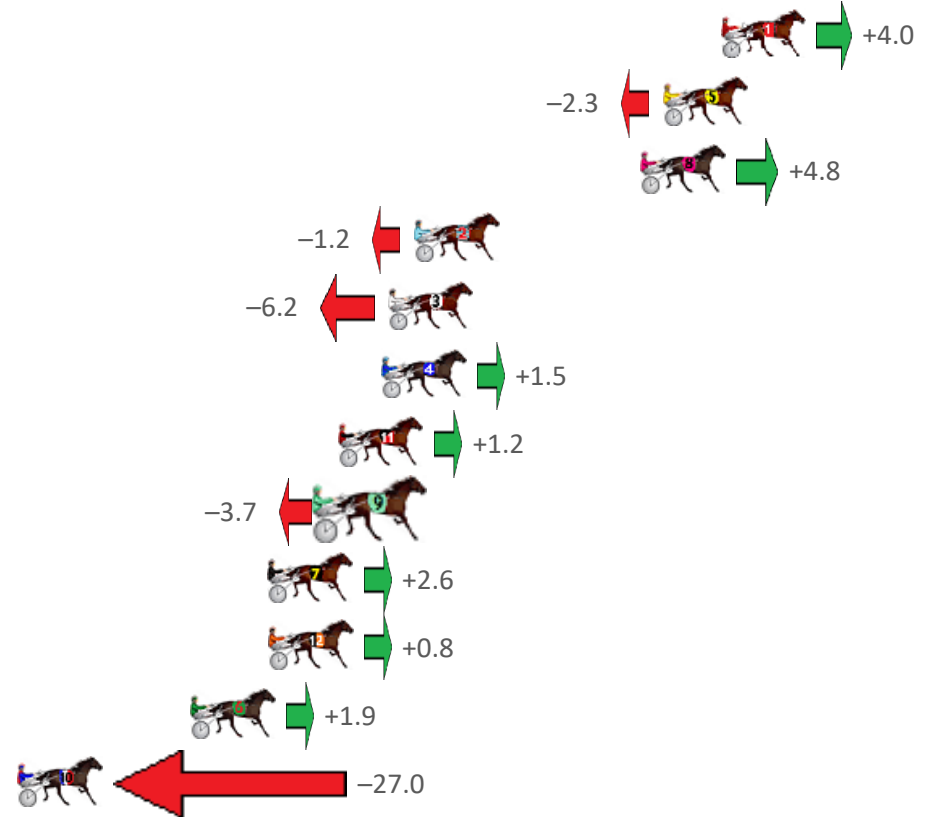
Pinjarra Race 8 Distance 2185m

Monday, 6 November 2023

Gross Time: 2:37.20 MileRate: 1:55.80 LeadTime: 41.10s First Qtr: 30.00s Second Qtr: 29.10s Third Qtr: 29.40s Fourth Qtr: 27.60s

NoHorse	Plc	Mar	800 Posi	400 Posi	Time	3rd Qtr	4th Qtr
1 YOU'RE SO FINE	1	0.0m	4.0m (0)	4.0m (0)	2:37.20	29.39s	27.33s
5 LUCCA	2	2.3m	0.0m (0)	0.0m (0)	2:37.37	29.41s	27.76s
8 ALCOPONY	3	3.2m	8.0m (0)	8.0m (0)	2:37.43	29.39s	27.27s
2 STAR CASINO	4	12.2m	11.0m (1)	5.0m (3)	2:38.09	28.99s	28.09s
3 CODENAME MARCU	5	13.2m	7.0m (1)	3.8m (2)	2:38.16	29.19s	28.24s
4 WHOS THE DAD	6	13.5m	15.0m (1)	9.4m (2)	2:38.18	29.01s	27.88s
11 MACHS BETTOR	7	15.2m	16.4m (0)	13.2m (0)	2:38.30	29.18s	27.74s
9 BRICKIES DREAM	8	15.7m	12.0m (0)	8.4m (1)	2:38.34	29.16s	28.10s
7 RELIM	9	18.0m	20.6m (0)	17.6m (0)	2:38.51	29.19s	27.63s
12 RUBINS PLIGHT	10	18.0m	18.8m (1)	13.6m (2)	2:38.51	29.04s	27.90s
6 MR CHIP	11	21.1m	23.0m (1)	17.4m (1)	2:38.73	29.01s	27.85s
10 MY WATCHLIST	12	30.2m	3.2m (1)	2.6m (1)	2:39.39	29.42s	29.49s

Finish Position and metres gained from 800m





PJ Harness Analyser

Sectional Analysis Software - Not just a formguide!

www.facebook.com/PJHarnessRacing



RISE Digital, Harness Racing Australia nor the provider accepts any responsibility for the completeness or accuracy of any of the information contained herein, and makes no representations about its suitability for any particular purpose. Users should make their own judgements about those matters and/or seek independent advice. You assume all risks associated with use of data provided on this page

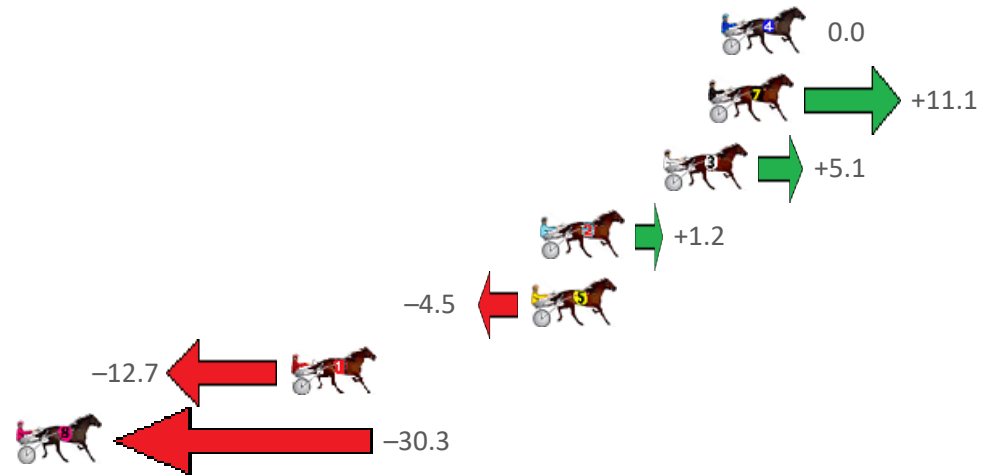
Pinjarra Race 9 Distance 1177m

Monday, 6 November 2023

Gross Time: 1:21.10 MileRate: 1:50.90 LeadTime: 0.00s First Qtr: 0.00s Second Qtr: 25.30s Third Qtr: 27.60s Fourth Qtr: 28.10s

NoHorse	Plc	Mar	800 Posi	400 Posi	Time	3rd Qtr	4th Qtr
4 PELIGROSO	1	0.0m	0.0m (0)	0.0m (0)	1:21.10	27.60s	28.10s
7 SOVRANA	2	0.5m	11.6m (1)	11.2m (2)	1:21.14	27.58s	27.35s
3 SHOWPONY	3	2.3m	7.4m (1)	7.4m (1)	1:21.27	27.60s	27.74s
2 MAJOR ARTIST	4	7.2m	8.4m (0)	11.4m (1)	1:21.63	27.81s	27.81s
5 HAYWIRE	5	7.5m	3.0m (1)	3.4m (1)	1:21.65	27.63s	28.39s
1 BEYOND BLING	6	17.1m	4.4m (0)	7.8m (0)	1:22.36	27.83s	28.75s
8 BLAZE COOPS	7	56.3m	26.0m (0)	30.0m (0)	1:25.26	27.86s	29.94s

Finish Position and metres gained from 800m





PJ Harness Analyser

Sectional Analysis Software - Not just a formguide!

www.facebook.com/PJHarnessRacing



RISE Digital, Harness Racing Australia nor the provider accepts any responsibility for the completeness or accuracy of any of the information contained herein, and makes no representations about its suitability for any particular purpose. Users should make their own judgements about those matters and/or seek independent advice. You assume all risks associated with use of data provided on this page

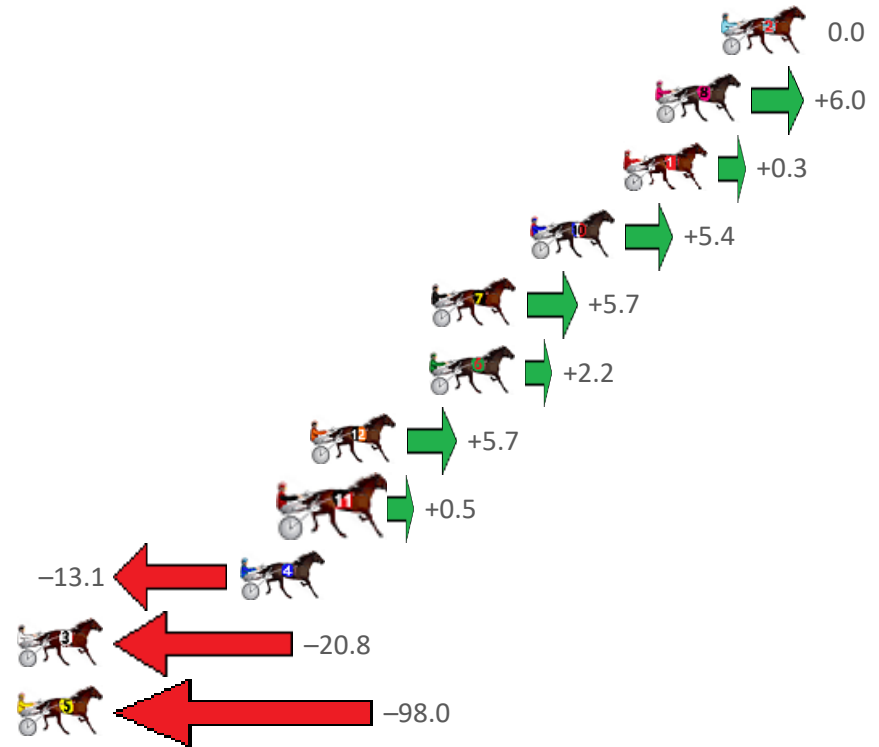
Pinjarra Race 10 Distance 1684m

Monday, 6 November 2023

Gross Time: 2:01.40 MileRate: 1:56.00 LeadTime: 5.20s First Qtr: 30.00s Second Qtr: 28.80s Third Qtr: 29.10s Fourth Qtr: 28.30s

NoHorse	Plc	Mar	800 Posi	400 Posi	Time	3rd Qtr	4th Qtr
2 TANTABIDDI	1	0.0m	0.0m (0)	0.0m (0)	2:01.40	29.10s	28.30s
8 LORD TITANIUM	2	2.6m	8.6m (0)	10.8m (0)	2:01.59	29.25s	27.72s
1 DREAM CONTROL	3	3.9m	4.2m (0)	5.0m (0)	2:01.69	29.16s	28.22s
10 RONALD SCOTT	4	7.6m	13.0m (0)	15.4m (0)	2:01.97	29.26s	27.75s
7 IMPERIUM	5	11.5m	17.2m (0)	19.4m (0)	2:02.26	29.25s	27.74s
6 MAJOR MANHATTA	6	11.6m	13.8m (1)	15.6m (2)	2:02.26	29.22s	28.02s
12 ROCKNROLL SPIRIT	7	16.3m	22.0m (1)	23.8m (1)	2:02.61	29.22s	27.77s
11 COLORADO BANNER	8	17.1m	17.6m (1)	19.8m (1)	2:02.67	29.25s	28.11s
4 SWEET LUCIFER	9	19.1m	6.0m (1)	10.8m (2)	2:02.82	29.45s	28.88s
3 SKIPPIN CLASS	10	30.6m	9.8m (1)	15.0m (1)	2:03.68	29.49s	29.40s
5 A DUKE TO BE	11	100.4m	2.4m (1)	8.0m (1)	2:08.87	29.59s	34.80s

Finish Position and metres gained from 800m





PJ Harness Analyser

Sectional Analysis Software - Not just a formguide!

www.facebook.com/PJHarnessRacing



RISE Digital, Harness Racing Australia nor the provider accepts any responsibility for the completeness or accuracy of any of the information contained herein, and makes no representations about its suitability for any particular purpose. Users should make their own judgements about those matters and/or seek independent advice. You assume all risks associated with use of data provided on this page