

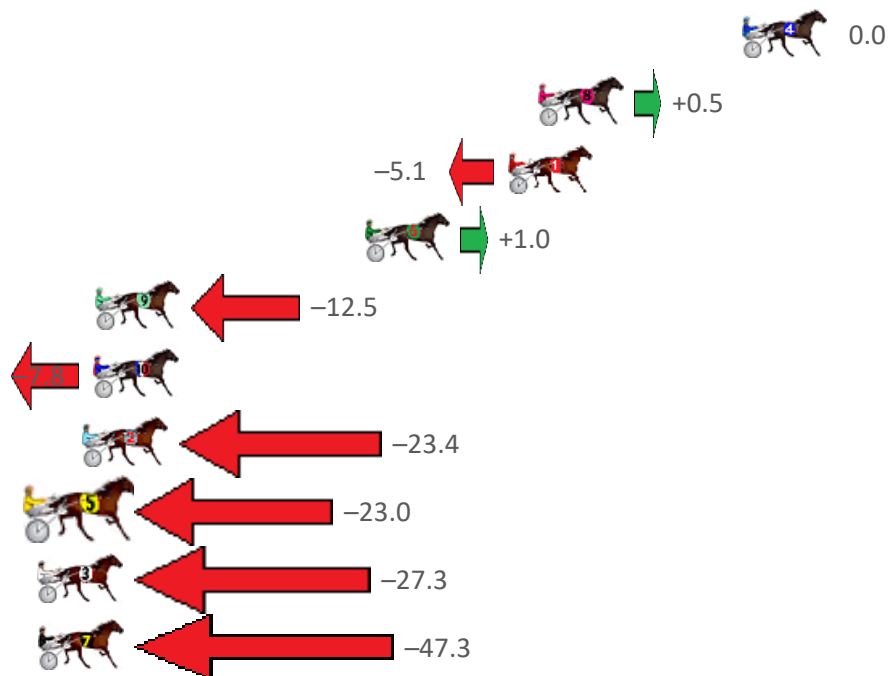
# Pinjarra Race 1 Distance 2185m

Monday, 13 November 2023

Gross Time: 2:46.50 MileRate: 2:02.60 LeadTime: 44.30s First Qtr: 32.00s Second Qtr: 31.90s Third Qtr: 29.90s Fourth Qtr: 28.40s

| NoHorse           | Plc | Mar   | 800 Posi  | 400 Posi  | Time    | 3rd Qtr | 4th Qtr |
|-------------------|-----|-------|-----------|-----------|---------|---------|---------|
| 4 JIMMY ROCKS     | 1   | 0.0m  | 0.0m (0)  | 0.0m (0)  | 2:46.50 | 29.90s  | 28.40s  |
| 8 COPY OF PARIS   | 2   | 8.1m  | 8.6m (0)  | 10.6m (0) | 2:47.10 | 30.04s  | 28.22s  |
| 1 ITSOKTOBEGREY   | 3   | 9.3m  | 4.2m (0)  | 6.2m (0)  | 2:47.19 | 30.05s  | 28.62s  |
| 6 SONIC SEELSTER  | 4   | 15.0m | 16.0m (1) | 14.6m (3) | 2:47.62 | 29.80s  | 28.43s  |
| 9 IM GRAFTER      | 5   | 25.7m | 13.2m (0) | 14.8m (0) | 2:48.42 | 30.04s  | 29.17s  |
| 10 SATAN PRINCESS | 6   | 25.8m | 18.0m (0) | 17.8m (1) | 2:48.42 | 29.90s  | 28.96s  |
| 2 HURRICANE JOY   | 7   | 26.2m | 2.8m (1)  | 9.6m (1)  | 2:48.45 | 30.42s  | 29.57s  |
| 5 STARANNA        | 8   | 34.4m | 11.4m (1) | 13.2m (2) | 2:49.07 | 30.07s  | 29.90s  |
| 3 CODENAME ELLIOT | 9   | 34.9m | 7.6m (1)  | 3.2m (1)  | 2:49.10 | 29.64s  | 30.64s  |
| 7 FLY EAGLEROSE   | 10  | 67.1m | 19.8m (1) | 38.0m (0) | 2:51.51 | 31.27s  | 30.45s  |

Finish Position and metres gained from 800m





## PJ Harness Analyser

Sectional Analysis Software - Not just a formguide!

www.facebook.com/PJHarnessRacing



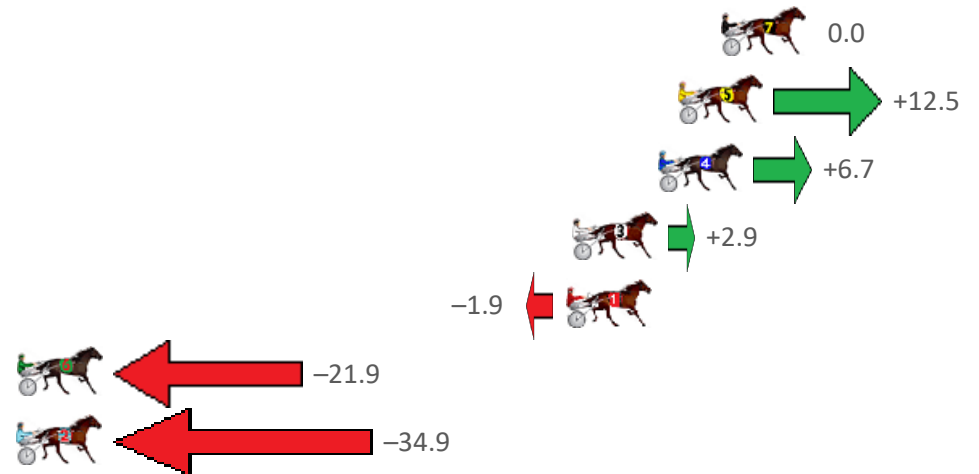
# Pinjarra Race 2 Distance 2185m

Monday, 13 November 2023

Gross Time: 2:44.60 MileRate: 2:01.30 LeadTime: 44.50s First Qtr: 31.30s Second Qtr: 30.40s Third Qtr: 28.60s Fourth Qtr: 29.80s

| NoHorse         | Plc | Mar   | 800 Posi  | 400 Posi  | Time    | 3rd Qtr | 4th Qtr |
|-----------------|-----|-------|-----------|-----------|---------|---------|---------|
| 7 PATCHED       | 1   | 0.0m  | 0.0m (0)  | 0.0m (0)  | 2:44.60 | 28.60s  | 29.80s  |
| 5 LUVAF LAIR    | 2   | 1.7m  | 14.2m (1) | 8.2m (1)  | 2:44.73 | 28.17s  | 29.32s  |
| 4 DARK SECRET   | 3   | 2.5m  | 9.2m (1)  | 3.6m (1)  | 2:44.80 | 28.20s  | 29.72s  |
| 3 WAR SPIRIT    | 4   | 5.9m  | 8.8m (0)  | 10.2m (0) | 2:45.06 | 28.71s  | 29.48s  |
| 1 ELEGANT PEAK  | 5   | 6.1m  | 4.2m (0)  | 4.2m (0)  | 2:45.08 | 28.60s  | 29.94s  |
| 6 BEE BEE BEROC | 6   | 46.9m | 25.0m (0) | 22.2m (1) | 2:48.26 | 28.36s  | 31.63s  |
| 2 ONE BID BUYS  | 7   | 53.3m | 18.4m (0) | 24.4m (0) | 2:48.76 | 28.99s  | 31.94s  |

Finish Position and metres gained from 800m





## PJ Harness Analyser

Sectional Analysis Software - Not just a formguide!

www.facebook.com/PJHarnessRacing



RISE Digital, Harness Racing Australia nor the provider accepts any responsibility for the completeness or accuracy of any of the information contained herein, and makes no representations about its suitability for any particular purpose. Users should make their own judgements about those matters and/or seek independent advice. You assume all risks associated with use of data provided on this page

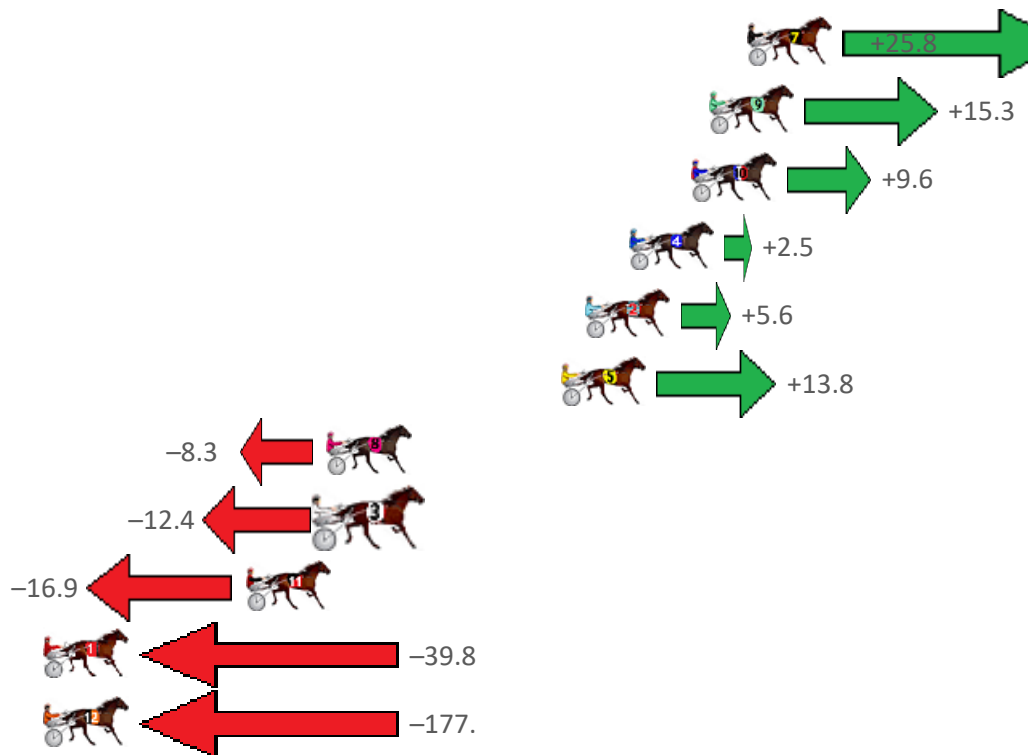
# Pinjarra Race 3 Distance 1684m

Monday, 13 November 2023

Gross Time: 2:06.80 MileRate: 2:01.20 LeadTime: 5.60s First Qtr: 29.00s Second Qtr: 30.70s Third Qtr: 29.90s Fourth Qtr: 31.60s

| NoHorse            | Plc | Mar    | 800 Posi  | 400 Posi  | Time    | 3rd Qtr | 4th Qtr |
|--------------------|-----|--------|-----------|-----------|---------|---------|---------|
| 7 DEBRENIKA        | 1   | 0.0m   | 25.8m (1) | 10.2m (3) | 2:06.80 | 28.73s  | 30.80s  |
| 9 SOUNDS TREACHER  | 2   | 1.5m   | 16.8m (1) | 8.6m (2)  | 2:06.92 | 29.29s  | 31.04s  |
| 10 LUCY HELEN      | 3   | 2.2m   | 11.8m (1) | 3.6m (2)  | 2:06.98 | 29.28s  | 31.49s  |
| 4 JUST CRUIZIN     | 4   | 4.7m   | 7.2m (1)  | 4.0m (1)  | 2:07.19 | 29.65s  | 31.65s  |
| 2 CONSTELLATIONJEW | 5   | 6.4m   | 12.0m (0) | 8.0m (1)  | 2:07.33 | 29.60s  | 31.47s  |
| 5 WHOOPSADAISSY    | 6   | 7.4m   | 21.2m (1) | 13.2m (2) | 2:07.41 | 29.30s  | 31.14s  |
| 8 STAR OF KAOS     | 7   | 16.7m  | 8.4m (0)  | 4.2m (0)  | 2:08.18 | 29.55s  | 32.58s  |
| 3 INTERNAL WAVES   | 8   | 16.8m  | 4.4m (0)  | 8.4m (0)  | 2:08.19 | 30.19s  | 32.26s  |
| 11 WENDY MAY SUE   | 9   | 19.9m  | 3.0m (1)  | 0.0m (1)  | 2:08.44 | 29.63s  | 33.16s  |
| 1 SWEET ROSEY      | 10  | 39.8m  | 0.0m (0)  | 0.2m (0)  | 2:10.09 | 29.83s  | 34.71s  |
| 12 MIDWIFE CALLING | 11  | 196.8m | 19.6m (0) | 32.0m (0) | 2:23.05 | 30.50s  | 44.55s  |

Finish Position and metres gained from 800m





## PJ Harness Analyser

Sectional Analysis Software - Not just a formguide!

[www.facebook.com/PJHarnessRacing](http://www.facebook.com/PJHarnessRacing)



RISE Digital, Harness Racing Australia nor the provider accepts any responsibility for the completeness or accuracy of any of the information contained herein, and makes no representations about its suitability for any particular purpose. Users should make their own judgements about those matters and/or seek independent advice. You assume all risks associated with use of data provided on this page

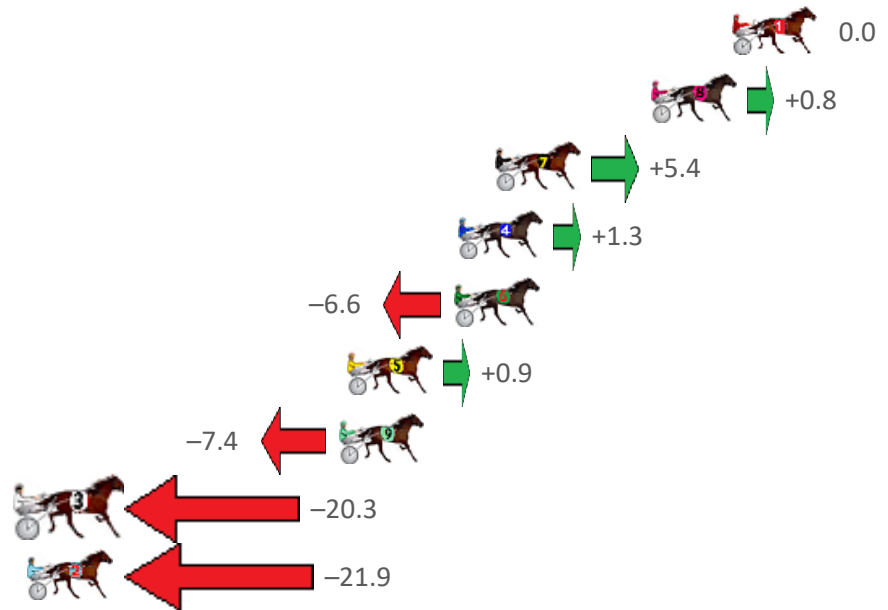
# Pinjarra Race 4 Distance 1684m

Monday, 13 November 2023

Gross Time: 2:04.00 MileRate: 1:58.50 LeadTime: 5.90s First Qtr: 29.70s Second Qtr: 30.90s Third Qtr: 29.50s Fourth Qtr: 28.00s

| NoHorse             | Plc | Mar   | 800 Posi  | 400 Posi  | Time    | 3rd Qtr | 4th Qtr |
|---------------------|-----|-------|-----------|-----------|---------|---------|---------|
| 1 INDOMITABLE SYMB  | 1   | 0.0m  | 0.0m (0)  | 0.0m (0)  | 2:04.00 | 29.50s  | 28.00s  |
| 8 STAR GLANCE       | 2   | 3.2m  | 4.0m (0)  | 4.6m (0)  | 2:04.24 | 29.54s  | 27.90s  |
| 7 CLASSICAL ELLIE   | 3   | 9.4m  | 14.8m (2) | 4.0m (2)  | 2:04.69 | 28.74s  | 28.38s  |
| 4 IM DRINKINDOUBLES | 4   | 10.9m | 12.2m (0) | 12.8m (0) | 2:04.80 | 29.54s  | 27.87s  |
| 6 DREAM CONTROL     | 5   | 11.0m | 4.4m (1)  | 3.0m (1)  | 2:04.81 | 29.41s  | 28.56s  |
| 5 ZAC YOUR NOBODY   | 6   | 15.3m | 16.2m (0) | 17.2m (0) | 2:05.13 | 29.57s  | 27.87s  |
| 9 HES THUNDER       | 7   | 15.6m | 8.2m (0)  | 8.8m (0)  | 2:05.15 | 29.56s  | 28.47s  |
| 3 ATLANTAS          | 8   | 28.7m | 8.4m (1)  | 7.0m (1)  | 2:06.11 | 29.44s  | 29.51s  |
| 2 SHELLWOOD CHIEF   | 9   | 34.5m | 12.6m (1) | 11.4m (1) | 2:06.54 | 29.46s  | 29.61s  |

Finish Position and metres gained from 800m





## PJ Harness Analyser

Sectional Analysis Software - Not just a formguide!

[www.facebook.com/PJHarnessRacing](http://www.facebook.com/PJHarnessRacing)



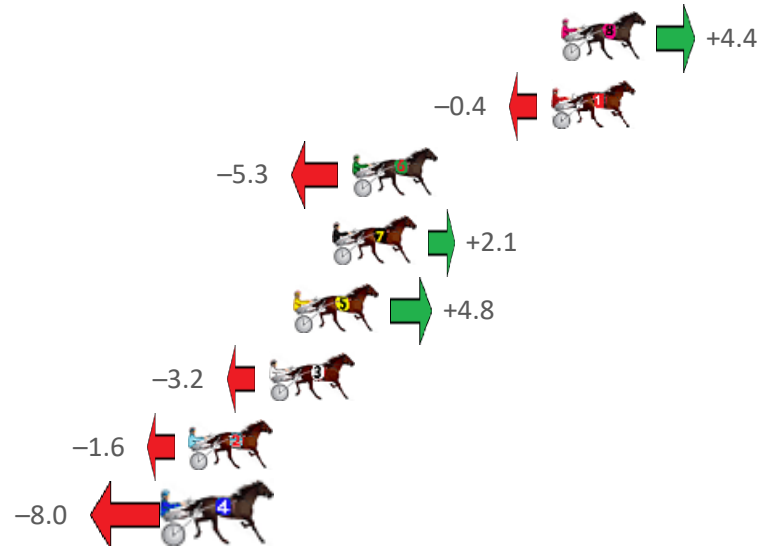
# Pinjarra Race 5 Distance 1684m

Monday, 13 November 2023

Gross Time: 2:04.20 MileRate: 1:58.70 LeadTime: 5.20s First Qtr: 28.90s Second Qtr: 32.10s Third Qtr: 30.20s Fourth Qtr: 27.80s

| NoHorse             | Plc | Mar   | 800 Posi  | 400 Posi  | Time    | 3rd Qtr | 4th Qtr |
|---------------------|-----|-------|-----------|-----------|---------|---------|---------|
| 8 MISS HIGH FASHION | 1   | 0.0m  | 4.4m (0)  | 4.6m (0)  | 2:04.20 | 30.20s  | 27.48s  |
| 1 OUR LILLOU        | 2   | 0.4m  | 0.0m (0)  | 0.0m (0)  | 2:04.23 | 30.20s  | 27.83s  |
| 6 BRAMANTE STEPS    | 3   | 8.3m  | 3.0m (1)  | 2.4m (1)  | 2:04.81 | 30.17s  | 28.21s  |
| 7 MERAVIGLIA        | 4   | 9.1m  | 11.2m (1) | 8.4m (2)  | 2:04.87 | 30.00s  | 27.85s  |
| 5 STAR LILLY        | 5   | 10.6m | 15.4m (1) | 11.8m (1) | 2:04.97 | 29.94s  | 27.72s  |
| 3 MORISSETTE        | 6   | 11.6m | 8.4m (0)  | 8.8m (0)  | 2:05.05 | 30.24s  | 27.99s  |
| 2 ASHANTI PRINCESS  | 7   | 14.8m | 13.2m (0) | 13.2m (0) | 2:05.28 | 30.20s  | 27.91s  |
| 4 CYNTHIA MAE       | 8   | 15.4m | 7.4m (1)  | 6.6m (1)  | 2:05.33 | 30.17s  | 28.41s  |

Finish Position and metres gained from 800m





## PJ Harness Analyser

Sectional Analysis Software - Not just a formguide!

[www.facebook.com/PJHarnessRacing](http://www.facebook.com/PJHarnessRacing)



RISE Digital, Harness Racing Australia nor the provider accepts any responsibility for the completeness or accuracy of any of the information contained herein, and makes no representations about its suitability for any particular purpose. Users should make their own judgements about those matters and/or seek independent advice. You assume all risks associated with use of data provided on this page

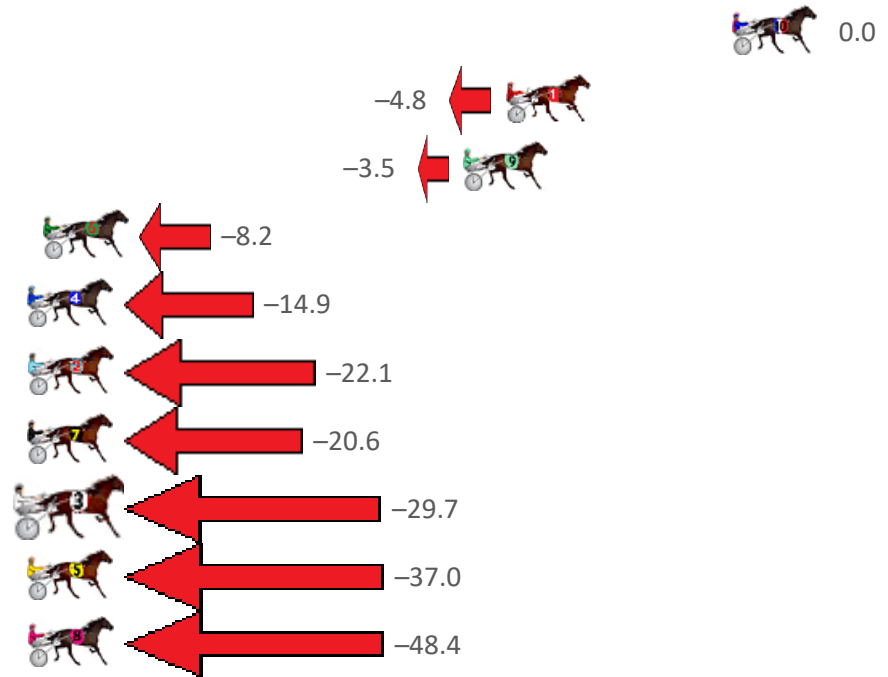
# Pinjarra Race 6 Distance 2692m

Monday, 13 November 2023

Gross Time: 3:20.10 MileRate: 1:59.60 LeadTime: 83.60s First Qtr: 30.60s Second Qtr: 29.40s Third Qtr: 28.90s Fourth Qtr: 27.60s

| NoHorse          | Plc | Mar   | 800 Posi  | 400 Posi  | Time    | 3rd Qtr | 4th Qtr |
|------------------|-----|-------|-----------|-----------|---------|---------|---------|
| 10 SKYLORD       | 1   | 0.0m  | 0.0m (0)  | 0.0m (0)  | 3:20.10 | 28.90s  | 27.60s  |
| 1 STAR LAVRA     | 2   | 9.0m  | 4.2m (0)  | 4.6m (0)  | 3:20.75 | 28.94s  | 27.90s  |
| 9 CROWD CONTROL  | 3   | 10.7m | 7.2m (1)  | 7.0m (1)  | 3:20.88 | 28.89s  | 27.85s  |
| 6 TANTABIDDI     | 4   | 27.4m | 19.2m (1) | 19.6m (1) | 3:22.09 | 28.94s  | 28.14s  |
| 4 RUNNINGONEMPTY | 5   | 30.1m | 15.2m (1) | 15.4m (1) | 3:22.29 | 28.94s  | 28.61s  |
| 2 LORD TITANIUM  | 6   | 30.5m | 8.4m (0)  | 9.4m (0)  | 3:22.31 | 29.00s  | 29.05s  |
| 7 BRONZED        | 7   | 31.8m | 11.2m (1) | 11.0m (1) | 3:22.41 | 28.92s  | 29.03s  |
| 3 MAGNUS VICTOR  | 8   | 32.9m | 3.2m (1)  | 3.0m (1)  | 3:22.49 | 28.93s  | 29.65s  |
| 5 SKIPPIN CLASS  | 9   | 54.4m | 17.4m (0) | 22.2m (0) | 3:24.05 | 29.29s  | 29.81s  |
| 8 IMAHERO        | 10  | 61.6m | 13.2m (0) | 18.0m (0) | 3:24.57 | 29.31s  | 30.59s  |

## Finish Position and metres gained from 800m





## PJ Harness Analyser

Sectional Analysis Software - Not just a formguide!

[www.facebook.com/PJHarnessRacing](http://www.facebook.com/PJHarnessRacing)



RISE Digital, Harness Racing Australia nor the provider accepts any responsibility for the completeness or accuracy of any of the information contained herein, and makes no representations about its suitability for any particular purpose. Users should make their own judgements about those matters and/or seek independent advice. You assume all risks associated with use of data provided on this page



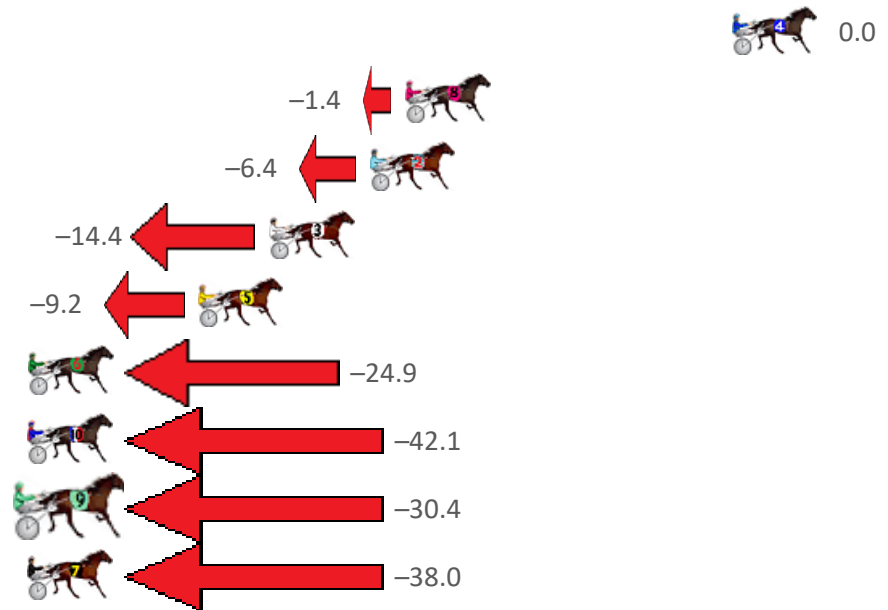
# Pinjarra Race 7 Distance 2631m

Monday, 13 November 2023

Gross Time: 3:18.20 MileRate: 2:01.20 LeadTime: 79.50s First Qtr: 31.30s Second Qtr: 30.70s Third Qtr: 28.30s Fourth Qtr: 28.40s

| NoHorse            | Plc | Mar    | 800 Posi  | 400 Posi  | Time    | 3rd Qtr | 4th Qtr |
|--------------------|-----|--------|-----------|-----------|---------|---------|---------|
| 4 VENTURA          | 1   | 0.0m   | 0.0m (0)  | 0.0m (0)  | 3:18.20 | 28.30s  | 28.40s  |
| 8 CARANA           | 2   | 13.0m  | 11.6m (1) | 4.0m (1)  | 3:19.17 | 27.76s  | 29.04s  |
| 2 PIVOTAL          | 3   | 14.4m  | 8.0m (0)  | 13.2m (0) | 3:19.27 | 28.67s  | 28.48s  |
| 3 HES ROYAL BLUE   | 4   | 18.4m  | 4.0m (0)  | 7.2m (0)  | 3:19.57 | 28.52s  | 29.19s  |
| 5 GENERAL JOLT     | 5   | 21.2m  | 12.0m (0) | 18.6m (0) | 3:19.78 | 28.76s  | 28.58s  |
| 6 ALFREDI          | 6   | 32.5m  | 7.6m (1)  | 14.0m (2) | 3:20.62 | 28.75s  | 29.71s  |
| 10 WITHOUTHETUH    | 7   | 45.7m  | 3.6m (1)  | 10.2m (1) | 3:21.61 | 28.76s  | 30.91s  |
| 9 GOOD TIMES AHEAD | 8   | 46.6m  | 16.2m (0) | 26.6m (0) | 3:21.68 | 29.03s  | 29.81s  |
| 7 UNDER THE ALTA   | 9   | 113.0m | 75.0m (0) | 90.0m (0) | 3:26.63 | 29.35s  | 30.02s  |

Finish Position and metres gained from 800m





## PJ Harness Analyser

Sectional Analysis Software - Not just a formguide!

www.facebook.com/PJHarnessRacing



RISE Digital, Harness Racing Australia nor the provider accepts any responsibility for the completeness or accuracy of any of the information contained herein, and makes no representations about its suitability for any particular purpose. Users should make their own judgements about those matters and/or seek independent advice. You assume all risks associated with use of data provided on this page

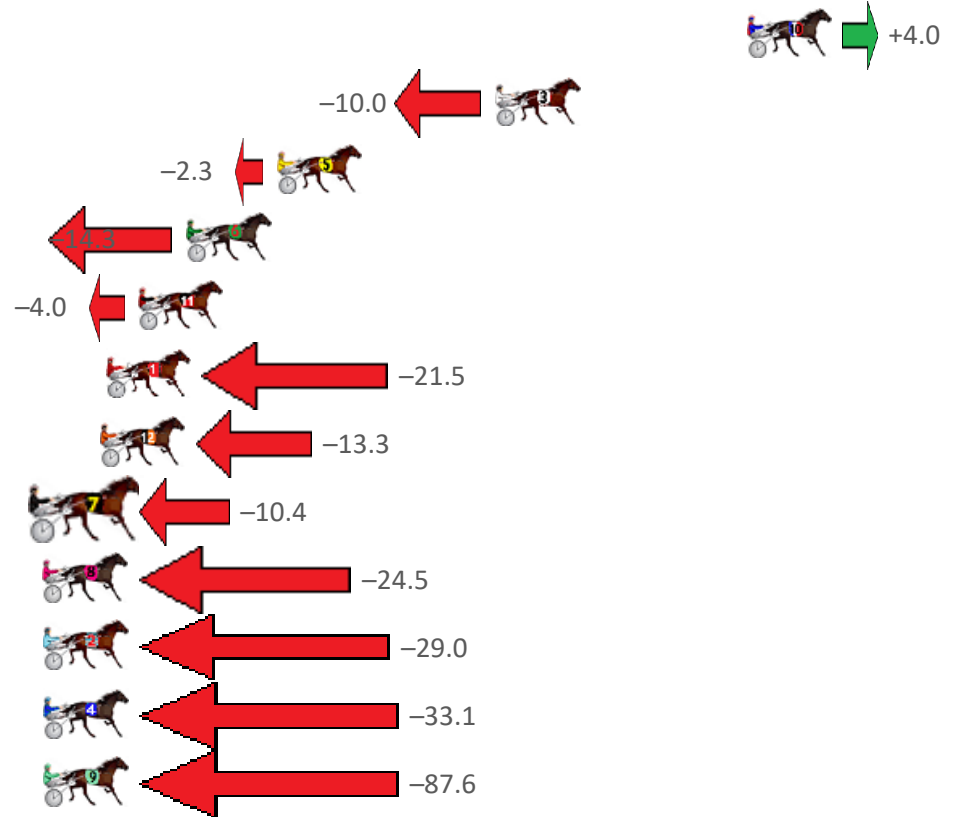
# Pinjarra Race 8 Distance 2185m

Monday, 13 November 2023

Gross Time: 2:42.80 MileRate: 1:59.90 LeadTime: 43.10s First Qtr: 31.30s Second Qtr: 30.50s Third Qtr: 28.80s Fourth Qtr: 29.10s

| NoHorse               | Plc | Mar    | 800 Posi  | 400 Posi  | Time    | 3rd Qtr | 4th Qtr |
|-----------------------|-----|--------|-----------|-----------|---------|---------|---------|
| 10 GALAXY WARRIOR     | 1   | 0.0m   | 4.0m (1)  | 0.0m (1)  | 2:42.80 | 28.51s  | 29.10s  |
| 3 STRAYLYA            | 2   | 10.0m  | 0.0m (0)  | 2.2m (0)  | 2:43.56 | 28.96s  | 29.66s  |
| 5 EASTON QUALITY      | 3   | 18.7m  | 16.4m (0) | 21.4m (0) | 2:44.23 | 29.16s  | 28.90s  |
| 6 SYNCOPATION         | 4   | 22.3m  | 8.0m (1)  | 5.8m (1)  | 2:44.50 | 28.64s  | 30.29s  |
| 11 ADORE ME SOME M    | 5   | 24.2m  | 20.2m (2) | 20.8m (3) | 2:44.65 | 28.84s  | 29.35s  |
| 1 THINGS CHANGE       | 6   | 25.5m  | 4.0m (0)  | 6.8m (0)  | 2:44.75 | 28.99s  | 30.45s  |
| 12 ROSIES LAST ATTACK | 7   | 25.7m  | 12.4m (0) | 17.2m (0) | 2:44.76 | 29.14s  | 29.71s  |
| 7 MANGO TANGO         | 8   | 30.8m  | 20.4m (0) | 25.6m (0) | 2:45.15 | 29.17s  | 29.48s  |
| 8 BROOKLAND BOY       | 9   | 32.7m  | 8.2m (0)  | 13.0m (0) | 2:45.30 | 29.14s  | 30.53s  |
| 2 KRIPKE              | 10  | 45.4m  | 16.4m (1) | 21.4m (1) | 2:46.27 | 29.15s  | 30.84s  |
| 4 STROMNESS           | 11  | 45.5m  | 12.4m (1) | 14.8m (1) | 2:46.27 | 28.96s  | 31.32s  |
| 9 EE JAY WHY          | 12  | 103.8m | 16.2m (2) | 18.2m (2) | 2:50.72 | 28.91s  | 35.29s  |

Finish Position and metres gained from 800m





## PJ Harness Analyser

Sectional Analysis Software - Not just a formguide!

[www.facebook.com/PJHarnessRacing](http://www.facebook.com/PJHarnessRacing)



RISE Digital, Harness Racing Australia nor the provider accepts any responsibility for the completeness or accuracy of any of the information contained herein, and makes no representations about its suitability for any particular purpose. Users should make their own judgements about those matters and/or seek independent advice. You assume all risks associated with use of data provided on this page