


# Pinjarra Race 1 Distance 2185m

Monday, 27 November 2023

Gross Time: 2:44.40 MileRate: 2:01.10 LeadTime: 43.10s First Qtr: 31.60s Second Qtr: 31.20s Third Qtr: 28.70s Fourth Qtr: 29.80s

NoHorse	Plc	Mar	800 Posi	400 Posi	Time	3rd Qtr	4th Qtr
1 GRAND MAJESTIC BE	1	0.0m	0.0m (0)	0.0m (0)	2:44.40	28.70s	29.80s
4 STAY FOCUSED	2	24.1m	1.4m (1)	6.2m (0)	2:46.28	29.02s	31.13s
3 TENNERSON	3	27.7m	9.6m (1)	11.6m (2)	2:46.56	28.82s	30.99s
5 ONE BID BUYS	4	35.9m	9.8m (0)	16.8m (1)	2:47.20	29.18s	31.21s
7 TAIMATE ANGUS	5	43.7m	13.6m (1)	16.2m (2)	2:47.81	28.85s	31.84s
6 MRIYA DREAM	6	52.7m	5.6m (1)	12.0m (1)	2:48.51	29.11s	32.82s
2 KELL ROAD KID	7	58.1m	5.0m (0)	15.2m (0)	2:48.94	29.38s	32.98s

Finish Position and metres gained from 800m





## PJ Harness Analyser

Sectional Analysis Software - Not just a formguide!

[www.facebook.com/PJHarnessRacing](http://www.facebook.com/PJHarnessRacing)



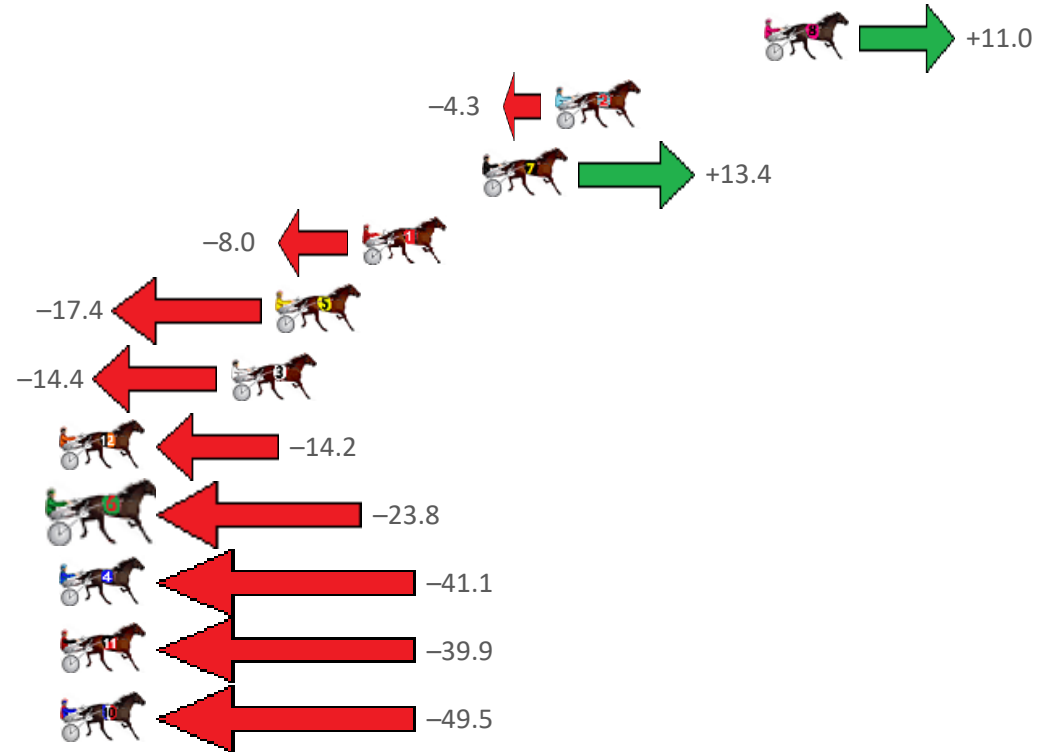
# Pinjarra Race 2 Distance 2185m

Monday, 27 November 2023

Gross Time: 2:42.10 MileRate: 1:59.40 LeadTime: 41.20s First Qtr: 32.60s Second Qtr: 30.20s Third Qtr: 29.30s Fourth Qtr: 28.80s

NoHorse	Plc	Mar	800 Posi	400 Posi	Time	3rd Qtr	4th Qtr
8 COVERNOTE	1	0.0m	11.0m (1)	0.0m (2)	2:42.10	28.51s	28.80s
2 ALTA MAGUIRE	2	8.3m	4.0m (0)	8.6m (1)	2:42.73	29.63s	28.78s
7 PUSHBUTTON ROCK	3	11.2m	24.6m (1)	20.2m (1)	2:42.95	28.98s	28.16s
1 SATAN PRINCESS	4	16.0m	8.0m (0)	12.8m (0)	2:43.31	29.65s	29.03s
5 MIKI MADE MONTY	5	19.4m	2.0m (1)	3.2m (1)	2:43.57	29.40s	29.96s
3 COPY OF PARIS	6	21.2m	6.8m (1)	12.0m (2)	2:43.70	29.68s	29.46s
12 STRAUNYS SISTER	7	34.6m	20.4m (1)	22.6m (2)	2:44.72	29.47s	29.66s
6 ITSOKTOBEGREY	8	39.2m	15.4m (1)	18.6m (2)	2:45.06	29.54s	30.27s
4 SONIC SEELSTER	9	41.1m	0.0m (0)	4.6m (0)	2:45.21	29.65s	31.41s
11 CODENAME ELLIOT	10	57.5m	17.6m (0)	25.2m (0)	2:46.45	29.87s	31.11s
10 STARANNA	11	62.3m	12.8m (0)	20.6m (0)	2:46.81	29.89s	31.79s

Finish Position and metres gained from 800m



## PJ Harness Analyser

Sectional Analysis Software - Not just a formguide!

[www.facebook.com/PJHarnessRacing](http://www.facebook.com/PJHarnessRacing)

RISE Digital, Harness Racing Australia nor the provider accepts any responsibility for the completeness or accuracy of any of the information contained herein, and makes no representations about its suitability for any particular purpose. Users should make their own judgements about those matters and/or seek independent advice. You assume all risks associated with use of data provided on this page

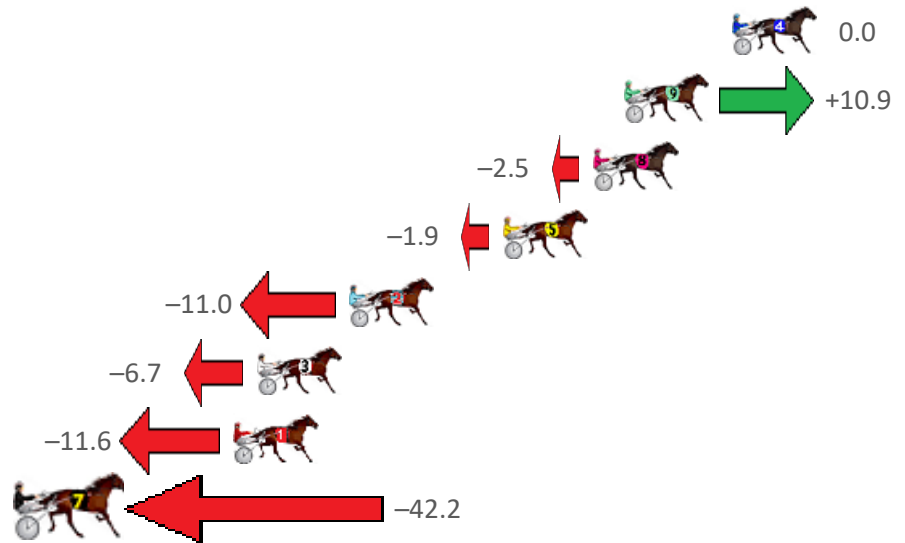
# Pinjarra Race 3 Distance 2185m

Monday, 27 November 2023

Gross Time: 2:45.80 MileRate: 2:02.10 LeadTime: 44.20s First Qtr: 33.50s Second Qtr: 31.40s Third Qtr: 29.60s Fourth Qtr: 27.10s

NoHorse	Plc	Mar	800 Posi	400 Posi	Time	3rd Qtr	4th Qtr
4 WANDERING GIRL	1	0.0m	0.0m (0)	0.0m (0)	2:45.80	29.60s	27.10s
9 JACKIE DANIELS	2	4.3m	15.2m (1)	8.6m (2)	2:46.11	29.12s	26.81s
8 HELLO GORGEOUS	3	5.5m	3.0m (1)	2.4m (1)	2:46.19	29.57s	27.31s
5 NANCY KAY	4	9.1m	7.2m (1)	4.6m (2)	2:46.45	29.43s	27.40s
2 LUCY HELEN	5	15.2m	4.2m (0)	6.0m (0)	2:46.88	29.76s	27.72s
3 JUSTMOREBLING	6	18.9m	12.2m (0)	9.8m (1)	2:47.15	29.46s	27.71s
1 CONSTELLATIONJEW	7	19.8m	8.2m (0)	10.2m (0)	2:47.21	29.77s	27.75s
7 GET THE BOOTH	8	53.2m	11.0m (1)	5.2m (3)	2:49.60	29.34s	30.33s

Finish Position and metres gained from 800m





## PJ Harness Analyser

Sectional Analysis Software - Not just a formguide!

[www.facebook.com/PJHarnessRacing](http://www.facebook.com/PJHarnessRacing)



RISE Digital, Harness Racing Australia nor the provider accepts any responsibility for the completeness or accuracy of any of the information contained herein, and makes no representations about its suitability for any particular purpose. Users should make their own judgements about those matters and/or seek independent advice. You assume all risks associated with use of data provided on this page

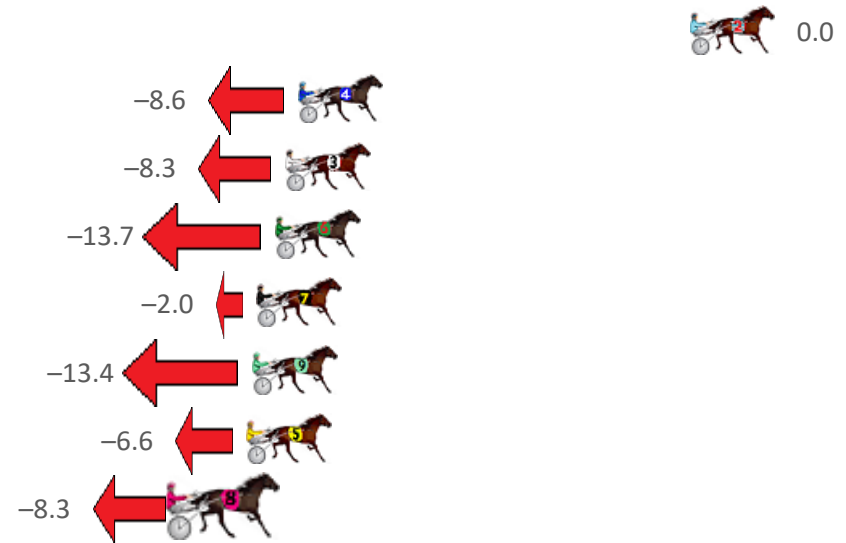
# Pinjarra Race 4 Distance 2185m

Monday, 27 November 2023

Gross Time: 2:44.60 MileRate: 2:01.20 LeadTime: 44.20s First Qtr: 31.30s Second Qtr: 31.60s Third Qtr: 30.10s Fourth Qtr: 27.40s

NoHorse	Plc	Mar	800 Posi	400 Posi	Time	3rd Qtr	4th Qtr
2 CLASSICAL ELLIE	1	0.0m	0.0m (0)	0.0m (0)	2:44.60	30.10s	27.40s
4 CUTTING ROSES	2	15.6m	7.0m (1)	5.8m (1)	2:45.73	30.05s	28.07s
3 EASTON QUALITY	3	16.1m	7.8m (0)	8.0m (0)	2:45.76	30.14s	27.95s
6 EE JAY WHY	4	16.5m	2.8m (1)	1.4m (1)	2:45.79	30.05s	28.43s
7 ALLY ROCKS	5	17.2m	15.2m (1)	14.4m (1)	2:45.84	30.05s	27.59s
9 UNEARTHED	6	17.4m	4.0m (0)	4.0m (0)	2:45.85	30.14s	28.31s
5 INDEPENDENCE ROS	7	17.6m	11.0m (1)	10.2m (1)	2:45.87	30.07s	27.90s
8 DANCE STEPS	8	20.3m	12.0m (0)	13.6m (0)	2:46.06	30.24s	27.86s

## Finish Position and metres gained from 800m





# PJ Harness Analyser

Sectional Analysis Software - Not just a formguide!

[www.facebook.com/PJHarnessRacing](http://www.facebook.com/PJHarnessRacing)



RISE Digital, Harness Racing Australia nor the provider accepts any responsibility for the completeness or accuracy of any of the information contained herein, and makes no representations about its suitability for any particular purpose. Users should make their own judgements about those matters and/or seek independent advice. You assume all risks associated with use of data provided on this page


# Pinjarra Race 5 Distance 2185m

Monday, 27 November 2023

Gross Time: 2:41.50 MileRate: 1:59.00 LeadTime: 43.70s First Qtr: 31.20s Second Qtr: 30.50s Third Qtr: 27.60s Fourth Qtr: 28.50s

NoHorse	Plc	Mar	800 Posi	400 Posi	Time	3rd Qtr	4th Qtr
8 STORYTELLER	1	0.0m	5.6m (2)	4.6m (2)	2:41.50	27.54s	<b>28.17s</b>
7 HILARIOUS REIGN	2	5.1m	<b>0.0m (0)</b>	<b>0.0m (0)</b>	2:41.88	27.59s	28.86s
12 STAR GLANCE	3	8.9m	1.8m (1)	1.8m (1)	2:42.17	27.59s	29.00s
11 IM DRINKINDOUBLES	4	13.2m	9.6m (2)	8.4m (2)	2:42.49	<b>27.51s</b>	28.84s
2 STRAYLYA	5	15.0m	10.6m (1)	12.4m (2)	2:42.62	27.72s	28.68s
1 RADIANT BAY	6	20.2m	4.2m (0)	4.4m (0)	2:43.01	27.60s	29.62s
3 BALINGUP BOY	7	21.4m	15.0m (1)	16.0m (3)	2:43.10	27.66s	28.88s
5 TIZA WISH	8	22.3m	6.4m (1)	9.2m (1)	2:43.17	27.78s	29.43s
6 DREAM CONTROL	9	23.6m	19.2m (1)	19.4m (4)	2:43.27	27.61s	28.80s
4 ELEPHANT ROCK	10	25.5m	8.2m (0)	9.2m (0)	2:43.41	27.65s	29.65s
10 ZAC YOUR NOBODY	11	41.2m	17.0m (0)	18.6m (0)	2:44.58	27.69s	30.10s
9 ZACHARY MARC	12	79.8m	12.6m (0)	36.0m (0)	2:47.47	29.18s	31.60s

Finish Position and metres gained from 800m



## PJ Harness Analyser

Sectional Analysis Software - Not just a formguide!

[www.facebook.com/PJHarnessRacing](http://www.facebook.com/PJHarnessRacing)

RISE Digital, Harness Racing Australia nor the provider accepts any responsibility for the completeness or accuracy of any of the information contained herein, and makes no representations about its suitability for any particular purpose. Users should make their own judgements about those matters and/or seek independent advice. You assume all risks associated with use of data provided on this page

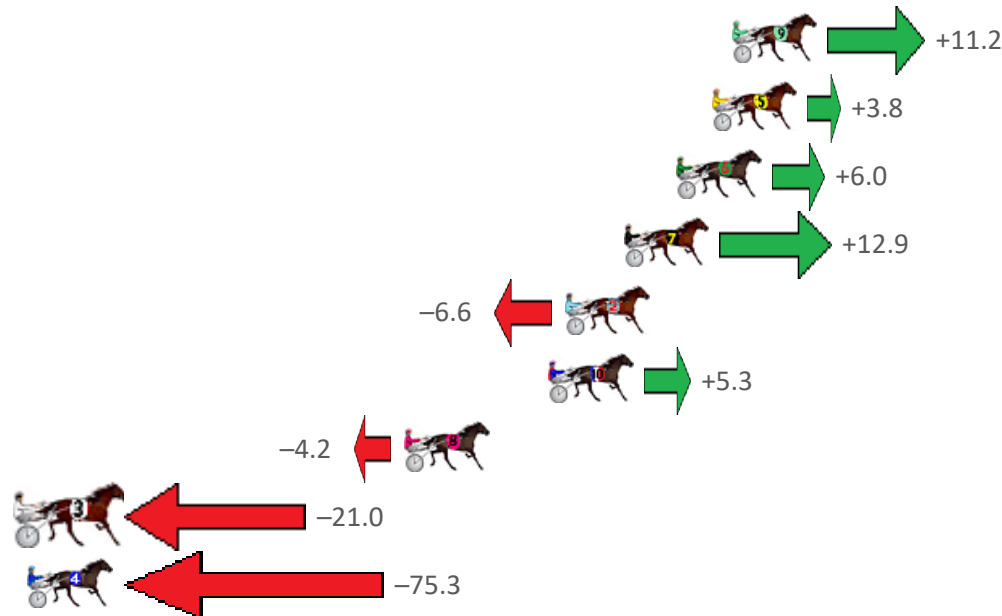
# Pinjarra Race 6 Distance 2185m

Monday, 27 November 2023

Gross Time: 2:42.50 MileRate: 1:59.70 LeadTime: 44.30s First Qtr: 31.70s Second Qtr: 29.70s Third Qtr: 27.90s Fourth Qtr: 28.90s

NoHorse	Plc	Mar	800 Posi	400 Posi	Time	3rd Qtr	4th Qtr
9 PRECOCIOUS LADY	1	0.0m	11.2m (2)	2.0m (1)	2:42.50	27.25s	28.76s
5 ALLAGLOW	2	0.8m	4.6m (0)	4.0m (0)	2:42.56	27.86s	28.67s
6 MISS HIGH FASHION	3	2.2m	8.2m (1)	6.0m (1)	2:42.67	27.75s	28.63s
7 ARTISTIC SCRIBE	4	4.3m	17.2m (1)	15.6m (0)	2:42.83	27.80s	28.09s
2 SPORTING GRACE	5	6.6m	0.0m (0)	0.0m (0)	2:43.00	27.89s	29.37s
10 STAR LILLY	6	7.3m	12.6m (0)	11.6m (1)	2:43.05	27.83s	28.59s
8 CYNTHIA MAE	7	13.0m	8.8m (0)	8.0m (0)	2:43.49	27.84s	29.26s
3 YANKEEDELIGHT	8	33.2m	12.2m (1)	13.0m (2)	2:45.02	27.93s	30.35s
4 RECOVER LOVER	9	79.3m	4.0m (1)	17.0m (1)	2:48.51	28.74s	33.38s

Finish Position and metres gained from 800m



## PJ Harness Analyser

Sectional Analysis Software - Not just a formguide!

[www.facebook.com/PJHarnessRacing](http://www.facebook.com/PJHarnessRacing)



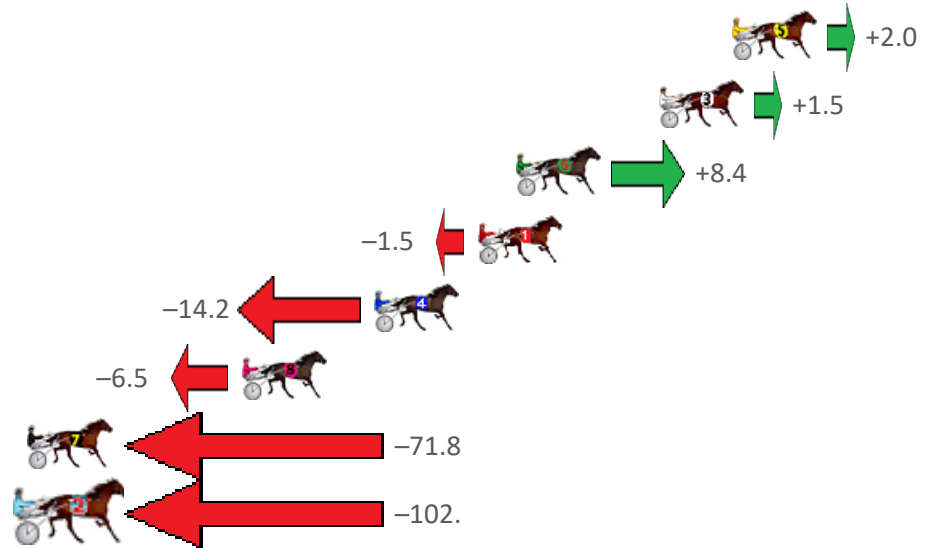
# Pinjarra Race 7 Distance 2185m

Monday, 27 November 2023

Gross Time: 2:38.30 MileRate: 1:56.60 LeadTime: 42.40s First Qtr: 29.90s Second Qtr: 29.70s Third Qtr: 28.50s Fourth Qtr: 27.80s

NoHorse	Plc	Mar	800 Posi	400 Posi	Time	3rd Qtr	4th Qtr
5 PAROQUET	1	0.0m	2.0m (1)	1.2m (1)	2:38.30	28.44s	27.72s
3 LIL HAPPY FELLA	2	2.9m	4.4m (0)	5.0m (0)	2:38.51	28.54s	27.65s
6 FORGOTTEN HIGHW	3	8.6m	17.0m (0)	14.0m (0)	2:38.93	28.29s	27.43s
1 BAYARDO	4	10.1m	8.6m (0)	9.2m (0)	2:39.04	28.54s	27.86s
4 SISTA SAMMY	5	14.2m	0.0m (0)	0.0m (0)	2:39.34	28.51s	28.78s
8 SUGAR APPLE	6	19.5m	13.0m (0)	13.4m (2)	2:39.73	28.53s	28.22s
7 HOTFOOT IT	7	82.6m	10.8m (1)	9.4m (2)	2:44.34	28.47s	32.86s
2 SPORT SPORT SPORT	8	108.5m	6.2m (1)	12.6m (1)	2:46.23	29.03s	34.43s

Finish Position and metres gained from 800m





## PJ Harness Analyser

Sectional Analysis Software - Not just a formguide!

[www.facebook.com/PJHarnessRacing](https://www.facebook.com/PJHarnessRacing)



RISE Digital, Harness Racing Australia nor the provider accepts any responsibility for the completeness or accuracy of any of the information contained herein, and makes no representations about its suitability for any particular purpose. Users should make their own judgements about those matters and/or seek independent advice. You assume all risks associated with use of data provided on this page

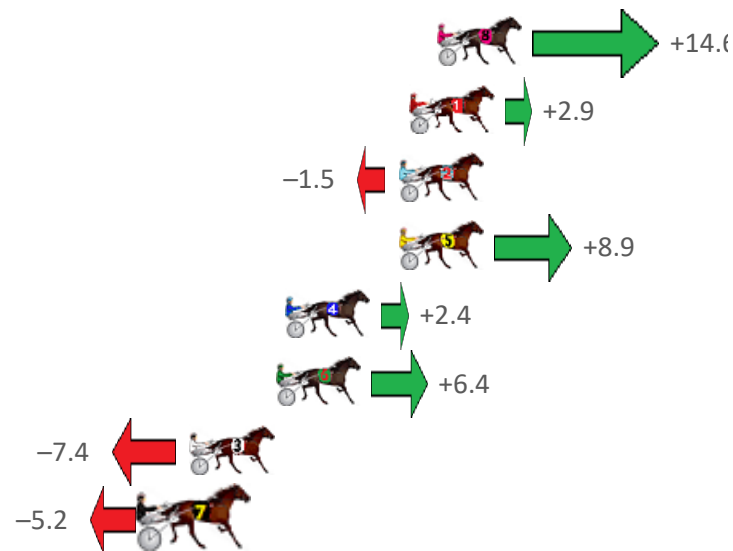
# Pinjarra Race 8 Distance 2116m

Monday, 27 November 2023

Gross Time: 2:37.50 MileRate: 1:58.70 LeadTime: 40.80s First Qtr: 30.00s Second Qtr: 29.30s Third Qtr: 28.50s Fourth Qtr: 28.90s

NoHorse	Plc	Mar	800 Posi	400 Posi	Time	3rd Qtr	4th Qtr
8 CARANA	1	0.0m	14.6m (1)	3.8m (2)	2:37.50	27.73s	28.63s
1 HES ROYAL BLUE	2	1.1m	4.0m (0)	4.0m (0)	2:37.58	28.50s	28.69s
2 GLIDING STAR	3	1.5m	0.0m (0)	0.0m (0)	2:37.61	28.50s	29.01s
5 ALFREDI	4	1.5m	10.4m (1)	8.8m (2)	2:37.61	28.39s	28.38s
4 PIVOTAL	5	6.0m	8.4m (0)	8.4m (0)	2:37.96	28.50s	28.73s
6 PER ARDUA AD ASTR	6	6.4m	12.8m (0)	12.8m (1)	2:37.99	28.50s	28.44s
3 CHRYSOPRASE	7	9.8m	2.4m (1)	1.4m (1)	2:38.24	28.42s	29.50s
7 MAJOR ARTIST	8	11.4m	6.2m (1)	5.4m (1)	2:38.36	28.44s	29.33s

## Finish Position and metres gained from 800m





## PJ Harness Analyser

*Sectional Analysis Software - Not just a formguide!*

[www.facebook.com/PJHarnessRacing](http://www.facebook.com/PJHarnessRacing)



RISE Digital, Harness Racing Australia nor the provider accepts any responsibility for the completeness or accuracy of any of the information contained herein, and makes no representations about its suitability for any particular purpose. Users should make their own judgements about those matters and/or seek independent advice. You assume all risks associated with use of data provided on this page




# Pinjarra Race 9 Distance 2185m

Monday, 27 November 2023

Gross Time: 2:43.30 MileRate: 2:00.30 LeadTime: 42.40s First Qtr: 31.70s Second Qtr: 30.10s Third Qtr: 29.60s Fourth Qtr: 29.50s

NoHorse	Plc	Mar	800 Posi	400 Posi	Time	3rd Qtr	4th Qtr
7 THE STATE OF ART	1	0.0m	0.0m (0)	0.0m (0)	2:43.30	29.60s	29.50s
9 DREAM WALKER	2	26.9m	18.2m (1)	11.2m (1)	2:45.38	29.09s	30.65s
1 THINGS CHANGE	3	29.9m	8.2m (0)	7.8m (2)	2:45.61	29.57s	31.12s
8 JUST CRUIZIN	4	30.9m	3.2m (1)	4.6m (1)	2:45.69	29.71s	31.43s
5 DELIGHTABLE	5	40.8m	18.2m (0)	16.2m (1)	2:46.46	29.46s	31.30s
3 DILO SPIRIT	6	44.9m	4.2m (0)	4.6m (0)	2:46.77	29.63s	32.46s
6 KRIPKE	7	46.5m	22.4m (0)	20.6m (0)	2:46.90	29.47s	31.40s
4 RUN STELLA RUN	8	64.2m	12.6m (0)	14.8m (0)	2:48.27	29.77s	33.12s
2 WHOOPSADAISSY	9	137.8m	13.6m (1)	40.0m (0)	2:53.96	31.55s	36.67s

## Finish Position and metres gained from 800m





## PJ Harness Analyser

Sectional Analysis Software - Not just a formguide!

www.facebook.com/PJHarnessRacing



RISE Digital, Harness Racing Australia nor the provider accepts any responsibility for the completeness or accuracy of any of the information contained herein, and makes no representations about its suitability for any particular purpose. Users should make their own judgements about those matters and/or seek independent advice. You assume all risks associated with use of data provided on this page